

SEATING

P R I C E L I S T

NeutralPosture

2020
February
















TABLE OF CONTENTS



















CHAIR USES MATRIX	2	HIGH PERFORMANCE SEATING	16	INDUSTRIAL/HEALTHCARE SEATING	96
N-TUNE SEATING SYSTEM	4	Headrest Options	18	AbChair	98
GUARDIAN	5	Back Options	18	Adapta Stool	100
CONNEXION ARM	5	Seat Options	18	Geo	102
		Mechanism Options	19	Graphite	104
SELLING POLICY	6	Arm Options	19	Stratus Upholstered	106
Terms & Conditions	6	1000 Series	20	Stratus Urethane	108
Ordering	6	5000 Series	22		
Prices	6	6000 Series	24	STOOL OPTIONS	110
Taxes	6	8000 Series	26	NeXtep	110
Lead Time	6	8000 Series – Tall & Skinny	28	N-position	110
Customer's Own Material	6	Big & Tall	30	Footrings	111
Storage Fee	6	XSM – Extra Small	32	Footrests	111
Shipping	7				
Freight Damage	7	TASK/CONFERENCE SEATING	34	WORKPLACE ACCESSORIES	112
Returns	7	Arm Options	36	Keyboard Arms	114
Warranty Claims	7	Chair Mechanism Options	38	Keyboard Trays	114
Delay/Force Majeure	7	Stool Mechanism Options	39	Easy Combos	115
Compliance with Law	7	Headrest Options	40	Monitor Arms	116
		Connexion Arm	41	Forearm Supports	117
		Balance	42	Anti-fatigue Floor Mats	117
QUICK SHIP PROGRAM	8	Cozi	44	CPU Holders	117
Overview	8	Cozi Stool	46	Adjustable Height Tables	117
Fabrics	8	Cozi 24/7	48		
		Cozi Guest	50	SIT/STAND	118
WARRANTY	9	E-Series	52	StandUp	118
Lifetime Single Shift	9	Embrace	54	StandUp A1	118
Continuous-shift Intensive Use	9	Embrace Guest	56	StandUp X1	119
		Icon	58		
GENERAL INFORMATION	10	Knomi	60	UPHOLSTERY	120
Patent Information	10	Knomi Mesh/Mesh	62	Fabrics	120
Certification	10	NV	64	CAL133	120
Design	10	Renati	66	ESD	120
Women's Business Enterprise (WBE)	10	Right Chair	68	Leathers	121
Woman Owned Small Business (WOSB)	10	Right Chair Stool	70	Quick Ship	121
Historically Underutilized Business (HUB)	10	Right Chair Mesh	72		
BIFMA	10	Right Chair Mesh Stool	74	GRADED IN FABRICS	122
SCS Indoor Advantage	10	Right Chair Guest	76	Arc Com	122
Custom Logos	10	U4ia	78	Carnegie	123
Cleanroom to Class 100	10	U4ia Stool	80	C.F. Stinson	124
Commitment to Non-obsolescence	10	U4ia Guest	82	Designtex	126
CAL133	11	Ulius	84	Guilford of Maine	127
ESD Seating	11	Ulius Stool	86	Luna	127
ESD Order Form	12	Ulius Guest	88	Luum	128
COM Form	13			Maharam	128
GSA Contract Overview	14	ACTIVE/GUEST SEATING	90	Mayer	129
GSA Contract Details	15	Dice	92	Momentum	130
		Facet	94	Paul Brayton	132
				Ultrafabrics®	132
				CTL Leather	132

Chair Uses Matrix

			Quick Ship	High Performance	Work/Task	Executive	Conference/ Training Room	Guest	Stools
		1000 Series page 20	QS	✓	✓	✓			✓
		5000 Series page 22	QS	✓	✓				✓
		6000 Series page 24	QS	✓	✓	✓			
		8000 Series page 26	QS	✓	✓	✓			✓
		Balance™ page 42			✓	✓	✓		
		Big & Tall page 30	QS	✓	✓	✓			
		Cozi® page 44	QS		✓		✓	✓	✓
		Cozi® 24/7 page 48	QS		✓		✓	✓	✓
		Dice™ page 92						✓	
		E-Series™ page 52	QS		✓	✓	✓		✓

✓ Standard

Chair Uses Matrix

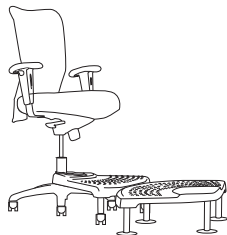
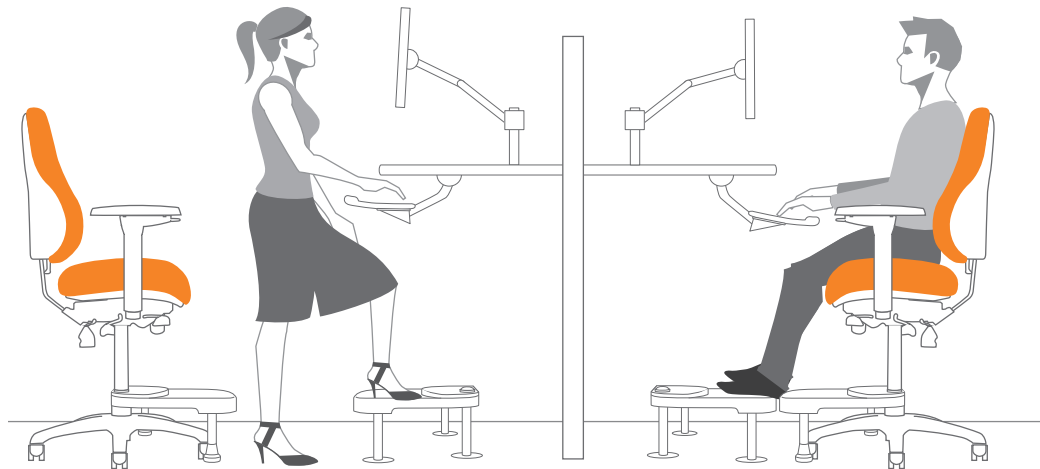
High Performance	Work/Task	Executive	Conference/ Training Room	Guest	Stools	Quick Ship			
		✓	✓	✓			Embrace™ page 54		
				✓		QS	Facet page 94		
	✓	✓	✓		✓	QS	Icon™ page 58		
	✓	✓	✓			QS	Knomi® page 60		 
		✓	✓				NV™ page 64		
	✓	✓	✓		✓	QS	Renati™ page 66		
	✓	✓	✓	✓	✓	QS	Right Chair® page 68		
	✓	✓	✓	✓	✓	QS	U4ia® page 78		 
	✓	✓	✓	✓	✓	QS	Ulius® page 84		 
✓	✓	✓			✓	QS	XSM™ page 32		

✓ Standard

START OF A REVOLUTION

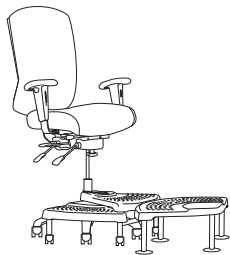
N·tune®, developed by Certified Professional Ergonomists, is all about raising desk heights from 29" to 40" and then raising the chair to stool height, allowing users to easily transition between sitting and standing throughout the workday. Not only does this help alleviate the pains of a sedentary workday, the overall health benefits it provides are immense as well.

By standing for just 2 hours more than normal throughout an average workday, you can burn an extra 280 calories, translating into improvements in BMI, cholesterol, blood pressure levels and many other positive health outcomes.



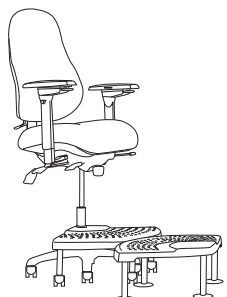
GOOD

- U4ia® with up to 13 adjustable features
- Single platform, depth adjustable 10" NeXtep®
- N-position™ with 10" platform
- N-position™ supports up to 400 lbs



BETTER

- Cozi® with up to 13 adjustable features
- Dual platform, depth adjustable 8"/10" NeXtep® combo
- N-position™ with 10" platform
- N-position™ supports up to 400 lbs



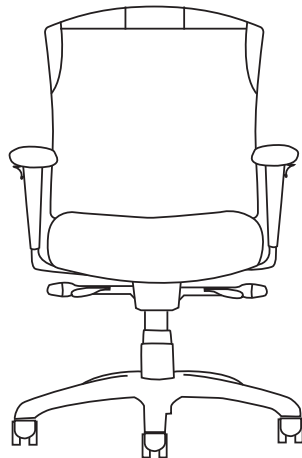
BEST

- 8000 Series with up to 15 adjustable features
- Wide single platform 10" NeXtep® provides more surface area
- N-position™ with 10" platform
- N-position™ supports up to 400 lbs

BULLET RESISTANT

The Guardian® is a NIJ Level II compliant bullet resistant vest custom fitted over the chair's back. A NIJ Level II compliant bullet resistant vest will provide protection against regular powered 9mm handguns, up to .357 Magnums. The vest fits over the back of the Cozi chair

and is easily removable. With the vest on the chair, it can also be used as a shield by kneeling behind the back of the chair. In a situation where response time can save your life, there is no quicker solution to protection than having the Guardian® at your desk.



NIJ Level II compliant



Best of NeoCon gold award winner



Protection against regular powered 9mm handguns, up to .357 Magnums



Inconspicuous— looks like a regular chair



Use as shield or vest



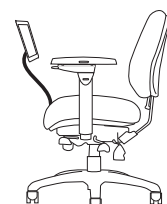
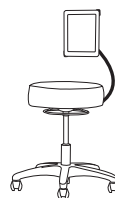
AVAILABLE MODELS

Cozi	page 44
Cozi Stool	page 46
Cozi 24/7	page 48

CONNEXION® ARM

FEATURES

- Quickly and easily position your tablet where it's comfortable for you
- Holds your tablet so you don't have to
- Eliminates awkward postures and helps reduce upper body fatigue
- Engineered for ease of use
- Can be used while sitting or standing
- 3 mounting options, left, right or both



TERMS AND CONDITIONS

For all non-rated or new accounts, payment terms are Cash in Advance (C.I.A.) until credit has been approved or rated. Please send full credit information and references and allow time for Credit Department approval.

For all established accounts, payment is due within thirty (30) days from the invoice date. Neutral Posture (NP) reserves the right to change or cancel the terms of sale based on volume, credit rating and/or credit information. Prepayment, whole or in part, may be requested at any time at the discretion of the corporate office.

Past due accounts are subject to a 1.5% late charge or maximum amount permitted under local law, for each thirty (30) days the outstanding balance remains open after the due date.

Withholding of payments based on carrier damages, shortages or other disputes is illegal and subject to charges.

ORDERING

All orders must be in writing; faxed, e-mailed or mailed. The product model number(s) contained in the order acknowledgment shall be the final expression of the order. A purchase order is not binding on NP until customer has received NP's order confirmation or acknowledgment. Orders must have a contact name and phone number. Orders may not be cancelled without written consent of Neutral Posture.

To expedite complete/correct entry of your order, be certain all model numbers, quantities, colors and area identifications are completely specified. Also, include complete purchase order number(s), bill-to and ship-to addresses, a contact name and specific shipping dates required.

Orders should be sent to:
Neutral Posture
3904 N Texas Avenue Bryan, TX 77803
979.778.0502 (Option 2)
800.446.3746
979.778.0408 FAX
E-mail: orderentry@neutralposture.com

When an order is received, it is assigned a scheduled ship date. That date is shown on the customer's acknowledgment.

Purchase orders may not be changed or cancelled, in whole or in part, without prior written consent of NP. Changes may affect delivery dates. Expenses incurred because of changes shall be charged to customer. In the event of cancellations, customer will be liable for reasonable cancellation charges established by NP. Orders for special product, orders including customer's own material (COM) and orders pursuant to expedited delivery programs, may not be cancelled.

A minimum of 3% of net expedite fee will be charged for orders requiring less than standard lead times.

PRICES

Prices are subject to change without notice. List prices shall be those in effect on the date of receipt of purchase order unless shipment is requested more than ninety (90) days after order entry in which case prices in effect on the date of shipment apply. Prices in effect at time of shipment prevails in the event of a discrepancy.

TAXES

All sales, use, excise and other taxes applicable to the sale of the products shall be paid by customer. If customer claims an exemption from any tax, customer shall submit to NP the appropriate exemption certificates.

LEAD TIME

Quick Ship lead time is five (5) business days for products noted with Quick Ship in the price list for quantities of 25 chairs or less. 5 day Quick Ship must be requested on purchase order and is not guaranteed until acknowledged by corporate office. Lead times can vary due to fluctuation in production capacity. It is always best to confirm lead time with Customer Service. Standard lead time is 3 - 4 weeks for orders that are not Quick Ship and/or Quick Ship quantities of 26 - 300 units. For larger orders contact Customer Service for lead time.

A minimum 3% of net expedite fee will be charged for orders requiring less than standard lead times. Less than standard lead time is clarified as less than 5 business days for Quick Ship models/quantities or less than 3 - 4 weeks on non-Quick Ship models. Customer to contact Customer Service prior to submitting the order to confirm expediting is available for their specific order.

CUSTOMER'S OWN MATERIAL

A customer who requests a fabric or other surface material not standard to NP's line of products (COM), must submit samples of the requested material to NP prior to entry of a customer order. NP will determine if the material is suitable to its manufacturing processes and products. The customer shall identify the COM to meet any applicable requirements of Underwriters Laboratories, CAL 117-2013, and/or Canadian Standards Association. If the COM is acceptable, NP will then establish a price for using the COM. For a description of the procedures for submitting samples and testing, contact Customer Service. NP shall have no responsibility for the appearance, condition, performance, durability, colorfastness or any other physical attribute of the COM. Customer shall indemnify and hold NP harmless for any damages, injuries or losses arising out of or related to use of the COM on the product.

STORAGE FEE

Any changes made by the customer to postpone the delivery date on orders which have already gone into production, will be charged a storage fee. This fee will be applied to both partially and fully built orders. NP will advise of fee prior to applying charge.

TERMS AND CONDITIONS

SHIPPING

Most NP products include shipping. All standard discount orders are F.O.B destination delivered by way of parcel or freight carrier service dock to dock within the forty-eight (48) contiguous United States, and the District of Columbia. NP will designate the shipping mode and carrier based on geographical location and best service as defined by our Logistics Department.

For orders shipping outside the forty-eight (48) contiguous United States, and the District of Columbia, customer pays shipping from port of embarkation to destination and order will be shipped "best way". Customer will incur additional charges if they choose to specify a freight carrier.

Any order requiring special delivery service, other than normal dock to dock delivery, will incur additional charges. These services include, but are not limited to residential delivery, limited access delivery, lift gate service, inside delivery, call before delivery, re-routed deliveries, specific delivery date/time requests or congestion fees. These charges will be quoted at customer request.

Conditions beyond the control of NP, including weather, available facilities and traffic conditions, may affect exact time of delivery. NP shall not be responsible for specific carrier delivery date or time unless it has made a specific delivery commitment, in writing.

Delivery date and time are at the discretion of the carrier within reasonable transit time unless special arrangements have been agreed to in writing between customer and NP prior to shipment.

Accessorial Charges (Net)

Delivery Appointment Required
Inside Delivery/Pick Up
Items Over 96 Inches
Lift Gate Required
Limited Access Delivery
Notification/CBD
Residential Delivery
Ship Fully Assembled
Pre-delivery Notification
Re-delivery/Return Trip

Contact Customer Service at
customerservice@neutralposture.com
or 979.778.0502 for pricing.

DELAY/FORCE MAJEURE

Neutral Posture shall not be liable for failure to perform or for delay in performance due to fire, flood, strike or other labor difficulty, act of God, act of any governmental authority or of the customer, riot, embargo, fuel or energy shortage, wrecks or delay in transportation, inability to obtain necessary labor, materials or manufacturing facilities from usual sources or failure of suppliers to meet their contractual obligations, or due to any cause beyond its reasonable control. If any such event occurs, Neutral Posture may extend delivery dates by a period of time necessary to overcome the effect of such delay, allocate available product or cancel any purchase order.

FREIGHT DAMAGE

Upon receipt of shipment consignee is responsible for checking delivery for shortages or signs of damage. If a problem is discovered, bring it to the driver's attention immediately. If any of the goods called for on the Bill of Lading are shorted or damaged, consignees should not accept them until the carrier makes a notation on the freight bill of the shorted or damaged goods. The more precise the notation, the easier the claim can be resolved. NP's responsibility ceases when the consignee signs the freight delivery receipt as received in good condition. Shipping claims must be made within thirty (30) days of shipment delivery.

RETURNS

The return of product without written authorization by NP shall not be accepted. All merchandise returns must be pre-approved by the corporate office and sent freight prepaid. Contact the Warranty Department, warrantyrequest@neutralposture.com, to receive a Return Merchandise Authorization (RMA) number for any return. RMAs are valid for thirty (30) days and any returned merchandise without a RMA number will be refused.

No deductions from any NP invoices can be made for return merchandise until it is approved by the corporate office. No deductions will be honored until returned goods are processed through our Quality Control Audit.

All returns for canceled orders must be pre-approved by the corporate office and sent freight prepaid. No returns will be authorized unless our inventory allows it, the parts are in good reusable condition and it was sold within the last thirty (30) days. Authorized seating returns will be charged a thirty percent (30%) (twenty percent (20%) for GSA) restocking fee, by agreement, to cover handling, inspection, stocking and repackaging. Authorized systems returns are subject to a forty-five percent (45%) of list restocking charge. Products not currently offered for sale by NP (including COM) shall not be authorized for return. All returned products must be unused, in original condition and in the original NP packing cartons. No refund or credit will be given for damaged products.

WARRANTY CLAIMS

Neutral Posture reserves the right to specify that items or parts claimed to be defective, be returned to the factory for our inspection. If the claim is justified, repair or replacement of defective parts under warranty will be made through NP at no cost to the customer. NP will, at its discretion, reimburse the furniture dealer for labor (actual costs only) on warranty parts. The furniture dealer must submit a quote to be approved prior to service. If approved, the furniture dealer must then submit an invoice to NP for reimbursement after the service is completed. Freight for products and parts covered under warranty will be covered for the forty-eight (48) contiguous states, and the District of Columbia, with the method of shipping at NP's discretion. All claims must include the product serial number. NP will have no warranty obligation if the product was subjected to abuse, alteration, misuse, negligence or accident or if the user fails to perform the proper maintenance for the product.

warrantyrequest@neutralposture.com

QUICK SHIP OVERVIEW

Neutral Posture's Quick Ship program allows customers to receive selected items sooner, for no extra charge. Items available on the Quick Ship program will be manufactured and shipped within 5 business days of an accurately specified order. Orders must be designated as Quick Ship on the PO in order to be processed as Quick Ship.

AVAILABLE CHAIRS	MAX QTY
1000 Series	25
5000 Series	25
6000 Series	25
8000 Series	25
Big & Tall	25
Cozi	25
Cozi 24/7	25
E-Series	25
Icon	25
Knomi	25
Renati	25
Right Chair	25
U4ia	25
Ulius	25
XSM	25

QUICK SHIP FABRICS

Grade 1

Ranchero	Black	230609
Spacer	Pewter	200651
Spacer	Ink	200649
Spacer	Black	200648
Spacer	Wine	200650

Grade 2

Ace	Toast	200714
Ace	Peony	200710
Ace	Char	200703
Ace	Midnight	200709
Ace	Jet	200707

Grade 3

Cloud 9	Red Dawn
Cloud 9	Midnight Sky
Cloud 9	New Haze
Cloud 9	Fog
Cloud 9	Thunder
Revive	Ebony
Revive	Goose
Revive	Ink
Revive	Metal

WARRANTY

EFFECTIVE APRIL 2017

Neutral Posture warrants to the original customer from the date of purchase that the products NP manufactures and sells to the customer are free of defects in workmanship and materials under normal use during the applicable warranty period set forth below.

Normal use is defined as wear which occurs in an office environment during the course of a normal single-shift usage workday (8 hours per day/5 days per week). NP products used in an environment exceeding 8 hours per day/5 days per week, are warranted to be free from defects in workmanship and materials for a period of two (2) years.

NP's warranty obligation is limited to the replacement or repair, at NP's discretion, of defective products which have been reported by the original customer to be defective in workmanship or material and which are found to be so by NP upon inspection. Defective products shall be returned at the discretion of the corporate office and all returns must be authorized in advance. NP will assume no responsibility for any labor charges.

Freight for products and parts under warranty will be covered for the forty-eight (48) contiguous United States, and the District of Columbia with the method of shipping at NP's discretion.

The user shall be responsible for all maintenance service, which includes but not limited to: lubricating and cleaning of the product, assembly, adjustment, checking all screws every six months and performing operation checks.

PRODUCT AND PERIOD OF WARRANTY

12 Years

All products and components except as noted below

10 Years

Chair controls, pneumatic cylinders, casters, glides, arms and plastic components

5 Years

StandUp®, StandUp®A1, inflatable lumbar, anti-fatigue mats, footrings, footrests, NeXtep®, CPU holders, monitor arms, keyboard trays, keyboard mechanisms, Connexion Arm®, foam, mesh material, Guardian®

3 Years

Upholstery excluding leather, Ultraleather™, NovaSuede®, UltraSuede®, Finesse®, Graded In, COM or COL

2 Years

StandUp®X1, tablet holder, forearm supports

Replacement Parts

Warranted for two (2) years or the balance of the original warranty, whichever is longer

Engineer-to-Order Product

NP warrants all Engineer-to-Order products to be free from defects in workmanship given normal use and care for three (3) years of single-shift service

EXCLUSIONS

- The product was not purchased new from NP
- The product was subjected to abuse, alteration, misuse, negligence or accident
- Damage caused by a carrier
- Normal wear and tear or acts or omissions of parties other than NP (including user modification, improper use or installation of products)
- Colorfastness, matching of color, fabric puddling, or wearing qualities of any material
- Neutral Posture is not responsible for slight differences in fabric color due to supplier dye lot differences on large orders or on repeat orders placed at later dates from the original order
- Leather, Ultraleather™, NovaSuede®, UltraSuede®, Finesse®, COM, COL or any other third party materials applied to product as specified by the customer including attributes such as appearance, durability, quality, behavior, colorfastness, performance, etc.
- Non-compliance with installation and maintenance instructions
- Modifications or attachments to the product that are not approved by NP and product failures resulting from such modifications or attachments
- Damage caused by cleaning chemicals
- Dye transfers caused by external contaminants (including clothing and accessory dye such as those used on denim jeans)
- Substitution of any unauthorized non-NP components for use in the place of NP components
- Products that are exposed to extreme environmental conditions and/or have been subject to improper storage
- Damage from sharp objects such as writing utensils, heeled shoes, scissors, jewelry or keys

The warranty printed above is the only warranty applicable to these products. All other warranties expressed or limited, including but not limited to the implied warranties of merchantability and fitness for a particular purpose are disclaimed.

24/7 CONTINUOUS-SHIFT

Covers all components of the chair for a period of five (5) years to the original customer from the date of purchase except for upholstery and inflatable lumbar. Only upholstery with a double rub rating of over 1M is warranted for the complete 5-year period.

Availability:

Big & Tall Series	Included in Price
Cozi 24/7	Included in Price
NP Series	\$290 List Up Charge Per Chair
All other chairs	Contact Customer Service, customerservice@neutralposture.com

Always confirm pricing/availability with Customer Service.



GENERAL INFORMATION

PATENT INFORMATION

Neutral Posture® Chair	U.S. Patent #4,552,404
AbStool®	U.S. Patent #6,877,812
	U.S. Patent #7,104,606
360° Adjustable Arms	U.S. Patent #6,296,312
Adjustment Guide	U.S. Patent #D458,777
Balance™	U.S. Patent #D541,061
Connexion® Arm	U.S. Patent #8,955,905
ElementAl®	U.S. Patent #D588,145
Fring® Footrest	U.S. Patent #6,142,571
	U.S. Patent #6,607,246
Inflatable Lumbar	U.S. Patent #6,220,663
	U.S. Patent #6,290,295
Keyboard Tray	U.S. Patent #D463,441
NeXtep®	U.S. Patent #7,036,886
N•Position™	U.S. Patent #D557,513
StandUp®	U.S. Patent #7,048,236
Cover for a	
Seating Device	U.S. Patent #D647,353
Other Patents Pending	

CERTIFICATION

Independent tests show that all NP chairs meet or exceed current ANSI/HFES 100-2007, ANSI/BIFMA and California 117 certification standards. Certain NP products meet California Technical Bulletin 133 and task intensive certification standards. All cylinders are rated Class 4 or better by UNI standards.

DESIGN

NP reserves the right to make changes and improvements in design and materials and to discontinue parts and components at their discretion.

WOMEN'S BUSINESS ENTERPRISE (WBE)

This certification is administered by the Women's Business Enterprise National Council (WBENC) and is used to qualify potential vendors as credible diversity suppliers. NP is certified as a WBE by WBENC.

WOMAN OWNED SMALL BUSINESS (WOSB)

The U.S. Small Business Administration's WOSB Federal Contract Program provides greater access to federal contracting opportunities for WOSBs. The program allows contracting officers to set aside specific contracts for certified WOSBs and helps federal agencies achieve the existing statutory goal of five percent of federal contracting dollars being awarded to WOSBs. NP is certified as a WOSB by WBENC.

HISTORICALLY UNDERUTILIZED BUSINESS (HUB)

The Texas Historically Underutilized Business (HUB) program encourages the use of HUBs in state procurement and provides information to minority and woman-owned businesses on the state's procurement process. NP is certified as a HUB.

BUSINESS AND INSTITUTIONAL FURNITURE

MANUFACTURER'S ASSOCIATION

NP is a member of the Business and Institutional Furniture Manufacturer's Association (BIFMA). Tests developed by BIFMA and approved by the American National Standards Institute (ANSI) determine the strength and durability of office furniture in its everyday use. Although this testing does not serve as a warranty or guarantee, NP standard products within this price list meet or exceed applicable ANSI/BIFMA X5.1-2011, BIFMA G1-2001 and ANSI/HFES 100-2007 standards. Combinations of options added on to the standard products may not meet ANSI/ BIFMA standards. Those combinations which do not meet ANSI/BIFMA standards are not available on GSA. Additionally, most seating is BIFMA level 2 certified. For more information, contact Customer Service at customerservice@neutralposture.com.

SCS INDOOR ADVANTAGE CERTIFICATION

All NP seating products are certified by SCS Global Services for indoor air quality.

CUSTOM LOGOS

Your company, university, mascot, etc as a custom logo in embroidery can be placed on most fabrics or in Cloud 9™. Contact Customer Service at customerservice@neutralposture.com for details and cost.

CLEANROOM TO CLASS 100

Independent testing according to Federal STD 209E (correlates to ISO-14644C Class 5) confirms NP Cleanroom seating meets or exceeds Class 100 requirements. NP Cleanroom models are designed to prevent particulates in Cleanroom environments. In addition to top-quality vinyl upholstery, a HEPA filtration system in the seat and backrest prevent particulate release.

Available Models	Upcharge (List)
Big & Tall	\$120
Cozi	\$120
Cozi 24/7	\$120
NP55500-D1	\$120
NP55600-D1	\$120
AbChair (Urethane)	\$120
Adapta Stool	\$120
Stratus Upholstered	\$120
Stratus Urethane	\$70
Graphite	\$70
Geo	\$70

NEUTRAL POSTURE'S COMMITMENT TO NON-OBSOLESCENCE.

To address the way people work today and the ever changing work environment, Neutral Posture introduces new and improved products. These introductions are designed to retrofit existing customer inventory. Enhancements mean nothing if you can't adapt. If a product is enhanced, function changes or demand becomes low, Neutral Posture will provide compatible products across generations of equal or similar appearance and operational characteristics in terms of form, fit and function. Because mills and suppliers discontinue fabrics, laminates and paints with little or no notice, Neutral Posture is not able to guarantee finish availability. When possible notification of discontinued finishes to dealers and end users will be made. Neutral Posture will provide a 90-day window from the date of discontinuation in which we will guarantee availability of the finish.

GENERAL INFORMATION

CAL 133

Almost every model in the NP family of seating products meets the specifications for California Technical Bulletin 117, the industry standard for upholstered furniture. Additionally, NP chairs can be upgraded to meet the more stringent, California Technical Bulletin 133 standard, which is required by the California Bureau of Home Furnishings and Thermal Insulation for contract seating used in public facilities.

Standard CAL 133 Models and Options

Fabric/Vinyl \$265 Upcharge (List)
Leather Contact
customerservice@neutralposture.com

Available Chairs	Options	Exceptions
5000 Series	All	Inflatable Lumbar
6000 Series	All	Inflatable Lumbar No Pillow Top All Headrests
8000 Series	All	Inflatable Lumbar All Headrests
Big & Tall	All	Inflatable Lumbar Arm Shroud Pillow Top All Headrests
AbChair	All	Urethane AbRest Cleanroom
Cozi	All	
Cozi 24/7	All	
Dice	All	Arms
Right Chair	All	
U4ia	All	

NP can also utilize COM for the CAL 133 upgrade if the material is an inherently flame retardant (FR) material, like Trevira® or Avora®. For large orders and corporate standards programs, NP can also facilitate a lab-supervised burn test for each chair/upholstery combination. These tests will be negotiated and supervised through NP's Engineering Department.

All models that comply with CAL 133 will be labeled accordingly on both the packing slip and the serial number description tag. Additionally, they will contain a label with the following notice:

Notice: This chair is manufactured in compliance with California Technical Bulletin 133 and meets the flammability requirements of the California Bureau of Home Furnishings.

WARNING

This product can expose you to chemicals including (Antimony Oxide), which is known to the State of California to cause cancer. For more information, go to www.P65Warnings.ca.gov/furniture.

ELECTROSTATIC DISCHARGE (ESD) SEATING

NP ESD models are tested to meet the requirements of today's ESD environment with conductive components and fabrics (1% carbon fiber with surface resistivity no greater than 1.3 x 10⁶ ohms/sq.cm when test in accordance with ANSI/ESD STM12.1-2013). ESD chairs are an integral part of an effective ESD system that includes a conductive floor or mat to complete conductive path.

Upholstery

- Conductive cloth or vinyl

Options

- 20" Footring
- Upholstered Back Outer
- 4" Height Adjustable Arms
- T Arms
- Drag Chain

Features

- Polished Aluminum Base

Available Chairs	Upcharge (List)
5000 Series	\$290
6000 Series	\$290
8000 Series	\$290
AbChair	\$290
Adapta	\$290
Big & Tall	\$290
Cozi	\$290
Cozi Stool	\$290
Cozi 24/7	\$290
Stratus Upholstered	\$290
XSM – Extra Small	\$290

Upcharge added to graded price. Many other options and features available at an added charge. Please refer to page 12 for pricing.

ESD Order Form

Client _____

Contact Name _____

Phone Number _____

Fax Number _____

Email Address _____

City _____

State _____ Zip _____

Purchase Order Number _____

Quantity _____

Model # _____ List Price _____

ESD Option – Per Chair

Standard ESD Package (E)

\$290

- Convert to equivalent ESD cylinder
- Convert to aluminum base
- Convert to equivalent ESD casters or glides
- The standard ESD chair is without arms
- ESD wiring & braiding
- Ships fully assembled

Select Additional ESD Options

- | | |
|---|-------|
| <input type="checkbox"/> Add conductivity to Upholstered Back Outer (U)
<i>Only available on Neutral Posture® Series</i> | \$20 |
| <input type="checkbox"/> 4" Adjustable Arms with conductivity | \$240 |
| <input type="checkbox"/> Add conductivity to 20" Chrome Footring (R2) | \$20 |
| <input type="checkbox"/> Drag chain
<i>Includes chain and conductivity</i> | \$30 |

Total ESD up charge per chair \$ _____

Send completed form with order to:

Neutral Posture, Inc.
3904 N. Texas Avenue
Bryan, TX 77803
979.778.0502 (Option 2)
800.446.3746
979.778.0408 FAX
orderentry@neutralposture.com

Available Chairs

- 5000 Series
- 6000 Series
- 8000 Series
- AbChair
- Adapta
- Big & Tall (*Arms are fixed*)
- Cozi
- Cozi Stool
- Cozi 24/7
- Icon
- Stratus Upholstered
- XSM – Extra Small

Customer's Own Material (COM) Form

Dealer Name _____

Contact Name _____

Address _____

City _____ State _____ Zip _____

Phone Number _____

Fax Number _____

Email Address _____

Client Name _____

Fabric Source (Mill) _____

Fabric Pattern Name _____

Fabric Pattern Number _____

Fabric Color _____

Backer Type (if any) _____

Fabric Orientation

Attach a fabric sample with the correct orientation

TOP

BOTTOM

Send completed form and sample yardage to:

Neutral Posture, Inc.
Attention: Customer Service
3904 N. Texas Avenue
Bryan, Texas 77803
(979) 778-0502 or
customerservice@neutralposture.com

We will make sure material is sent to the correct plant(s) for testing.

Preferred memo sample size is 12" x 12". Additional yardage may be required for testing.

Please make sure fabric has been approved for CAL117 flammability testing. Most industry fabrics have been tested and approved. NP may not use a fabric that has not been approved for CAL117.

NP will notify you of test results.

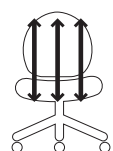
Contact COM Department for pricing/grading. COM yardage may vary, depending on repeat pattern. COM not covered under warranty.

All COM subject to NP testing and approval.

COM form must accompany fabric.

If fabric is a stripe please select the correct orientation:

☐ Horizontal ☐ Vertical



Is there a desired top?

Yes _____ No _____

If so please specify.

GSA Contract Overview

GSA CONTRACT

We have had a contract with GSA for over 20 years and they continue to be our most favored customer.

NP is dedicated to helping government agencies meet their facilities and acquisition needs. NP is registered with the System For Award Management (SAM) formerly Central Contractor Registry (CCR) with ORCA certifications, has an assigned cage code of 0UTL8 and is eligible to receive federal contract awards. NP is also recognized as a Woman Owned Small Disadvantaged Business by the U.S. Small Business Administration (SBA).

WOMEN-OWNED SMALL BUSINESS (WOSB) / ECONOMICALLY DISADVANTAGED WOMEN- OWNED SMALL BUSINESS (EDWOSB)

The U. S. Small Business Administration (SBA) issued the Final Rule to amend its regulations governing small business contracting procedures. The SBA has increased the emphasis and awareness of contracting mandates regarding the new 5% spend mandate for WOSB/EDWOSB's similar to those in place for 8a, SDV and HUB Zone businesses.

The SBA has also implemented a Sole Source vehicle for Economically Disadvantaged Women-Owned Small Businesses (EDWOSB). Neutral Posture, a small business manufacturer, received this certification in April of 2016.

Our Packaged Office contract includes many great manufacturing partners and we are willing to team with other manufacturers to support strong GSA Dealers and meet the needs of our customers.

For more information please visit
NeutralPosture.com/WOSB

GSA OVERVIEW

GSA Contract# GS-27F-0014Y

Schedule 71 – Furniture

SIN 71–1	Packaged Office
SIN 71–205	Chairs-Dining Room, Desk, Side, Period Style & Bar Stools
SIN 71–310	Industrial and Institutional Furniture
SIN 711–1	Furniture Systems & Workstation Clusters
SIN 711–11	Tables & Accessories
SIN 711–18	Multipurpose Seating
SIN 711–19	Stacking Chairs & Dollies
SIN 711–2	Worksurfaces, Workstations, Computer Furniture & Accessories
SIN 711–3	Filing and Storage Cabinets, Shelves, Mobile Carts, Dollies, Racks & Accessories
SIN 711–91	Project Management (Furniture Related)
SIN 711–94	Office Design/Layout Services
SIN 711–95	Installation Services
SIN 71–500	Order-level Materials (OLMs)

NAICS CODES

337214	Office Furniture (except wood) Manufacturing
337211	Wood Office Furniture Manufacturing
337127	Institutional Furniture Manufacturing
423210	Furniture Merchant Wholesalers

NP products may be found on GSA Advantage.

AVAILABLE ON GSA

Products available on GSA as of February 2020. For the most current list of products available on GSA contact Customer Service or visit NeutralPosture.com.

SEATING

1000 Series
5000 Series
6000 Series
8000 Series
Adapta
Big & Tall
Balance
Cozi
Cozi 24/7
Cozi Guest
Dice
E-Series
Embrace
Embrace Guest
Equity^{NP}
Facet
Geo
Graphite
Icon
Knomi
NV
Renati
Right Chair
Right Chair Guest
U4ia
U4ia Guest
Ulius
Ulius Guest
XSM – Extra Small

WORKPLACE ACCESSORIES

Anti-fatigue Mats
Boost Monitor Arm
CPU Holders
Forearm Supports
Freedom Arm
Sit/Stand Monitor Arm
StandUp
StandUp A1
StandUp X1 – SUPX136BL
StandUp X1 – SUPX136WL
StandUp X1 – SUPX140BL
StandUp X1 – SUPX140WL
StandUp X1 – SUPX142BL
StandUp X1 – SUPX148BL
StandUp X1 – SUPX1CR36BL
StandUp X1 – SUPX1CR42BL
Tablet Holder

NOT AVAILABLE ON GSA

Products not available on GSA as of February 2020.

SEATING

AbChair
Guardian
NBF074
NBF075
P Arm
TheraGel Memory Foam

WORKPLACE ACCESSORIES

Ascension Arm
SoftTouch Keyboard Tray
StandUp X1 – SUPX136B
StandUp X1 – SUPX136W
StandUp X1 – SUPX142B
StandUp X1 – SUPX1CR42B

TERM DATE 6/26/2012 – 6/26/2022

1a. Special Item Numbers Awarded

SIN 711-1	Furniture Systems and Workstation Clusters
SIN 711-11	Tables and Accessories
SIN 711-18	Multipurpose Seating
SIN 711-19	Stacking Chairs and Dollies
SIN 711-95	Installation Services
SIN 711-2	Worksurfaces, Workstations, Computer Furniture and Accessories
SIN 711-3	Filing and Storage Cabinets, Shelves, Mobile Carts, Dollies, Racks & Accessories
SIN 711-91	Project Management (Furniture Related)
SIN 711-94	Office Design/Layout Services
SIN 71-1	Packaged Office
SIN 71-205	Chairs-Dining Room, Desk, Side, Period Style and Bar Stools
SIN 71-500	Order-level Materials (OLMs)

1b. Lowest Priced Item

SIN 71-1	Call Corporate Office	
SIN 71-205	Call Corporate Office	
SIN 711-1	EP3P29 Single Post	\$32.55
SIN 711-11	TBR30X-L1/P1 Round Table	\$337.50
SIN 711-18	NCUGG1 Urethane	\$151.20
SIN 711-19	NSID115 Grade C	\$336.00
SIN 711-2	11 Keyboard Tray	\$65.10
SIN 711-3	SPTRY Pencil Tray	\$5.95
SIN 711-95	Not Applicable	
SIN 71-500	Not Applicable	

1c. Installation Rate — SIN 711-1, 711-3, 711-11

\$51.50 per hour (non-union inclusive IFF)
\$106.25 per hour (union inclusive of IFF)

Project Management Fee — SIN 711-91

Senior Project Manager	\$75 per hour (inclusive IFF)
Project Manager	\$55.58 per hour (inclusive IFF)
Project Coordinator	\$50 per hour (inclusive IFF)

Design/Layout Fee — SIN 711-94

\$65 per hour (inclusive IFF)
\$85 per hour CADD service (inclusive IFF)

2. Maximum Order

SIN 71-1	\$5,000,000
SIN 71-205	\$1,000,000
SIN 711-1	\$500,000
SIN 711-11	\$500,000
SIN 711-18	\$200,000
SIN 711-19	\$200,000
SIN 711-2	\$200,000
SIN 711-3	\$500,000
SIN 711-91	\$150,000
SIN 711-94	\$150,000
SIN 711-95	\$150,000
SIN 71-500	\$0

3. Minimum Order

All SINS	\$50
----------	------

4. Geographic Coverage

CONUS & OCONUS

5. Point of Production

3904 N. Texas Avenue, Bryan, Brazos County, Texas, USA

6. Discount from List Price

Seating/Workplace Accessories

SIN 711-2, 711-18, 711-19, 711-205 — Discount 58%

Systems

SIN 711-1, 711-3, 711-11 — Discount 70%

7. Quantity Discounts

No discount tiers have been negotiated.

8. Prompt Payment Terms

Net 30 Days

9. Government Purchase Cards Accepted

Visa/Master Card

10. Foreign Item
None

10a. Time of Delivery

5 – 90 days after receipt of order

10b. Expedited Delivery

Expedited delivery available. Contact NP Customer Service.

10c. Overnight and 2-day Delivery

Available with an upcharge. Contact NP Customer Service.

12. F.O.B. Points

Destination/CONUS, within the 48 contiguous states and the District of Columbia. Port of embarkation for delivery to Alaska, Hawaii, Puerto Rico, the Virgin Islands and U.S. Government installations overseas.

13. Ordering Address

Neutral Posture, Inc.
attn: Order Entry/ * or dealer
3904 N. Texas Avenue
Bryan, TX 77803
979.778.0502
800.446.3746
fax 979.778.0408
orderentry@neutralposture.com
* Authorized Dealers should be cited on order

14. Payment Address

Neutral Posture, Inc.
3904 N. Texas Avenue
Bryan, TX 77803

15. Warranty Provision

Neutral Posture's commercial warranty applies.

16. Export Packing Charges

Contact NP Customer Service for quote.

17. Terms and Conditions of Government Purchase Card

Government purchase cards will be accepted for purchases at prices shown in this authorized price list (no additional discount offered).

18. Terms and Conditions Of Rental, Maintenance, and Repair

Not applicable

19. Terms and Conditions of Installation

Installation and instruction are available from authorized dealers. Please contact your local NP Dealer for pricing.

20. Terms and Conditions of Repair Parts

Repair parts are offered at the agreed upon discount from the NP repair parts price list in effect at the time the repair parts are ordered.

20a. Terms and Conditions for Any Other Services

GSA has accepted all of our standard terms and conditions as noted on page 6-7.

21. List of Service and Distribution Points

Not applicable

22. List of Dealers

Please contact NP, or visit NeutralPosture.com for the name of your nearest authorized Dealer.

23. Preventive Maintenance

Not offered or applicable

24. Environmental Attributes

Not applicable

25. Other Information

Tax Identification Number (TIN): 74-2983577
DUNS: 61-0339723
Cage Code: OUTL8
NAICS: 337214

26. SAM

NP is registered in System For Award Management (SAM).

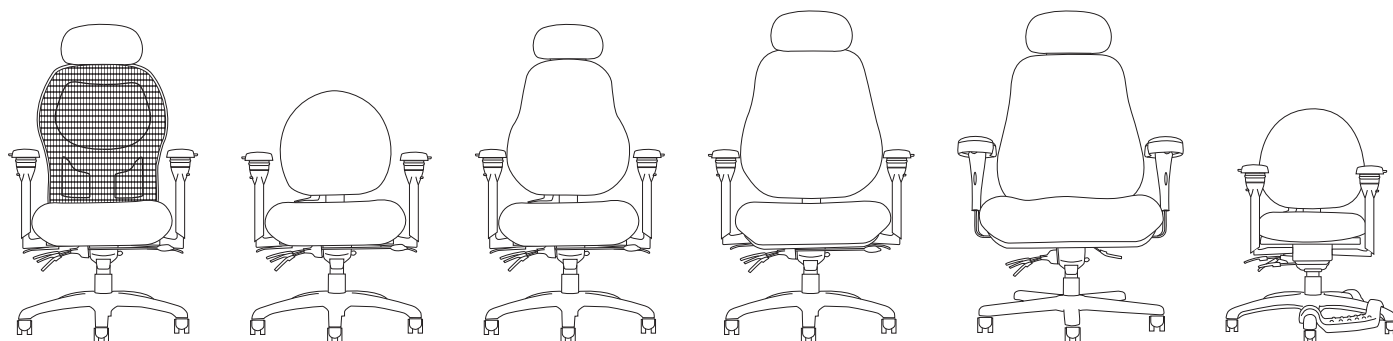
NOTE: It is mandatory that all Government purchase orders be made out to NP only. Local Dealers are not authorized to accept purchase orders, issue invoices or receive payment of Government funds for these items without serious violation of this Federal Supply Schedule Contract.

HIGH PERFORMANCE SEATING

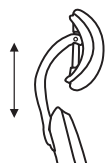
Neutral Posture's high performance chairs are truly at the top of the line in the industry when it comes to comfort. The chairs offer up to 15 adjustments ensuring that the chair will fit every inch of your body just right. Our high performance chairs are made to fit anyone and everyone, with our Neutral Posture Series chairs fitting anyone within the 5th percentile female to the 95th percentile male and the XSM and the Big and Tall fitting anyone outside that

range. These chairs are also well known for their weight dispersing abilities. Weight dispersion presents a much more comfortable seat by spreading out the weight of your body, lowering the pressure by 50%. The high performance seating is engineered as a tool to empower those who use it. The high performance seating can be used for long periods of time promoting productivity and are just as comfy at the end of the day as they were at the beginning.

HIGH PERFORMANCE SEATING

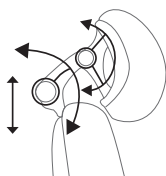


HEADREST OPTIONS



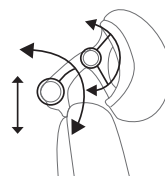
HE HEADREST Black Vinyl

- For mesh back*
- Height



H4 DUAL PIVOT Matching Upholstery

- Height
- Depth
- 2 Pivot Points



H5 DUAL PIVOT Black Faux Leather

- Height
- Depth
- 2 Pivot Points

BACK OPTIONS



1 BACK

- Not height adjustable
- Mesh back
- Independent lumbar adjustment
- Easily converts to an upholstered back with optional sleeve



5 BACK

- Height adjustable
- Mid back with minimal lateral contour
- Excellent lower back support with inflatable lumbar
- Small profile
- Good choice for tight areas



6 BACK

- Height adjustable
- High back with minimal lateral contour
- Excellent upper & lower back support with inflatable lumbar
- Tallest, widest backrest
- Good choice for larger users



8 BACK

- Height adjustable
- High back with moderate lateral contour
- Excellent upper & lower back support with inflatable lumbar
- Excellent choice for all applications

SEAT OPTIONS



5 SEAT

Medium Seat, Minimal Contour

- 3" thick foam eliminates "bottoming out"
- Fits widest range of population



8 SEAT

Large Seat, Minimal Contour

- Large dimension accommodates larger users
- 3" thick foam eliminates "bottoming out"



6 SEAT

Medium Seat, Moderate Contour

- Contoured seat design minimizes seated pressure
- 3" thick foam eliminates "bottoming out"
- Arm post notches reduce armrest width by 2"



9 SEAT

Large Seat, Deep Contour

- Largest contoured seat
- Designed for larger users & to support forward tilt (i.e. neutral posture)
- Maximizes surface contact to disperse seated pressure

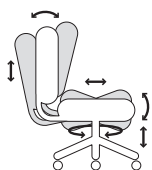


7 SEAT

Medium Seat, Deep Contour

- Most contoured seat design
- Designed to support forward tilt (i.e. neutral posture)
- Maximizes surface contact to disperse seated pressure

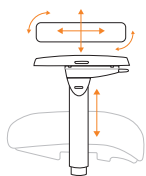
CHAIR MECHANISM



0 MULTI-FUNCTION

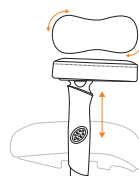
- Center pivot
- Swivel 360°
- Pneumatic seat height
- Back height
(not available on 1000 Series)
- Seat angle
- Seat tension
- Independent back angle
- Forward tilt-stop
- Seat slider

ARM OPTIONS



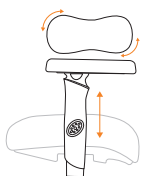
0 ARM 5-way 360°

- Height, width, depth & pivot adjustable
- 24 positive-lock angle positions in 360° range
- Arm pads slide in & out for additional width adjustment
- Arm pads slide back & forth allowing closest access to work



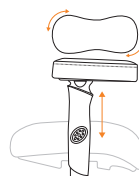
6 ARM Oversized Black Vinyl Arm Pads

- Height, width & pivot adjustable
- Oversized, padded arm pads provide large, extra soft surface
- 22 positive-lock angle positions in 360° range
- 180° rotation alternates long/short end positioning for access to work



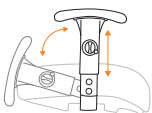
3 ARM 360° Swivel w/Oversized Urethane

- Height, width & pivot adjustable
- Oversized arm pads provide large, soft surface
- 22 positive-lock angle positions in 360° range
- 180° rotation alternates long/short end positioning for access to work



7 ARM Oversized Fabric/Leather Arm Pads

- Height, width & pivot adjustable
- Oversized, padded arm pads provide large, extra soft surface
- 22 positive-lock angle positions in 360° range
- 180° rotation alternates long/short end positioning for access to work



4 ARM Swing

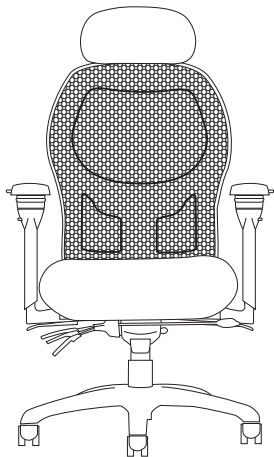
- Unique design swings arm down & out of the way
- Height, width & swing-down adjustable
- Excellent for multi-user applications where not all want armrests



P ARM 360° Swivel

- Height, width & pivot adjustable
- 22 positive-lock angle positions in 360° range
- 180° rotation alternates long/short end positioning for access to work

1000 Series



NPS1500-H5

Features	Standard Features
<ul style="list-style-type: none">Up to 14 active adjustmentsMesh backIndependent lumbarGenerous foam for optimal comfortConvert mesh back to upholstered w/optional sleeve2 headrest options	<ul style="list-style-type: none">5-way 360° ArmsCarpet Casters26" Black Base5" CylinderSeat Slider

Need it Now? 5-day Quick Ship

Only standard features are available as Quick Ship unless otherwise noted.

QUICK SHIP ARMS	
0	5-way 360°
5	No Arms

QUICK SHIP FABRICS	
For available quick ship fabrics see page 8.	

Step 1 — Model Number

Series Code	Back	Select a Seat	Select an Arm	Mech
NPS Neutral Posture Series	1 Mesh Back	5 Medium Seat, Minimal Contour 6 Medium Seat, Moderate Contour 7 Medium Seat, Deep Contour 8 Large Seat, Minimal Contour	0 5-way 360° \$0 3 360° w/Oversized Urethane \$75 4 Swing \$155 5 No Arms (\$140) 6 360° w/Oversized Black Vinyl \$225 7 360° w/Oversized Fabric/Leather \$265 P 360° Swivel \$0	0 Multi-function \$0
NPS	1	5	0	0





NPS1500



NPS1600



NPS1700



NPS1800

\$1,238	\$1,305	\$1,316	\$1,316
\$1,298	\$1,365	\$1,376	\$1,376
\$1,358	\$1,425	\$1,436	\$1,436
\$1,428	\$1,495	\$1,506	\$1,506
\$1,498	\$1,565	\$1,576	\$1,576
\$1,578	\$1,645	\$1,656	\$1,656
\$1,658	\$1,725	\$1,736	\$1,736
\$1,748	\$1,815	\$1,826	\$1,826
\$1,838	\$1,905	\$1,916	\$1,916

40 x 26 x 26	40 x 26 x 26	40 x 26 x 26	40 x 26 x 26
56 lbs	56 lbs	61 lbs	61 lbs
21	23	23	23
17.5 – 22.5	17.5 – 22.5	17.5 – 22.5	18.25 – 23.25
15.5 – 18	16 – 18.5	16 – 18.5	18 – 20.5
F3° – R11°	F9° – R6°	F10° – R3°	F5° – R7°
19	19	19	19
21	21	21	21
95° – 114°	100° – 126°	103° – 123°	102° – 109°
3	3	3	3
7 – 11	7 – 11	7 – 11	6.5 – 10.5
15.75 – 22.25	15.75 – 22.25	18 – 22.25	18 – 22.25
26	26	26	26
1 yd	1 yd	1 yd	1 yd
28 x 26 x 24	28 x 26 x 24	28 x 26 x 24	28 x 26 x 24
66 lbs	66 lbs	71 lbs	71 lbs
KD	KD	KD	KD

All measurements are nominal and shown in inches.
Specs may differ for stools.

Grade 1

Grade 2

Grade 3

Grade 4

Grade 5

Grade 6

Grade 7

Grade 8

Grade 9

Chair (H x W x D)

Chair Weight

Seat Width

Seat Height

Seat Depth

Seat Angle

Back Width

Back Height

Back Angle

Lumbar Range

Arm Height

Arm Width

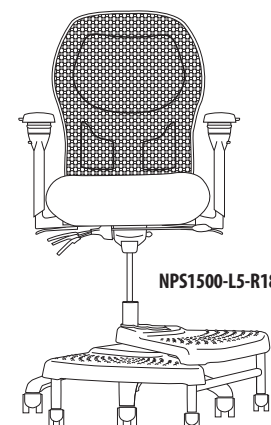
Base Diameter

COM Yardage

Shipping Box (L x W x H)

Shipping Weight

Shipping Method

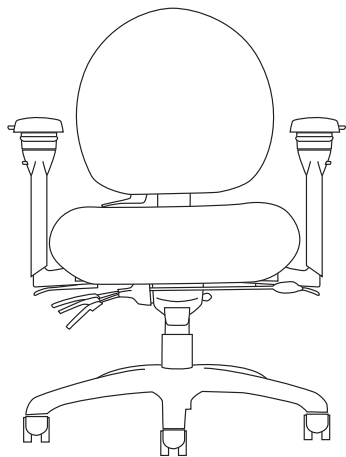


NPS1500-L5-R18

Step 2 — Add option codes after model number NPS1500 - __ - __

General			Casters/Glides		Chair Cylinders		Stool Cylinders		
CR	Cleanroom to Class 100	\$120	C1	Hard Floor	\$25	L1	3" Cylinder	\$0	
CX	Coccyx Cutout	\$215	C2	Glides	\$25	L13	7" Dual Stage	\$55	
	Cloud 9, Revive, Top Shelf & M Plus		C3	Occupied Braking	\$185	L14	10" Dual Stage	\$55	
F	Fring® Footrest	\$50	C4	Unoccupied Braking	\$60				
	Only available on (B0) base		C8	Chrome Carpet	\$90	Headrests		Footrings – for stool cylinders only	
N	N-dulgent® Memory Foam	\$75	C9	Chrome Hard Floor	\$100	HE	Height Adjustable	\$60	
N2	ThermaGel Memory Foam	\$150					Black vinyl		
						H5	Dual Pivot	\$280	
							Black faux leather		
Back Sleeve – Back of sleeve made w/Spacer			Bases			Connexion® Arm			
S1	Grade 1	\$110	B6	26" Polished Aluminum	\$140	Z1	Connexion Arm	\$350	
				Recommended with (L1)			Only available on (5) & (6) seat		
S2	Grade 2	\$160	B8	27" Brushed Aluminum	\$140	Connexion® Arm Attachments			
				Recommended with (L1)		A1	Tablet Holder	\$149	
S3	Grade 3	\$200	B12	28" Black	\$110		Requires (Z1) Connexion Arm		
S4	Grade 4	\$240	Continuous Shift Warranty						
S5	Grade 5	\$280	IU	Continuous-shift warranty	\$290				
S6	Grade 6	\$330							
S7	Grade 7	\$380							
S8	Grade 8	\$430							
S9	Grade 9	\$480							
							NeXtep® – for stool cylinders only		
							R8	8" w/Casters	\$185
							R10	10" w/Casters	\$185
							R18	8"/10" w/Casters	\$295
							RW8	Wide 8" w/Casters	\$295
							RW10	Wide 10" w/Casters	\$295
							Also available w/glides.		
							For additional stool options see page 110.		

5000 Series



NPS5500

- Features**

 - Up to 12 active adjustments
 - Mid back & contoured seat designs
 - Passive weight dispersion design
 - Generous foam for optimal comfort
 - Inflatable lumbar
- Standard Features**

 - 5-way 360° Arms
 - Carpet Casters
 - 26" Black Base
 - 5" Cylinder
 - Seat Slider

Need it Now? 5-day Quick Ship

Only standard features are available as Quick Ship unless otherwise noted.


QUICK SHIP ARMS

0	5-way 360°
5	No Arms

QUICK SHIP FABRICS

For available Quick Ship fabrics see page 8.

Step 1 — Model Number

Series Code		Back	Select a Seat	Select an Arm	Mech
NPS	Neutral Posture Series	5 Mid Back	5 Medium Seat, <i>Minimal Contour</i>	0 5-way 360° \$0	0 Multi-function \$0
			6 Medium Seat, <i>Moderate Contour</i>	3 360° w/Oversized Urethane \$75	
			7 Medium Seat, <i>Deep Contour</i>	4 Swing \$155	
			8 Large Seat, <i>Minimal Contour</i>	5 No Arms (\$140)	
			9 Large Seat, <i>Deep Contour</i>	6 360° w/Oversized Black Vinyl \$225	
				7 360° w/Oversized Fabric/Leather \$265	
		P 360° Swivel \$0			
NPS		5	5	0	0



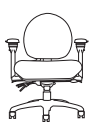
NPS5500



NPS5600



NPS5700



NPS5800



NPS5900

\$1,284	\$1,352	\$1,362	\$1,362	\$1,399
\$1,344	\$1,412	\$1,422	\$1,422	\$1,459
\$1,404	\$1,472	\$1,482	\$1,482	\$1,519
\$1,474	\$1,542	\$1,552	\$1,552	\$1,589
\$1,544	\$1,612	\$1,622	\$1,622	\$1,659
\$1,624	\$1,692	\$1,702	\$1,702	\$1,739
\$1,704	\$1,772	\$1,782	\$1,782	\$1,819
\$1,794	\$1,862	\$1,872	\$1,872	\$1,909
\$1,884	\$1,952	\$1,962	\$1,962	\$1,999

36 x 26 x 26	36 x 26 x 26	36 x 26 x 26	36 x 26 x 26	36 x 26 x 26
52.5 lbs	52.5 lbs	57 lbs	57 lbs	57 lbs
21	23	23	23	25
17.5 – 22.5	17.5 – 22.5	17.5 – 22.5	18.25 – 23.5	17.5 – 22.5
15.5 – 18	16 – 18.5	16 – 18.5	18 – 20.5	19 – 21.5
F3° – R11°	F9° – R6°	F10° – R3°	F5° – R7°	F8° – R6°
17.5	17.5	17.5	17.5	17.5
17 – 21	17 – 21	16 – 20	17 – 21	16 – 20
102° – 122°	107° – 122°	107° – 124°	108° – 128°	102° – 118°
4	4	4	4	4
7 – 11	7 – 11	7 – 11	6.5 – 10.5	6.5 – 10.5
15.75 – 22.25	15.75 – 22.25	18 – 22.25	18 – 22.25	18.5 – 22.25
26	26	26	26	26
2 yd	2 yd	2 yd	2 yd	2 yd
28 x 26 x 24	28 x 26 x 24	28 x 26 x 24	28 x 26 x 24	28 x 26 x 24
62.5 lbs	62.5 lbs	67 lbs	67 lbs	67 lbs
KD	KD	KD	KD	FA

All measurements are nominal and shown in inches.
Specs may differ for stools.

Grade 1**Grade 2****Grade 3****Grade 4****Grade 5****Grade 6****Grade 7****Grade 8****Grade 9**

Chair (H x W x D)

Chair Weight

Seat Width

Seat Height

Seat Depth

Seat Angle

Back Width

Back Height

Back Angle

Lumbar Range

Arm Height

Arm Width

Base Diameter

COM Yardage

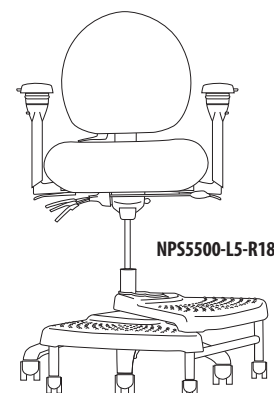
Shipping Box (L x W x H)

Shipping Weight

Shipping Method

Upholstered Back Outer

U1	Grade 1	\$120
U2	Grade 2	\$140
U3	Grade 3	\$160
U4	Grade 4	\$180
U5	Grade 5	\$200
U6	Grade 6	\$220
U7	Grade 7	\$240
U8	Grade 8	\$260
U9	Grade 9	\$280



NPS5500-L5-R18

Step 2 — Add option codes after model number NPS5500 - __ - __

Continuous Shift Warranty

IU Continuous-shift warranty \$290

General

A Thoracic Support \$80**CR** Cleanroom to Class 100 \$120**CX** Coccyx Cutout \$215*Cloud 9, Revive, Top Shelf & M Plus***D1** No Inflatable Lumbar (\$50)**E** ESD* \$290**F** Fring® Footrest \$50*Only available on (B0) base***N** N-dulgent® Memory Foam \$125**N2** ThermaGel Memory Foam \$150

Casters/Glides

C1 Hard Floor \$25**C2** Glides \$25**C3** Occupied Braking \$185**C4** Unoccupied Braking \$60**C8** Chrome Carpet \$90**C9** Chrome Hard Floor \$100

Bases

B6 26" Polished Aluminum \$140*Recommended with (L1)***B8** 27" Brushed Aluminum \$140*Recommended with (L1)***B12** 28" Black \$110

Chair Cylinders

L1 3" Cylinder \$0**L13** 7" Dual Stage \$55**L14** 10" Dual Stage \$55

Connexion® Arm

Z1 Connexion Arm \$350*Only available on (5) & (6) seat*

Connexion® Arm Attachments

A1 Tablet Holder \$149*Requires (Z1) Connexion Arm***Stool Options**

Stool Cylinders

L4 8" Cylinder \$55**L5** 10" Cylinder \$55**L7** 7" Cylinder \$55

Footrings for stool cylinders only

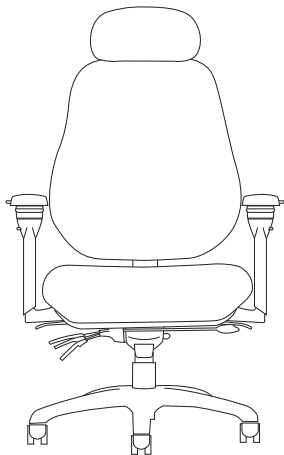
R1 18" Black Plastic \$60**R2** 20" Chrome \$80

NeXtep® for stool cylinders only

R8 8" w/Casters \$185**R10** 10" w/Casters \$185**R18** 8"/10" w/Casters \$295**RW8** Wide 8" w/Casters \$295**RW10** Wide 10" w/Casters \$295*Also available w/glides.*

For additional stool options
see page 110.

6000 Series



NPS6800-H4

- Features**

 - Up to 15 active adjustments
 - High back & contoured seat designs
 - Passive weight dispersion design
 - Generous foam for optimal comfort
 - Inflatable lumbar
 - Optional headrest
- Standard Features**

 - 5-way 360° Arms
 - Carpet Casters
 - 26" Black Base
 - 5" Cylinder
 - Seat Slider

Need it Now? 5-day Quick Ship

Only standard features are available as Quick Ship unless otherwise noted.


QUICK SHIP ARMS


0	5-way 360°
5	No Arms

QUICK SHIP FABRICS

For available Quick Ship fabrics see page 8.

Step 1 — Model Number

Series Code		Back	Select a Seat	Select an Arm	Mech
NPS	Neutral Posture Series	6 High Back	5 Medium Seat, Minimal Contour	0 5-way 360° \$0	0 Multi-function \$0 
			6 Medium Seat, Moderate Contour	3 360° w/Oversized Urethane \$75	
			7 Medium Seat, Deep Contour	4 Swing \$155	
			8 Large Seat, Minimal Contour	5 No Arms (\$140)	
			9 Large Seat, Deep Contour	6 360° w/Oversized Black Vinyl \$225	
			7 360° w/Oversized Fabric/Leather \$265		
				P 360° Swivel \$0	
NPS		6	8	0	0

				
NPS6500	NPS6600	NPS6700	NPS6800	NPS6900
\$1,472	\$1,539	\$1,550	\$1,550	\$1,586
\$1,532	\$1,599	\$1,610	\$1,610	\$1,646
\$1,592	\$1,659	\$1,670	\$1,670	\$1,706
\$1,662	\$1,729	\$1,740	\$1,740	\$1,776
\$1,732	\$1,799	\$1,810	\$1,810	\$1,846
\$1,812	\$1,879	\$1,890	\$1,890	\$1,926
\$1,892	\$1,959	\$1,970	\$1,970	\$2,006
\$1,982	\$2,049	\$2,060	\$2,060	\$2,096
\$2,072	\$2,139	\$2,150	\$2,150	\$2,186

42 x 26 x 26	42 x 26 x 26	42 x 26 x 26	42 x 26 x 26	42 x 26 x 26	Chair (H x W x D)
63 lbs	63 lbs	67.5 lbs	67.5 lbs	67.5 lbs	Chair Weight
21	23	23	23	25	Seat Width
17.5 – 22.5	17.5 – 22.5	17.5 – 22.5	18.25 – 23.25	17.5 – 22.5	Seat Height
15 – 17.5	15 – 17.5	16 – 18.5	18 – 20.5	19.5 – 22	Seat Depth
F3° – R11°	F9° – R6°	F10° – R3°	F5° – R7°	F8° – R6°	Seat Angle
22.5	22.5	22.5	22.5	22.5	Back Width
21.5 – 25.5	21.5 – 25.5	22 – 26	22.5 – 26.5	22 – 26	Back Height
97° – 112°	98° – 113°	97° – 113°	99° – 114°	99° – 115°	Back Angle
4	4	4	4	4	Lumbar Range
7 – 11	7 – 11	7 – 11	6.5 – 10.5	6.5 – 10.5	Arm Height
15.75 – 22.25	15.75 – 22.25	18 – 22.25	18 – 22.25	18.5 – 22.25	Arm Width
26	26	26	26	26	Base Diameter
2.5 yd	2.5 yd	2.5 yd	2.5 yd	2.5 yd	COM Yardage
28 x 26 x 24	28 x 26 x 24	28 x 26 x 24	28 x 26 x 24	37 x 30 x 52	Shipping Box (L x W x H)
73 lbs	73 lbs	77.5 lbs	77.5 lbs	77.5 lbs	Shipping Weight
KD	KD	KD	KD	FA	Shipping Method

All measurements are nominal and shown in inches.

Grade 1**Grade 2****Grade 3****Grade 4****Grade 5****Grade 6****Grade 7****Grade 8****Grade 9**

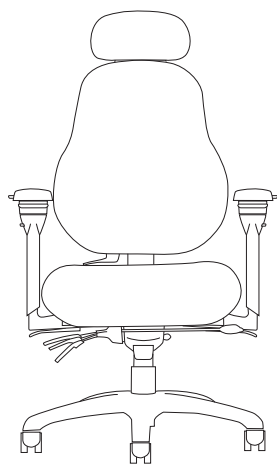
Upholstered Back Outer

U1	Grade 1	\$120
U2	Grade 2	\$140
U3	Grade 3	\$160
U4	Grade 4	\$180
U5	Grade 5	\$200
U6	Grade 6	\$220
U7	Grade 7	\$240
U8	Grade 8	\$260
U9	Grade 9	\$280

Step 2 — Add option codes after model number NPS6800 - __ - __

Continuous Shift Warranty			Finishes		Casters/Glides			Cylinders			
IU	Continuous-shift warranty	\$290	PT	Pillow Top <i>Only available on (8) seat; Only in Canter, Ultraleather™ or leather</i>	\$860	C1	Hard Floor	\$25	L1	3" Cylinder	\$0
General			SL	Stitched Leather <i>Not available on (7) & (9) seat; Only in Ultraleather™ or leather</i>	\$350	C2	Glides	\$25	L13	7" Dual Stage	\$55
A	Thoracic Support	\$80				C3	Occupied Braking	\$185	L14	10" Dual Stage	\$55
CR	Cleanroom to Class 100	\$120				C4	Unoccupied Braking	\$60	Headrest		
CX	Coccyx Cutout <i>Cloud 9, Revive, Top Shelf & M Plus</i>	\$215				C8	Chrome Carpet	\$90	H4	Dual Pivot <i>Matching upholstery</i>	\$280
E	ESD*	\$290				C9	Chrome Hard Floor	\$100			
F	Fring® Footrest <i>Only available on (B0) base</i>	\$50				Bases			Connexion® Arm		
N	N-dulgent® Memory Foam	\$125				B6	26" Polished Aluminum <i>Recommended with (L1)</i>	\$140	Z1	Connexion Arm <i>Only available on (5) & (6) seat</i>	\$350
N2	ThermaGel Memory Foam	\$150				B8	27" Brushed Aluminum <i>Recommended with (L1)</i>	\$140			
						B12	28" Black	\$110	Connexion® Arm Attachments		
									A1	Tablet Holder <i>Requires (Z1) Connexion Arm</i>	\$149

8000 Series



NPS8500-H4

Features	Standard Features
<ul style="list-style-type: none"> Up to 15 active adjustments High back & contoured seat designs Passive weight dispersion design Generous foam for optimal comfort Inflatable lumbar Optional headrest 	<ul style="list-style-type: none"> 5-way 360° Arms Carpet Casters 26" Black Base 5" Cylinder Seat Slider

Need it Now? 5-day Quick Ship






Only standard features are available as Quick Ship unless otherwise noted.

QUICK SHIP ARMS	
0	5-way 360°
5	No Arms

QUICK SHIP FABRICS	
For available Quick Ship fabrics see page 8.	

Step 1 — Model Number

Series Code	Back	Select a Seat	Select an Arm	Mech
NPS Neutral Posture Series	8 High Back	5 Medium Seat, Minimal Contour 6 Medium Seat, Moderate Contour 7 Medium Seat, Deep Contour 8 Large Seat, Minimal Contour 9 Large Seat, Deep Contour	0 5-way 360° \$0 3 360° w/Oversized Urethane \$75 4 Swing \$155 5 No Arms (\$140) 6 360° w/Oversized Black Vinyl \$225 7 360° w/Oversized Fabric/Leather \$265 P 360° Swivel \$0	0 Multi-function \$0 <div> </div>
NPS	8	5	0	0

Extra Tall				
				
NPS8500	NPS8600	NPS8700	NPS8800	NPS8900
\$1,420	\$1,487	\$1,498	\$1,498	\$1,534
\$1,480	\$1,547	\$1,558	\$1,558	\$1,594
\$1,540	\$1,607	\$1,618	\$1,618	\$1,654
\$1,610	\$1,677	\$1,688	\$1,688	\$1,724
\$1,680	\$1,747	\$1,758	\$1,758	\$1,794
\$1,760	\$1,827	\$1,838	\$1,838	\$1,874
\$1,840	\$1,907	\$1,918	\$1,918	\$1,954
\$1,930	\$1,997	\$2,008	\$2,008	\$2,044
\$2,020	\$2,087	\$2,098	\$2,098	\$2,134

40 x 26 x 26	40 x 26 x 26	40 x 26 x 26	40 x 26 x 26	40 x 26 x 26
59.5 lbs	61 lbs	65 lbs	65 lbs	65 lbs
21	23	23	23	25
17.5 – 22.5	17.5 – 22.5	17.5 – 22.5	18.25 – 23.25	17.5 – 22.5
15.5 – 18	16 – 18.5	16 – 18.5	18 – 20.5	19 – 21.5
F3° – R11°	F9° – R6°	F10° – R3°	F5° – R7°	F8° – R6°
19.5	19.5	19.5	19.5	19.5
21.5 – 25.5	22 – 26	22 – 26	22.5 – 26.5	22 – 26
100° – 119°	100° – 115°	100° – 115°	100° – 121°	100° – 116°
4	4	4	4	4
7 – 11	7 – 11	7 – 11	6.5 – 10.5	6.5 – 10.5
15.75 – 22.25	15.75 – 22.25	18 – 22.25	18 – 22.25	18.5 – 22.25
26	26	26	26	26
2 yd	2 yd	2 yd	2 yd	2 yd
28 x 26 x 24	28 x 26 x 24	28 x 26 x 24	28 x 26 x 24	37 x 30 x 52
69.5 lbs	71 lbs	75 lbs	75 lbs	75 lbs
KD	KD	KD	KD	FA

Grade 1**Grade 2****Grade 3****Grade 4****Grade 5****Grade 6****Grade 7****Grade 8****Grade 9**

Chair (H x W x D)

Chair Weight

Seat Width

Seat Height

Seat Depth

Seat Angle

Back Width

Back Height

Back Angle

Lumbar Range

Arm Height

Arm Width

Base Diameter

COM Yardage

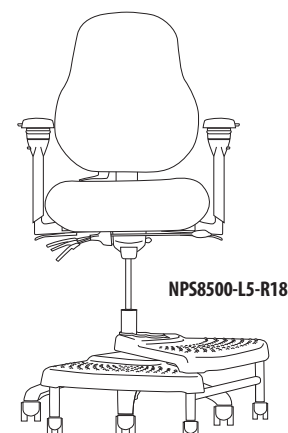
Shipping Box (L x W x H)

Shipping Weight

Shipping Method

Upholstered Back Outer

U1	Grade 1	\$120
U2	Grade 2	\$140
U3	Grade 3	\$160
U4	Grade 4	\$180
U5	Grade 5	\$200
U6	Grade 6	\$220
U7	Grade 7	\$240
U8	Grade 8	\$260
U9	Grade 9	\$280



All measurements are nominal and shown in inches.
Specs may differ for stools.

Step 2 — Add option codes after model number NPS8500 - __ - __

Continuous Shift Warranty

IU Continuous-shift warranty \$290

General

A Thoracic Support \$80**CR** Cleanroom to Class 100 \$120**CX** Coccyx Cutout \$215*Cloud 9, Revive, Top Shelf & M Plus***D1** No Inflatable Lumbar (\$50)**E** ESD* \$290**F** Fring® Footrest \$50*Only available on (B0) base***N** N-dulgent® Memory Foam \$125**N2** ThermoGel Memory Foam \$150

Finishes

SL Stitched Leather \$350*Not available on (7) or (9) seat;
Only in Ultraleather™ or leather*

Casters/Glides

C1 Hard Floor \$25**C2** Glides \$25**C3** Occupied Braking \$185**C4** Unoccupied Braking \$60**C8** Chrome Carpet \$90**C9** Chrome Hard Floor \$100

Bases

B6 26" Polished Aluminum \$140*Recommended with (L1)***B8** 27" Brushed Aluminum \$140*Recommended with (L1)***B12** 28" Black \$110

Cylinders

L1 3" Cylinder \$0**L13** 7" Dual Stage \$55**L14** 10" Dual Stage \$55

Headrest

H4 Dual Pivot \$280*Matching upholstery*

Connexion® Arm

Z1 Connexion Arm \$350*Only available on (5) & (6) seat*

Connexion® Arm Attachments

A1 Tablet Holder \$149*Requires (Z1) Connexion Arm***Stool Options**

Stool Cylinders

L4 8" Cylinder \$55**L5** 10" Cylinder \$55**L7** 7" Cylinder \$55

Footrings for stool cylinders only

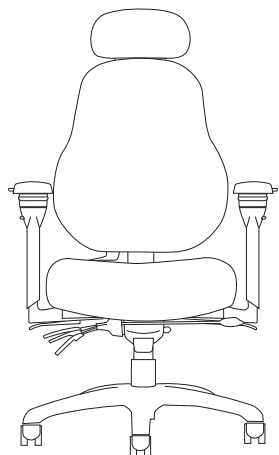
R1 18" Black Plastic \$60**R2** 20" Chrome \$80

NeXtep® for stool cylinders only

R8 8" w/Casters \$185**R10** 10" w/Casters \$185**R18** 8"/10" w/Casters \$295**RW8** Wide 8" w/Casters \$295**RW10** Wide 10" w/Casters \$295*Also available w/glides.*For additional stool options
see page 110.

8000 Series


Tall & Skinny



NPS8200-H4

Features	Standard Features
<ul style="list-style-type: none"> Up to 15 active adjustments High back & extra deep seat Passive weight dispersion design Generous foam for optimal comfort Inflatable lumbar Optional headrest 	<ul style="list-style-type: none"> 5-way 360° Arms Carpet Casters 28" Intensive Use Black Base 5" Cylinder Seat Slider

Step 1 — Model Number

Series Code	Back	Select a Seat	Select an Arm	Mech
<div>NPSNeutral Posture Series</div>	<div>8High Back</div>	<div>2Extra Deep Seat Minimal Contour</div>	<div>05-way 360°\$0</div> <div>3360° w/Oversized Urethane\$75</div> <div>4Swing\$155</div> <div>5No Arms(\$140)</div> <div>6360° w/Oversized Black Vinyl\$225</div> <div>7360° w/Oversized Fabric/Leather\$265</div> <div>P360° Swivel\$0</div>	<div>0Multi-function</div> <div></div>
NPS	8	2	0	0



NPS8200

\$1,648	Grade 1
\$1,708	Grade 2
\$1,768	Grade 3
\$1,838	Grade 4
\$1,908	Grade 5
\$1,988	Grade 6
\$2,068	Grade 7
\$2,158	Grade 8
\$2,248	Grade 9

43 x 28 x 28	Chair (H x W x D)
57 lbs	Chair Weight
20	Seat Width
18.75 – 23.75	Seat Height
20.5 – 23	Seat Depth
F7° – R8°	Seat Angle
19.5	Back Width
21.5 – 25.5	Back Height
100° – 119°	Back Angle
4	Lumbar Range
7 – 11	Arm Height
15.75 – 22.25	Arm Width
28	Base Diameter
2 yd	COM Yardage
28 x 26 x 24	Shipping Box (L x W x H)
67 lbs	Shipping Weight
KD	Shipping Method

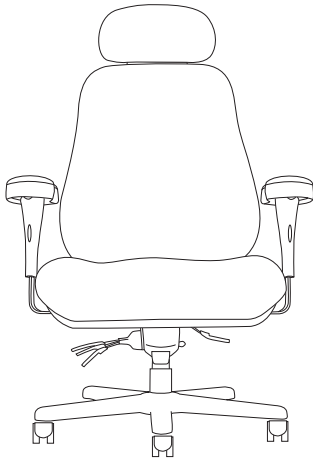
All measurements are nominal and shown in inches.

Upholstered Back Outer		
U1	Grade 1	\$120
U2	Grade 2	\$140
U3	Grade 3	\$160
U4	Grade 4	\$180
U5	Grade 5	\$200
U6	Grade 6	\$220
U7	Grade 7	\$240
U8	Grade 8	\$260
U9	Grade 9	\$280

Step 2 — Add option codes after model number NPS8200 - __ - __

General			Casters/Glides			Cylinders			Headrest		
A	Thoracic Support	\$80	C1	Hard Floor	\$25	L1	3" Cylinder	\$0	H4	Dual Pivot	\$280
CR	Cleanroom to Class 100	\$120	C2	Glides	\$25	L7	7" Cylinder	\$55	Matching upholstery		
D1	No Inflatable Lumbar	(\$50)				L13	7" Dual Stage	\$55			
N	N-dulgent® Memory Foam	\$125									
N2	ThermaGel Memory Foam	\$150									

Big & Tall



BTC10100-H4



BTC16800
Extra Tall

Features	Standard Features
<ul style="list-style-type: none">• Up to 11 active adjustments• High back & contoured seat designs• 24/7 Continuous-shift 5-year warranty only available on upholstery with a double rub rating of over 1,000,000• Available in both regular & junior sizes• Supports users up to 500 lbs and/or 7 ft tall• Inflatable lumbar• Optional headrest• Optional leather pillow top	<ul style="list-style-type: none">• Oversized Padded Arms• Carpet Casters• 28" Intensive Use Black Base• 5" Cylinder• Seat Slider

Need it Now? 5-day Quick Ship

Only standard features are available as Quick Ship unless otherwise noted.

QUICK SHIP ARMS

0

Oversized Padded

1

Urethane Arm Pads




QUICK SHIP FABRICS

For available Quick Ship fabrics see page 8.

Step 1 — Model Number

Series Code	Select a Back	Select a Seat	Select an Arm	Mech
<div>BTC</div> <div>Big & Tall</div>	<div>16</div> High Back <div>10</div> Extra Large Back	<div>1</div> Extra Large Seat, <i>Minimal Contour</i> <div>8</div> Large Seat, <i>Minimal Contour</i> <div>9</div> Large Seat, <i>Deep Contour</i>	<div>0</div> Oversized Padded <div>1</div> Urethane Arm Pads	<div>0</div> Multi-function <div></div>
<div>BTC</div>	<div>10</div>	<div>1</div>	<div>0</div>	<div>0</div>



Regular		Junior (Extra Tall)	
			
BTC10100	BTC16800	BTC16900	
\$2,236	\$2,236	\$2,272	
\$2,296	\$2,296	\$2,332	
\$2,356	\$2,356	\$2,392	
\$2,426	\$2,426	\$2,462	
\$2,496	\$2,496	\$2,532	
\$2,576	\$2,576	\$2,612	
\$2,656	\$2,656	\$2,692	
\$2,746	\$2,746	\$2,782	
\$2,836	\$2,836	\$2,872	
42 x 35 x 28	41 x 31 x 28	41 x 31 x 28	
85 lbs	76 lbs	76 lbs	
27	23	25	
20 – 25	19 – 24	19 – 24	
20 – 22	19 – 21	20 – 22	
F1° – R7.5°	F4° – R12°	F1° – R9°	
24	22.5	22.5	
22 – 26	22 – 26	24 – 28	
96° – 118°	95° – 112°	97° – 115°	
4	4	4	
7 – 10	7 – 10	7 – 10	
24	21	24	
28	28	28	
2.5 yd	2.5 yd	2.5 yd	
37 x 30 x 52	37 x 30 x 52	37 x 30 x 52	
105 lbs	96 lbs	96 lbs	
FA	FA	FA	

All measurements are nominal and shown in inches.

Grade 1**Grade 2****Grade 3****Grade 4****Grade 5****Grade 6****Grade 7****Grade 8****Grade 9**

Chair (H x W x D)

Chair Weight

Seat Width

Seat Height

Seat Depth

Seat Angle

Back Width

Back Height

Back Angle

Lumbar Range

Arm Height

Arm Width

Base Diameter

COM Yardage

Shipping Box (L x W x H)

Shipping Weight

Shipping Method

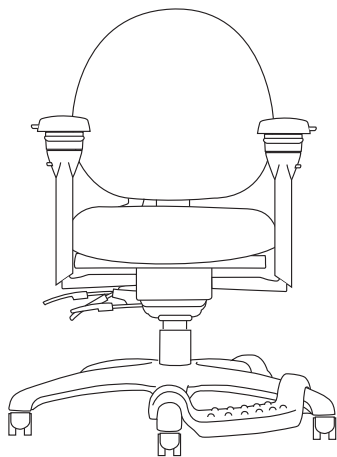
Upholstered Back Outer

U1	Grade 1	\$120
U2	Grade 2	\$140
U3	Grade 3	\$160
U4	Grade 4	\$180
U5	Grade 5	\$200
U6	Grade 6	\$220
U7	Grade 7	\$240
U8	Grade 8	\$260
U9	Grade 9	\$280

Step 2 — Add option codes after model number BTC10100 - _ - _

General			Finishes		Bases		Headrest				
A	Thoracic Support	\$80	PT	Pillow Top	\$1,000	B9	28" Chrome	\$160	H4	Dual Pivot	\$280
CR	Cleanroom to Class 100	\$120		Only available on (1) & (8)						Matching upholstery	
CX	Coccyx Cutout	\$215		seat; only in Canter,		Cylinders					
	Cloud 9, Revive, Top Shelf & M Plus			Ultraleather™ or leather		L1	3" Cylinder	\$0			
E	ESD*	\$290		Casters/Glides							
	Arms are fixed when ESD added										
J	Upholstered Arm Pad	\$65	C1	Hard Floor	\$25						
	Only available on (0) arm		C2	Glides	\$25						
N	N-dulgent® Memory Foam	\$125									
N2	ThermaGel Memory Foam	\$150									

XSM™
Extra Small



XSM5300-F

Features	Standard Features
<ul style="list-style-type: none"> Up to 15 active adjustments Petite seat Mesh back, mid back or high back Passive weight dispersion design Generous foam for optimal comfort Inflatable lumbar on 5 & 8 back Optional headrest available on 1 & 8 back 	<ul style="list-style-type: none"> 5-way 360° Arms Carpet Casters 26" Black Base 5" Cylinder Seat Slider


Need it Now? 5-day Quick Ship

Only standard features are available as Quick Ship unless otherwise noted.

QUICK SHIP ARMS	
0	5-way 360°
5	No Arms

QUICK SHIP FABRICS	
For available Quick Ship fabrics see page 8.	

Step 1 — Model Number

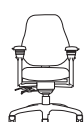
Series Code	Select a Back	Select a Seat	Select an Arm	Mech
XSM Extra Small Series	1 Mesh Back 5 Mid Back 8 High Back	3 Petite Seat, Minimal Contour	0 5-way 360° \$0 3 360° w/Oversized Urethane \$75 5 No Arms (\$140) 6 360° w/Oversized Black Vinyl \$225 7 360° w/Oversized Fabric/Leather \$265 P 360° Swivel \$0	0 Multi-function 
XSM	5	3	0	0



XSM1300



XSM5300



XSM8300

\$1,305	\$1,352	\$1,487
\$1,365	\$1,412	\$1,547
\$1,425	\$1,472	\$1,607
\$1,495	\$1,542	\$1,677
\$1,565	\$1,612	\$1,747
\$1,645	\$1,692	\$1,827
\$1,725	\$1,772	\$1,907
\$1,815	\$1,862	\$1,997
\$1,905	\$1,952	\$2,087

Grade 1

Grade 2

Grade 3

Grade 4

Grade 5

Grade 6

Grade 7

Grade 8

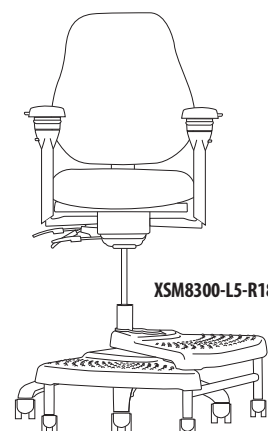
Grade 9

39.75 x 26 x 26	35.5 x 26 x 26	40.25 x 26 x 26	Chair (H x W x D)
52.5 lbs	52 lbs	54.5 lbs	Chair Weight
17	17	17	Seat Width
15.75 – 20.75	15.75 – 20.75	15.75 – 20.75	Seat Height
15.5 – 18	15.5 – 18	15.5 – 18	Seat Depth
F4° – R11°	F4° – R11°	F6° – R12°	Seat Angle
19	17.5	19.5	Back Width
23	18 – 22	23 – 27	Back Height
95° – 115°	105° – 121°	95° – 111°	Back Angle
3	4	4	Lumbar Range
7 – 11	7 – 11	7 – 11	Arm Height
13.5 – 18.25	13.5 – 18.25	13.5 – 18.25	Arm Width
26	26	26	Base Diameter
1 yd	2 yd	2 yd	COM Yardage
28 x 26 x 24	28 x 26 x 24	28 x 26 x 24	Shipping Box (L x W x H)
62.5 lbs	62 lbs	64.5 lbs	Shipping Weight
KD	KD	KD	Shipping Method

All measurements are nominal and shown in inches.
Specs may differ for stools.

Upholstered Back Outer		
U1	Grade 1	\$120
U2	Grade 2	\$140
U3	Grade 3	\$160
U4	Grade 4	\$180
U5	Grade 5	\$200
U6	Grade 6	\$220
U7	Grade 7	\$240
U8	Grade 8	\$260
U9	Grade 9	\$280

Only available on (5) or (8) back



XSM8300-L5-R18

Step 2 — Add option codes after model number XSM5300 - __ - __


General			Back Sleeve – Back of sleeve made w/Spacer			Casters/Glides			Stool Cylinders		
A	Thoracic Support	\$80	S1	Grade 1	\$110	C1	Hard Floor	\$25	L4	8" Cylinder	\$55
	Not available on (1) back		S2	Grade 2	\$160	C2	Glides	\$25	L5	10" Cylinder	\$55
CR	Cleanroom to Class 100	\$120	S3	Grade 3	\$200	C3	Occupied Braking	\$185	L7	7" Cylinder	\$55
CX	Coccyx Cutout	\$215	S4	Grade 4	\$240	C4	Unoccupied Braking	\$60	Footrings – for stool cylinders only		
	Cloud 9, Revive, Top Shelf & M Plus		S5	Grade 5	\$280	C8	Chrome Carpet	\$90	R1	18" Black Plastic	\$60
D1	No Inflatable Lumbar	(\$50)	S6	Grade 6	\$330	C9	Chrome Hard Floor	\$100	R2	20" Chrome	\$80
E	ESD*	\$290	S7	Grade 7	\$380						
F	Fring® Footrest	\$50	S8	Grade 8	\$430						
	Only available on (B0) base		S9	Grade 9	\$480						
N	N-dulgent® Memory Foam	\$125	Only available on (1) back			Bases			NeXtep® – for stool cylinders only		
N2	ThermaGel Memory Foam	\$150				B6	26" Polished Aluminum	\$140	R8	8" w/Casters	\$185
							Recommended with (L1)		R10	10" w/Casters	\$185
						B8	27" Brushed Aluminum	\$140	R18	8"/10" w/Casters	\$295
							Recommended with (L1)		RW8	Wide 8" w/Casters	\$295
						B12	28" Black	\$110	RW10	Wide 10" w/Casters	\$295
Headrests			Chair Cylinders						Also available w/glides.		
HE	Height Adjustable	\$60	L1	3" Cylinder	\$0	For additional stool options see page 110.					
	Black vinyl – (1) back only		L13	7" Dual Stage	\$55						
H4	Dual Pivot	\$280	L14	10" Dual Stage	\$55						
	Matching upholstery – (8) back only										
H5	Dual Pivot	\$280									
	Black faux leather – (1) back only										

* Contact Customer Service – customerservice@neutralposture.com

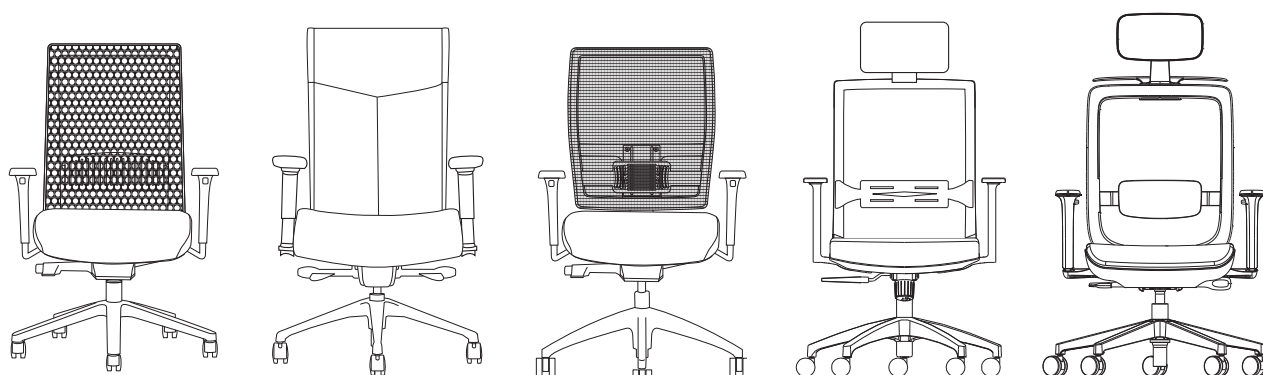
TASK/CONFERENCE SEATING

Neutral Posture's task/conference seating offers a wide range of styles, features and options to address any application needs. The task/conference seating was designed with elegance and engineered with functionality and health promoting benefits in mind. The task/conference seating is also a very broad category, providing anything from highly ergonomic chairs for personal use to stools and guest chairs for shorter periods of seated time and unique tasks. The multitude of specialty armrests and fabric types available will ensure that you have the chair needed to complete the task at hand and

look good while doing it. In our task/conference seating we have many different families of chairs, allowing you to fill your space with multi-functional chairs having a common theme and look. We offer many of our task/conference chairs in mesh making the chair more breathable for comfort, as well as providing a customizable sleeve that you can slide over the mesh back for an upholstered look and feel. Whether you are in the market to find an ergonomic chair to boost comfort and productivity or a family of chairs to spice up the office, our task/conference seating has the exact chair to fit your wants and needs.

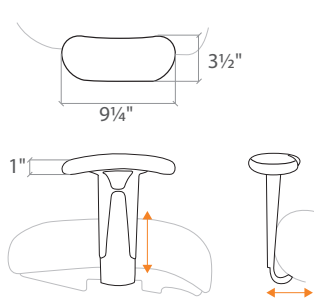


TASK/CONFERENCE SEATING



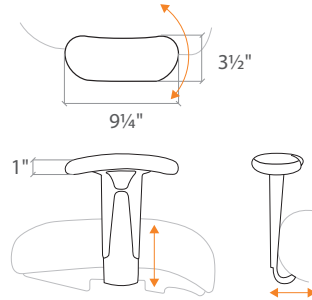
Arm Options

Standard Arms



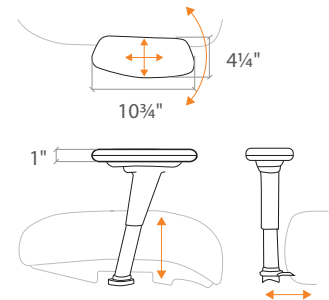
0 4" ADJUSTABLE

Arm Height	7.0 – 11.0
Arm Width	17.5 – 21.5
Arm Pivot	fixed
Weight	7 lbs



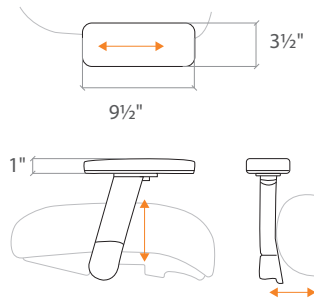
1 4" ADJ. W/PIVOT

Arm Height	7.0 – 11.0
Arm Width	17.5 – 21.5
Arm Pivot	25° range
Weight	7 lbs



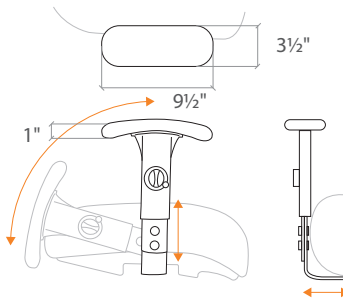
2 LATERAL SLIDING

Arm Height	7.0 – 11.0
Arm Width	17.5 – 21.5
Arm Pivot	30° range
Weight	7 lbs



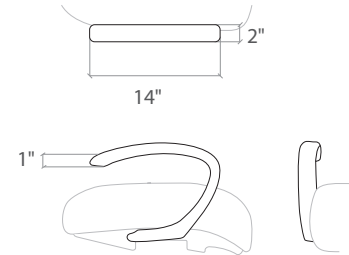
3 3" ADJUSTABLE

Arm Height	7.5 – 11.0
Arm Width	18.0 – 24.0
Arm Pivot	fixed
Weight	6 lbs



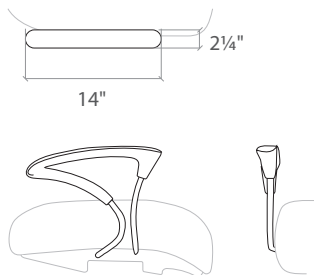
4 SWING

Arm Height	7.0 – 10.0
Arm Width	17.75 – 22.0
Arm Pivot	fixed
Weight	7 lbs



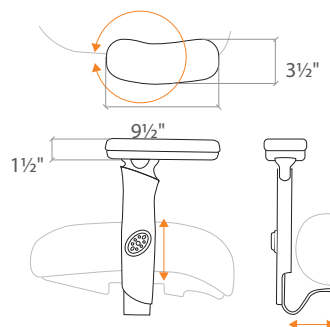
6 C LOOP

Arm Height	7.5
Arm Width	22.5
Arm Pivot	fixed
Weight	5 lbs



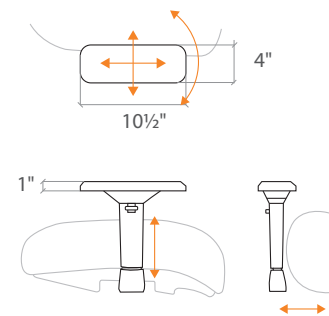
7 CHROME LOOP

Arm Height	7.5
Arm Width	22.25
Arm Pivot	fixed
Weight	5 lbs



8 360° NP

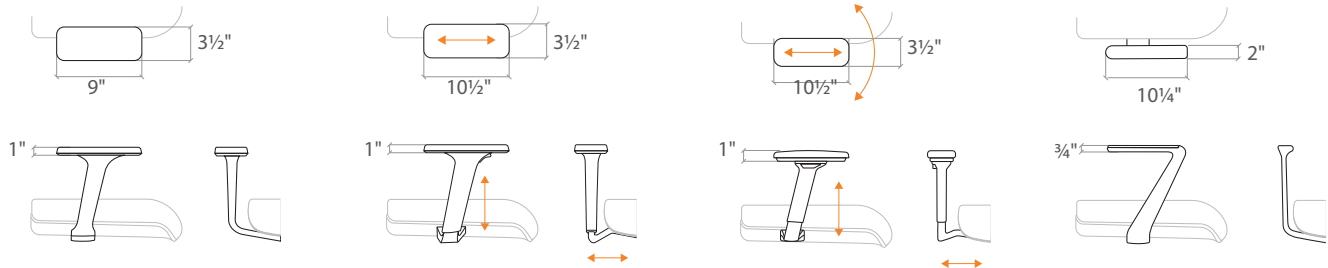
Arm Height	7.0 – 11.0
Arm Width	18 – 22
Arm Pivot	360° range
Weight	7 lbs



9 5-WAY ADJUSTABLE

Arm Height	7.0 – 10.0
Arm Width	16.5 – 23.5
Arm Pivot	15° range
Weight	6 lbs

Knomi and Ulius Arms



0 FIXED

Arm Height	7
Arm Width	19.75
Arm Pivot	fixed
Weight	4 lbs

3 3D

Arm Height	6 – 9
Arm Width	18 – 20.5
Arm Pivot	fixed
Weight	4 lbs

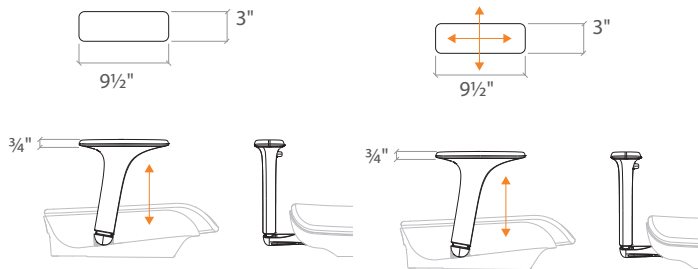
4 4D

Arm Height	6 – 9
Arm Width	18 – 20.5
Arm Pivot	30° range
Weight	4 lbs

7 CHROME LOOP

Arm Height	9
Arm Width	20.5
Arm Pivot	fixed
Weight	6 lbs

Icon Arms



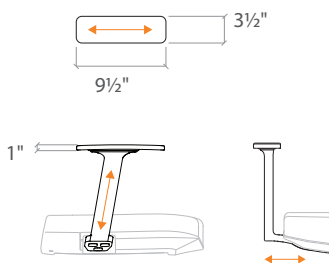
0 1D

Arm Height	7 – 10.5
Arm Width	19.5
Arm Pivot	fixed
Weight	4.5 lbs

3 3D

Arm Height	7 – 10.5
Arm Width	18.0 – 20.0
Arm Pivot	fixed
Weight	4.5 lbs

Renati Arms



0 ADJUSTABLE

Arm Height	7.0 – 11.0
Arm Width	18.5 – 19.5
Arm Pivot	fixed
Weight	4 lbs

1 FORWARD SLIDING GELTHANE

Arm Height	7 – 10
Arm Width	19 – 23
Arm Pivot	fixed
Weight	4.5 lbs

All measurements are nominal and shown in inches.

CHAIR MECHANISMS



0 KNEE-TILT

- Swivel 360°
- Pneumatic seat height
- Seat tilt tension
- Back to seat tilt, 1:1
- Rock or lock recline

Available on

Balance
Embrace

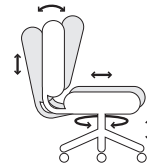


2 SYNCHRO

- Swivel 360°
- Pneumatic seat height
- Seat tilt tension
- Back angle
- Seat angle
- Back to seat tilt, 2:1
- Anti-kick tilt-lock
- Optional seat slider

Available on

Balance
Cozi
NV
Right Chair
U4ia



3 WEIGHT SENSITIVE

- Swivel 360°
- Pneumatic seat height
- Seat tilt tension
- Back angle
- Seat angle
- Back to seat tilt, 2:1
- Anti-kick tilt-lock
- Seat slider

Available on

Icon

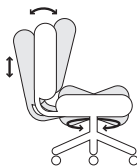


4 TILT-SWIVEL

- Swivel 360°
- Pneumatic seat height
- Seat tilt tension
- Back to seat tilt, 1:1

Available on

Embrace
Renati

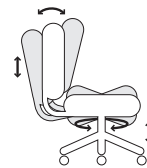


6 MULTI-TILT

- Swivel 360°
- Pneumatic seat height
- Independent back angle
- Independent seat angle
- Seat tilt tension
- Infinite adjust forward tilt-stop
- Optional seat slider

Available on

Cozi
E-Series
Right Chair



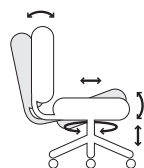
8 MULTI-TILT

- Swivel 360°
- Pneumatic seat height
- Independent back angle
- Independent seat angle
- Seat tilt tension
- Infinite adjust forward tilt-stop
- Seat slider

Available on

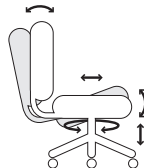
Cozi 24/7

CHAIR MECHANISMS (Ulius & Knomi)



2 SYNCHRO

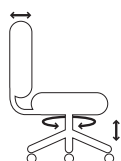
- Swivel 360°
- Pneumatic seat height
- Quick adjust seat tilt tension
- Back angle
- Seat angle
- Back to seat tilt, 2:1
- Adjustable anti-kick tilt-lock
- Seat slider



3 WEIGHT SENSITIVE

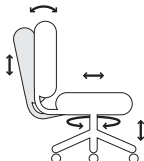
- Swivel 360°
- Pneumatic seat height
- Weight activated seat tilt tension
- Back angle
- Seat angle
- Back to seat tilt, 2:1
- Adjustable anti-kick tilt-lock
- Seat slider

STOOL MECHANISMS



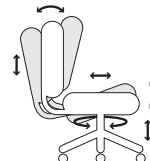
1 BASIC

- Swivel 360°
- Pneumatic seat height
- Back depth



8 STANDARD

- Swivel 360°
- Pneumatic seat height
- Seat slider
- Independent back angle



9 DELUXE-TILT

- Swivel 360°
- Pneumatic seat height
- Seat slider
- Seat angle
- Independent back angle

Available on

Cozi Stool
Right Chair Stool
U4ia Stool

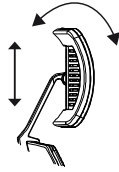
Available on

Cozi Stool
Right Chair Stool
U4ia Stool

Available on

Cozi Stool
Right Chair Stool
U4ia Stool

Headrest Options



H HEADREST
Matching Upholstery

- Height
- Angle

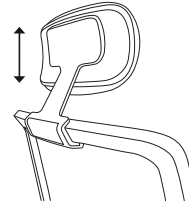
Available on
Renati



HE SYNCHRO
Black Vinyl

- Height

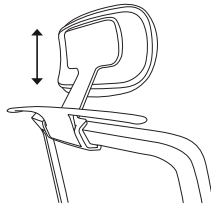
Available on
Right Chair
Right Chair Stool



H1 HEADREST
Matching Upholstery

- Height

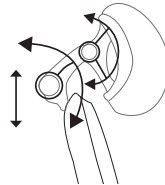
Available on
Icon



H2 HEADREST W/COAT HANGER
Matching Upholstery

- Height
- Built-in coat hanger

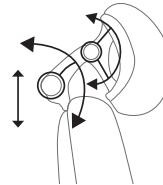
Available on
Icon



H5 DUAL PIVOT
Black Faux Leather

- Height
- Depth
- 2 pivot points

Available on
Right Chair
Right Chair Stool



H6 DUAL PIVOT
Matching Upholstery

- Height
- Depth
- 2 pivot points

Available on
Cozi
Cozi 24/7
Cozi Stool

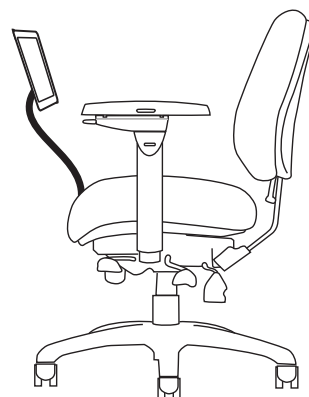
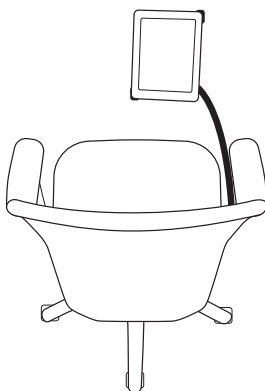
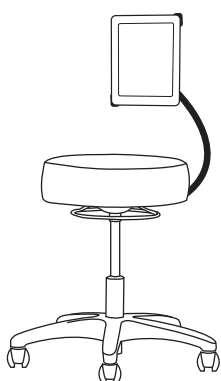


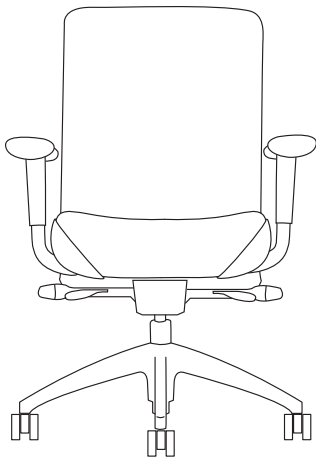
CONNEXION® ARM

**THE ONLY GENUINE ERGONOMIC
SOLUTION FOR THOSE WHO WORK
INTENSELY WITH THEIR TABLET**

FEATURES

- Quickly and easily position your tablet where it's comfortable for you
- Holds your tablet so you don't have to
- Eliminates awkward postures and helps reduce upper body fatigue
- Engineered for ease of use
- Can be used while sitting or standing
- 3 mounting options, left, right or both





BAL5312



Features

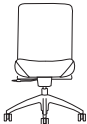
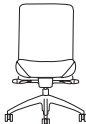
- Up to 11 active adjustments
- Mesh or upholstered back
- Passive weight dispersion design
- Generous foam for optimal comfort

Standard Options

- No Arms
- Carpet Casters
- 26" High Crown Black Base
- 5" Cylinder

Step 1 — Model Number


Series Code		Back	Seat	Select an Arm		Select a Mech	
BAL	Balance	5 High Back	3 Large Seat	1 Forward Sliding Gelthane Pad	\$205	0 Knee-tilt	
				5 No Arms	\$0		
				6 C Loop	\$75	2 Synchro	
				7 Chrome Loop	\$75		
BAL		5	3	1		2	

Knee-tilt	Synchro	
		
BAL5350	BAL5352	
\$1,014	\$1,092	Grade 1
\$1,074	\$1,152	Grade 2
\$1,134	\$1,212	Grade 3
\$1,204	\$1,282	Grade 4
\$1,274	\$1,352	Grade 5
\$1,354	\$1,432	Grade 6
\$1,434	\$1,512	Grade 7
\$1,524	\$1,602	Grade 8
\$1,614	\$1,692	Grade 9
38 x 26 x 26	39 x 26 x 26	Chair (H x W x D)
48.5 lbs	39 lbs	Chair Weight
22	22	Seat Width
16.5 – 21.5	16.5 – 21.5	Seat Height
17.5	16.5 – 19.5	Seat Depth (OPTIONAL)
F6° – R15°	F5° – R12°	Seat Angle
18.5	18.5	Back Width
22	22	Back Height
105° – 125°	102° – 125°	Back Angle
N/A	N/A	Lumbar Range
26	26	Base Diameter
2 yd	2 yd	COM Yardage
26 x 22 x 34	26 x 22 x 34	Shipping Box (L x W x H)
58.5 lbs	49 lbs	Shipping Weight
KD	KD	Shipping Method

All measurements are nominal and shown in inches.
All upholstery subject to Neutral Posture approval.

Step 2 — Add option codes after model number BAL5312-__-__

General	Finishes	Bases	Casters/Glides
N N-dulgent® Memory Foam \$75 <i>Seat only</i>	U2 Mesh Back \$0	B0 26" Black \$0	C1 Hard Floor \$25
N2 ThermaGel Memory Foam \$90 <i>Seat only</i>		B6 26" Polished Aluminum \$140	C2 Glides \$25
S Seat Slider \$75 <i>Only available on (2) mech</i>		B15 26" High Crown Polished Aluminum \$55	C8 Chrome Carpet \$90
			C9 Chrome Hard Floor \$100



COZ5602

Task/Conference

Features


- Up to 13 active adjustments
- Standard with upholstered back outer
- Passive weight dispersion design
- Generous foam for optimal comfort
- Optional headrest

Standard Features

- No Arms
- Carpet Casters
- 26" Black Base
- 5" Cylinder

Guardian®

The Guardian is an NIJ Level II compliant bullet resistant vest that will provide protection against regular powered 9mm handguns, up to .357 Magnums. The vest fits over the back of the chair and is easily removable.



Need it Now? 5-day Quick Ship

Only standard features are available as Quick Ship unless otherwise noted.



QUICK SHIP ARMS



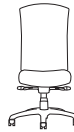




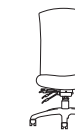
- 3 3" Adjustable Arms
- 5 No Arms
- 9 5-way Adjustable Arms

QUICK SHIP FABRICS

For available Quick Ship fabrics see page 8.

Step 1 — Model Number

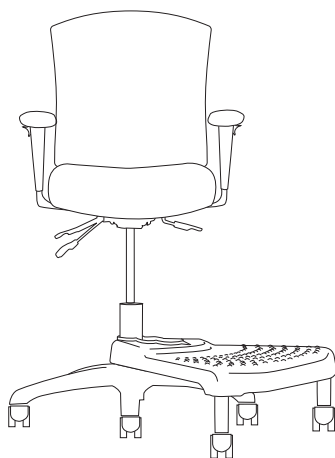
Series Code	Select a Back	Select a Seat	Select an Arm	Select a Mech
COZ Cozi	5 Mid Back 6 High Back	6 Medium Seat 7 Large Seat	0 4" Adjustable \$125 1 4" Adjustable w/Pivot \$150 2 Lateral Sliding \$140 3 3" Adjustable \$75 4 Swing \$295 5 No Arms \$0 6 C Loop \$75 7 Chrome Loop \$75 9 5-way Adjustable \$150	2 Synchro  6 Multi-tilt 
COZ	5	6	3	6

Synchro				Multi-tilt				
								
COZ5652	COZ5752	COZ6652	COZ6752	COZ5656	COZ5756	COZ6656	COZ6756	
\$811	\$862	\$913	\$964	\$887	\$938	\$989	\$1,040	Grade 1
\$871	\$922	\$973	\$1,024	\$947	\$998	\$1,049	\$1,100	Grade 2
\$931	\$982	\$1,033	\$1,084	\$1,007	\$1,058	\$1,109	\$1,160	Grade 3
\$1,001	\$1,052	\$1,103	\$1,154	\$1,077	\$1,128	\$1,179	\$1,230	Grade 4
\$1,071	\$1,122	\$1,173	\$1,224	\$1,147	\$1,198	\$1,249	\$1,300	Grade 5
\$1,151	\$1,202	\$1,253	\$1,304	\$1,227	\$1,278	\$1,329	\$1,380	Grade 6
\$1,231	\$1,282	\$1,333	\$1,384	\$1,307	\$1,358	\$1,409	\$1,460	Grade 7
\$1,321	\$1,372	\$1,423	\$1,474	\$1,397	\$1,448	\$1,499	\$1,550	Grade 8
\$1,411	\$1,462	\$1,513	\$1,564	\$1,487	\$1,538	\$1,589	\$1,640	Grade 9
39 x 26 x 26	39 x 26 x 26	43.5 x 26 x 26	43.5 x 26 x 26	39 x 26 x 26	39 x 26 x 26	43.5 x 26 x 26	43.5 x 26 x 26	Chair (H x W x D)
47 lbs	47 lbs	47 lbs	47 lbs	51 lbs	51 lbs	51 lbs	51 lbs	Chair Weight
19.5	22	19.5	22	19.5	22	19.5	22	Seat Width
16.5 – 21.5	16.5 – 21.5	16.5 – 21.5	16.5 – 21.5	16.5 – 21.5	16.5 – 21.5	16.5 – 21.5	16.5 – 21.5	Seat Height
16.5 – 19.5	16.5 – 19.5	16.5 – 19.5	16.5 – 19.5	16.5 – 19	16.5 – 19	16.5 – 19	16.5 – 19	Seat Depth (OPTIONAL)
F6° – R13°	F6° – R13°	F6° – R13°	F6° – R13°	F6° – R16°	F8° – R18°	F6° – R16°	F8° – R18°	Seat Angle
19	19	19	19	19	19	19	19	Back Width
21 – 24	21 – 24	26 – 29	26 – 29	22 – 25	22 – 25	24 – 27	24 – 27	Back Height
107° – 128°	107° – 128°	107° – 128°	107° – 128°	102° – 122°	102° – 122°	103° – 120°	103° – 120°	Back Angle
3	3	3	3	3	3	3	3	Lumbar Range
26	26	26	26	26	26	26	26	Base Diameter
2 yd	2 yd	2 yd	2 yd	2 yd	2 yd	2 yd	2 yd	COM Yardage
36 x 26 x 19	36 x 26 x 19	36 x 26 x 19	36 x 26 x 19	36 x 26 x 19	36 x 26 x 19	36 x 26 x 19	36 x 26 x 19	Shipping Box (L x W x H)
57 lbs	57 lbs	57 lbs	57 lbs	61 lbs	61 lbs	61 lbs	61 lbs	Shipping Weight
KD	KD	KD	KD	KD	KD	KD	KD	Shipping Method

All measurements are nominal and shown in inches.

Step 2 — Add option codes after model number COZ5636 - __ - __

General		Casters/Glides		Cylinders		Connexion® Arm	
CR Cleanroom to Class 100	\$120	C1 Hard Floor	\$25	L1 3" Cylinder	\$0	Z1 Connexion Arm	\$350
D2 Adjustable Lumbar Support	\$100	C2 Glides	\$25	L13 7" Dual Stage	\$55	<i>Not available with (6) & (7) arm</i>	
E ESD*	\$290	C3 Occupied Braking	\$185	L14 10" Dual Stage	\$55	Connexion® Arm Attachments	
F Fring® Footrest	\$50	C4 Unoccupied Braking	\$60	Headrest		A1 Tablet Holder	\$149
<i>Only available on (B0) base</i>		Bases		H6 Dual Pivot		<i>Requires (Z1) Connexion Arm</i>	
J Upholstered Arm Pad	\$65	B6 26" Polished Aluminum	\$140	<i>Matching upholstery</i>		Guardian – Bullet Resistant Vest	
<i>Only available on (2) arm</i>		B7 26" Black Aluminum	\$100			G Guardian	\$1,960
N N-dulgent® Memory Foam	\$125	B8 27" Brushed Aluminum	\$140			<i>Canter or Ballistic Only</i>	
N2 ThermaGel Memory Foam	\$150						
S Seat Slider	\$75						



COZ5638-L5-R8

Features


- Up to 13 active adjustments
- Standard with upholstered back outer
- Passive weight dispersion design
- Generous foam for optimal comfort
- Optional headrest

Standard Features

- No Arms
- Carpet Casters
- 26" Black Base
- 8" Cylinder

Guardian®

The Guardian is an NIJ Level II compliant bullet resistant vest that will provide protection against regular powered 9mm handguns, up to .357 Magnums. The vest fits over the back of the chair and is easily removable.



Need it Now? 5-day Quick Ship

Only standard features are available as Quick Ship unless otherwise noted.




QUICK SHIP ARMS







- 3 3" Adjustable Arms
- 5 No Arms
- 9 5-way Adjustable Arms

QUICK SHIP FABRICS

For available Quick Ship fabrics see page 8

Step 1 — Model Number

Series Code	Back	Select a Seat	Select an Arm	Select a Mech
COZ Cozi	5 Mid Back	6 Medium Seat 7 Large Seat	0 4" Adjustable \$125 1 4" Adjustable w/Pivot \$150 2 Lateral Sliding \$140 3 3" Adjustable \$75 4 Swing \$295 5 No Arms \$0 6 C Loop \$75 7 Chrome Loop \$75 9 5-way Adjustable \$150	1 Basic  8 Standard  9 Deluxe-tilt 
COZ	5	6	3	8

Basic		Standard		Deluxe-tilt	
					
COZ5651	COZ5751	COZ5658	COZ5758	COZ5659	COZ5759
\$826	\$877	\$847	\$898	\$867	\$918
\$886	\$937	\$907	\$958	\$927	\$978
\$946	\$997	\$967	\$1,018	\$987	\$1,038
\$1,016	\$1,067	\$1,037	\$1,088	\$1,057	\$1,108
\$1,086	\$1,137	\$1,107	\$1,158	\$1,127	\$1,178
\$1,166	\$1,217	\$1,187	\$1,238	\$1,207	\$1,258
\$1,246	\$1,297	\$1,267	\$1,318	\$1,287	\$1,338
\$1,336	\$1,387	\$1,357	\$1,408	\$1,377	\$1,428
\$1,426	\$1,477	\$1,447	\$1,498	\$1,467	\$1,518
43 x 26 x 26	43 x 26 x 26	43.5 x 26 x 26	43.5 x 26 x 26	43.5 x 26 x 26	43.5 x 26 x 26
34 lbs	34 lbs	46 lbs	46 lbs	46 lbs	46 lbs
19.5	22	19.5	22	19.5	22
20.5 – 28.5	20.5 – 28.5	22 – 30	22 – 30	22 – 30	22 – 30
16.5 – 18.5	16.5 – 18.5	16.5 – 19	16.5 – 19	16.5 – 19	16.5 – 19
R4°	R4°	R3°	R3°	R4°	R4°
19	19	19	19	19	19
21.5 – 24	21.5 – 24	22 – 25	22 – 25	22 – 25	22 – 25
103°	103°	95° – 102°	95° – 102°	97° – 105°	97° – 105°
3	3	3	3	3	3
26	26	26	26	26	26
2 yd	2 yd	2 yd	2 yd	2 yd	2 yd
36 x 26 x 19	36 x 26 x 19	36 x 26 x 19	36 x 26 x 19	36 x 26 x 19	36 x 26 x 19
44 lbs	44 lbs	56 lbs	56 lbs	56 lbs	56 lbs
KD	KD	KD	KD	KD	KD

Grade 1
Grade 2
Grade 3
Grade 4
Grade 5
Grade 6
Grade 7
Grade 8
Grade 9

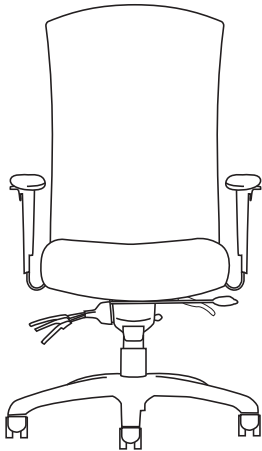
Chair (H x W x D)
Chair Weight
Seat Width
Seat Height
Seat Depth (OPTIONAL)
Seat Angle
Back Width
Back Height
Back Angle
Lumbar Range
Base Diameter
COM Yardage
Shipping Box (L x W x H)
Shipping Weight
Shipping Method

All measurements are nominal and shown in inches.

Step 2 — Add option codes after model number COZ5638 - _ - _

General		Bases		Connexion® Arm		Stool Cylinders					
CR	Cleanroom to Class 100	\$120	B6	26" Polished Aluminum	\$140	Z1	Connexion Arm	\$350	L5	10" Cylinder	\$0
D2	Adjustable Lumbar Support	\$100	B7	26" Black Aluminum	\$100	Not available with (6) & (7) arm			L7	7" Cylinder	\$0
E	ESD*	\$290	Chair Cylinders			Connexion® Arm Attachments		Footrings for stool cylinders only			
J	Upholstered Arm Pad	\$65									
Only available on (2) arm											
N	N-dulgent® Memory Foam	\$125	L1	3" Cylinder	\$0	A1	Tablet Holder	\$149	R1	18" Black Plastic	\$60
N2	ThermaGel Memory Foam	\$150	L3	5" Cylinder	\$0	Requires (Z1) Connexion Arm			R2	20" Chrome	\$80
			L13	7" Dual Stage	\$0	Guardian – Bullet Resistant Vest		NeXtep® for stool cylinders only			
			L14	10" Dual Stage	\$0						
Casters/Glides			Headrest			G	Guardian	\$1,960			
C1	Hard Floor	\$25	H6	Dual Pivot	\$280	Canter or Ballistic Only					
C2	Glides	\$25	Matching upholstery								
C3	Occupied Braking	\$185									
C4	Unoccupied Braking	\$60									
Also available w/glides.											

For additional stool options
see page 110.



CZN6608

Task/Conference

Features


- Up to 11 active adjustments
- Standard with upholstered back outer
- 24/7 Continuous-shift 5-year warranty only available on upholstery with a double rub rating of over 1,000,000
- Passive weight dispersion design
- Generous foam for optimal comfort
- Optional headrest

Standard Features


- No Arms
- Carpet Casters
- 26" Black Base
- 5" Intensive Use Cylinder
- Seat Slider

Guardian®



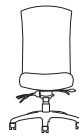


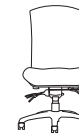
The Guardian is an NIJ Level II compliant bullet resistant vest that will provide protection against regular powered 9mm handguns, up to .357 Magnums. The vest fits over the back of the chair and is easily removable.



Step 1 — Model Number

Series Code	Select a Back	Select a Seat	Select an Arm	Mech
CZN Cozi	5 Mid Back 6 High Back	6 Medium Seat 7 Large Seat 8 Extra Large Seat <i>Supports up to 400 lbs</i>	0 4" Adjustable <i>Not available on 8 seat</i> \$125 \$295 4 Swing \$0 5 No Arms \$400 6 360° w/Oversized Black Vinyl \$440 7 360° w/Oversized Fabric/Leather \$175 8 360° NP	8 Multi-tilt 
CZN	5	6	0	8

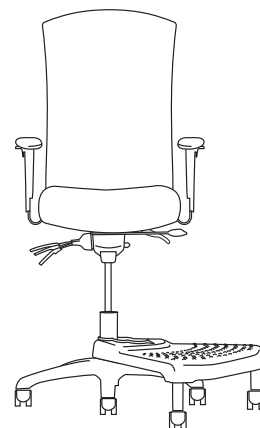


Supports up to 350 lbs				Supports up to 400 lbs	
					
CZN5658	CZN5758	CZN6658	CZN6758	CZN5858	CZN6858
\$1,076	\$1,112	\$1,163	\$1,188	\$1,341	\$1,418
\$1,136	\$1,172	\$1,223	\$1,248	\$1,401	\$1,478
\$1,196	\$1,232	\$1,283	\$1,308	\$1,461	\$1,538
\$1,266	\$1,302	\$1,353	\$1,378	\$1,531	\$1,608
\$1,336	\$1,372	\$1,423	\$1,448	\$1,601	\$1,678
\$1,416	\$1,452	\$1,503	\$1,528	\$1,681	\$1,758
\$1,496	\$1,532	\$1,583	\$1,608	\$1,761	\$1,838
\$1,586	\$1,622	\$1,673	\$1,698	\$1,851	\$1,928
\$1,676	\$1,712	\$1,763	\$1,788	\$1,941	\$2,018
39 x 26 x 26	39 x 26 x 26	43 x 26 x 26	43 x 26 x 26	39 x 26 x 26	41 x 26 x 26
51.5 lbs	51.5 lbs	52 lbs	52 lbs	59 lbs	59 lbs
19.5	22	19.5	22	23	23
16.5 – 21.5	16.5 – 21.5	16.5 – 21.5	16.5 – 21.5	19.25 – 23.75	19.25 – 23.75
16 – 18	16 – 18	16 – 18	16 – 18	19 – 21	19 – 21
F5° – R10°	F8° – R18°	F5° – R10°	F8° – R18°	F5° – R10°	F5° – R10°
19	19	19	19	19	19
22 – 25	22 – 25	23 – 26	23 – 26	20 – 23	22 – 25
105° – 120°	105° – 120°	105° – 120°	105° – 120°	105° – 120°	105° – 120°
3	3	3	3	3	3
26	26	26	26	26	26
2 yd	2 yd	2 yd	2 yd	3 yd	3 yd
36 x 26 x 19	36 x 26 x 19	36 x 26 x 19	36 x 26 x 19	28 x 26 x 24	28 x 26 x 24
61.5 lbs	61.5 lbs	62 lbs	62 lbs	69 lbs	69 lbs
KD	KD	KD	KD	KD	KD

All measurements are nominal and shown in inches.
Specs may differ for stools.

Grade 1
Grade 2
Grade 3
Grade 4
Grade 5
Grade 6
Grade 7
Grade 8
Grade 9

Chair (H x W x D)
Chair Weight
Seat Width
Seat Height
Seat Depth
Seat Angle
Back Width
Back Height
Back Angle
Lumbar Range
Base Diameter
COM Yardage
Shipping Box (L x W x H)
Shipping Weight
Shipping Method




CZN6608-L5-R8

Step 2 — Add option codes after model number COZ5638 - __ - __

General			Casters/Glides		Chair Cylinders		Stool Cylinders				
CR	Cleanroom to Class 100	\$120	C1	Hard Floor	\$25	L1	3" Cylinder	\$0	L4	8" Cylinder	\$55
D2	Adjustable Lumbar Support	\$100				L13	7" Dual Stage	\$55	L5	10" Cylinder	\$55
E	ESD*	\$290	Bases			L14	10" Dual Stage	\$55	L7	7" Cylinder	\$55
N	N-dulgent® Memory Foam	\$125	B7	26" Black Aluminum	\$100	Headrest			Footrings for stool cylinders only		
N2	ThermaGel Memory Foam	\$150	B8	27" Brushed Aluminum	\$140	H6	Dual Pivot	\$280	R1	18" Black Plastic	\$60
			B14	28" Intensive Use Black	\$125	Matching upholstery			R2	20" Chrome	\$80
Finishes											
U1	Ballistic Upholstery	\$0									
Back outer											
			</								

Also available w/glides.

For additional stool options
see page 110.



C0G5654



Features

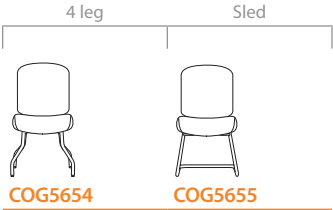
- Generous foam for optimal comfort
- Standard with upholstered back outer
- Passive weight dispersion design
- 2 base options

Standard Features

- No Arms
- Glides
- Black Frame

Step 1 — Model Number

Series Code	Back	Seat	Select an Arm	Select a Base
C0G Cozi Guest	5 Mid Back	6 Medium Seat	3 3" Adjustable <i>Fixed Width</i>	4 4-leg
			5 No Arms	
			6 C Loop	5 Sled
			7 Chrome Loop	
C0G	5	6	5	4



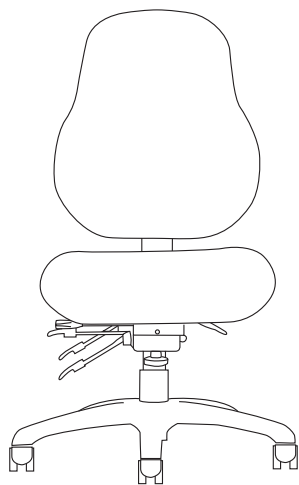
COG5654	COG5655	
\$913	\$979	Grade 1
\$973	\$1,039	Grade 2
\$1,033	\$1,099	Grade 3
\$1,103	\$1,169	Grade 4
\$1,173	\$1,239	Grade 5
\$1,253	\$1,319	Grade 6
\$1,333	\$1,399	Grade 7
\$1,423	\$1,489	Grade 8
\$1,513	\$1,579	Grade 9

37 x 20.5 x 24	36.5 x 20.5 x 24	Chair (H x W x D)
26.5 lbs	29.5 lbs	Chair Weight
19.5"	19.5"	Seat Width
18"	17.25"	Seat Height
18.5"	18.5"	Seat Depth
R3°	R4°	Seat Angle
19"	19"	Back Width
20"	20"	Back Height
109°	109°	Back Angle
20.5	20.5 x 23	Base Diameter
2 yd	2 yd	COM Yardage
30 x 27 x 39	30 x 27 x 39	Shipping Box (L x W x H)
36.5 lbs	39.5 lbs	Shipping Weight
FA	FA	Shipping Method

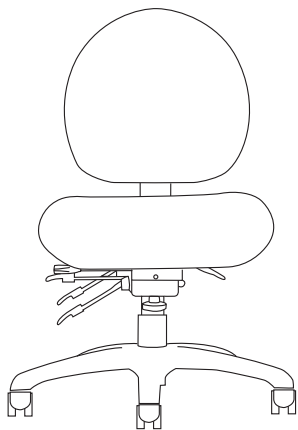
All measurements are nominal and shown in inches.

Step 2 — Add option code after model number COG5654 - __

General		
CB	Chrome Base	\$95



ES3256
High Back



ES2256
Mid Back

Features

- Up to 13 active adjustments
- Contoured seat design
- Passive weight dispersion design
- Generous foam for optimal comfort
- Only available in Top Shelf, Cloud 9™ or Revive™

Standard Features

- No Arms
- Carpet Casters
- 26" Black Base
- 5" Cylinder
- Seat Slider

Need it Now? 5-day Quick Ship

Only standard features are available as Quick Ship unless otherwise noted.

QUICK SHIP FABRICS

For available Quick Ship fabrics see page 8

QUICK SHIP ARMS

3	3" Adjustable Arms
5	No Arms
9	5-way Adjustable Arms

Step 1 — Model Number

Series Code	Select a Back	Seat	Select an Arm		Mech
ES E-Series	2 Mid Back 3 High Back	2 Medium Seat	0 4" Adjustable 2 Lateral Sliding 5 No Arms 9 5-way Adjustable	\$125 \$140 \$0 \$150	6 Multi-tilt
ES	3	2	0		6



ES2256	ES3256
\$847	\$847
\$887	\$887
35.75 x 26 x 26	40 x 26 x 26
52.5 lbs	58 lbs
20.5	20.5
17.5 – 22.5	17.5 – 22.5
16 – 18	16 – 18
F1° – R16°	F1° – R16°
17.5	19.5
17 – 21	21 – 25
102° – 120°	97° – 112°
4	4
26	26
2 yd	2 yd
28 x 26 x 24	28 x 26 x 24
62.5 lbs	68 lbs
KD	KD

Top Shelf
Cloud 9 or Revive

Chair (H x W x D)
Chair Weight
Seat Width
Seat Height
Seat Depth
Seat Angle
Back Width
Back Height
Back Angle
Lumbar Range
Arm Width
COM Yardage
Shipping Box (L x W x H)
Shipping Weight
Shipping Method

All measurements are nominal and shown in inches.
Specs may differ for stools.

Step 2 — Add option codes after model number ES3206 - __ - __

General		
F	Fring® Footrest <i>Only available on (B0) base</i>	\$50
Casters/Glides		
C1	Hard Floor	\$25

Chair Cylinders		
L1	3" Cylinder	\$0
L13	7" Dual Stage	\$55
L14	10" Dual Stage	\$55

Connexion® Arm		
Z1	Connexion Arm	\$350
Connexion® Arm Attachments		
A1	Tablet Holder <i>Requires (Z1) Connexion Arm</i>	\$149

Stool Options

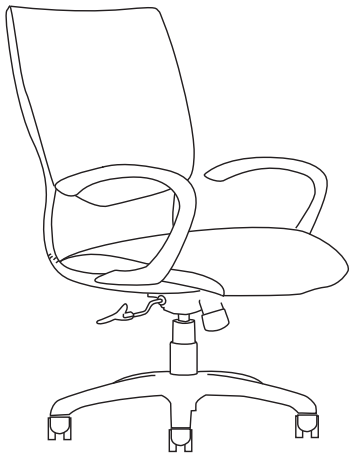
Stool Cylinders		
L4	8" Cylinder	\$55
L5	10" Cylinder	\$55
L7	7" Cylinder	\$55

Footrings for stool cylinders only		
R1	18" Black Plastic	\$60
R2	20" Chrome	\$80

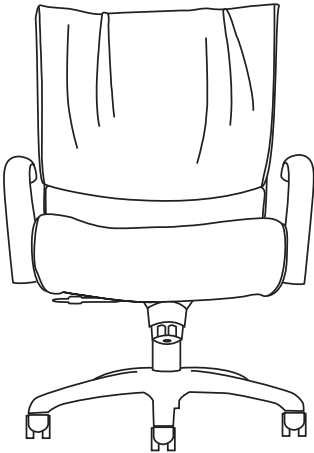
NeXtep® for stool cylinders only		
R8	8" w/Casters	\$185
R10	10" w/Casters	\$185
R18	8"/10" w/Casters	\$295
RW8	Wide 8" w/Casters	\$295
RW10	Wide 10" w/Casters	\$295

Also available w/glides.

For additional stool options
see page 110.



EMB2124
Pulled Fabric







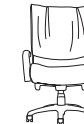


EMB2124-PT
Pillow Top

Features	Standard Features
<ul style="list-style-type: none">• Up to 4 active adjustments• Pillow top or pulled fabric upholstery• Passive weight dispersion design• Generous foam for optimal comfort• Built-in lumbar	<ul style="list-style-type: none">• C Loop Arms• Carpet Casters• 26" Black Base <div>TILT-SWIVEL</div> <ul style="list-style-type: none">• 5" Cylinder <div>KNEE-TILT</div> <ul style="list-style-type: none">• 3" Cylinder

Step 1 — Model Number

Series Code	Select a Back	Seat	Arm	Select a Base
EMB Embrace	1 Mid Back 2 High Back	1 Medium Seat	2 C Loop	4 Tilt-swivel 0 Knee-tilt
EMB	2	1	2	4

Tilt-swivel (Pulled)		Tilt-swivel (Pillow Top)		Knee-tilt (Pulled)		Knee-tilt (Pillow Top)		
								
EMB1124	EMB2124	EMB1124-PT	EMB2124-PT	EMB1120	EMB2120	EMB1120-PT	EMB2120-PT	
\$734	\$796	\$934	\$996	\$796	\$857	\$996	\$1,057	Grade 1
\$794	\$856	\$1,024	\$1,086	\$856	\$917	\$1,086	\$1,147	Grade 2
\$854	\$916	\$1,114	\$1,176	\$916	\$977	\$1,176	\$1,237	Grade 3
\$924	\$986	\$1,204	\$1,266	\$986	\$1,047	\$1,266	\$1,327	Grade 4
\$994	\$1,056	\$1,314	\$1,376	\$1,056	\$1,117	\$1,376	\$1,437	Grade 5
\$1,074	\$1,136	\$1,464	\$1,526	\$1,136	\$1,197	\$1,526	\$1,587	Grade 6
\$1,154	\$1,216	\$1,634	\$1,696	\$1,216	\$1,277	\$1,696	\$1,757	Grade 7
\$1,244	\$1,306	\$1,824	\$1,886	\$1,306	\$1,367	\$1,886	\$1,947	Grade 8
\$1,334	\$1,396	\$2,014	\$2,076	\$1,396	\$1,457	\$2,076	\$2,137	Grade 9
36 x 26 x 26	40 x 26 x 26	36 x 26 x 26	40 x 26 x 26	38.5 x 26 x 28	42.5 x 26 x 28	38.5 x 26 x 28	42.5 x 26 x 28	Chair (H x W x D)
57 lbs	57 lbs	57 lbs	57 lbs	57 lbs	57 lbs	57 lbs	57 lbs	Chair Weight
21	21	21	21	21	21	21	21	Seat Width
15.5 – 20.5	15.5 – 20.5	15.5 – 20.5	15.5 – 20.5	18 – 21	18 – 21	18 – 21	18 – 21	Seat Height
19.5	19.5	19.5	19.5	19.5	19.5	19.5	19.5	Seat Depth
R6° – F23°	R6° – F23°	R6° – F23°	R6° – F23°	R7° – F24°	R7° – F24°	R7° – F24°	R7° – F24°	Seat Angle
22	22	22	22	22	22	22	22	Back Width
22	25	22	25	22	25	22	25	Back Height
N/A	N/A	N/A	N/A	N/A	N/A	N/A	N/A	Back Angle
8	8	8	8	8	8	8	8	Arm Height
21.75	21.75	21.75	21.75	21.75	21.75	21.75	21.75	Arm Width
26	26	26	26	26	26	26	26	Base Diameter
2 yd	2 yd	2 yd	2 yd	2 yd	2 yd	2 yd	2 yd	COM Yardage – <i>Pulled</i>
4.5 yd	4.5 yd	4.5 yd	4.5 yd	4.5 yd	4.5 yd	4.5 yd	4.5 yd	COM Yardage – <i>Pillow Top</i>
37 x 23 x 22	37 x 23 x 22	37 x 23 x 22	37 x 23 x 22	37 x 23 x 22	37 x 23 x 22	37 x 23 x 22	37 x 23 x 22	Shipping Box (L x W x H)
67 lbs	67 lbs	67 lbs	67 lbs	67 lbs	67 lbs	67 lbs	67 lbs	Shipping Weight
KD	KD	KD	KD	KD	KD	KD	KD	Shipping Method

All measurements are nominal and shown in inches.

Not available in Cloud 9™, M Plus, Revive™ or Top Shelf upholstery.

Step 2 — Add option code after model number EMB2124 - __

Finishes			Cylinders			Casters/Glides		
CP	Chrome Package	\$295	L13	7" Dual Stage	\$55	C1	Hard Floor	\$25
	Chrome loop arm & polished aluminum base.		L14	10" Dual Stage	\$55			
	Ships fully assembled							



EMC022
Pulled Fabric

Features





- Generous amount of foam in seat and back
- Fully upholstered back
- Sturdy, cantilever steel base

Standard Features

- No Arms
- Black Cantilever Base

Step 1 — Model Number

Series Code		Back	Seat	Select an Arm	
EMC	Embrace Guest	0Mid Back	2Medium Seat	0No Arms	2C Loop
EMC		0	2	2	

w/o Arms (Pulled)	w/o Arms (Pillow Top)	w/Arms (Pulled)	w/Arms (Pillow Top)
			
EMC020	EMC020-PT	EMC022	EMC022-PT
\$617	\$817	\$719	\$919
\$677	\$907	\$779	\$1,009
\$737	\$997	\$839	\$1,099
\$807	\$1,087	\$909	\$1,189
\$877	\$1,197	\$979	\$1,299
\$957	\$1,347	\$1,059	\$1,449
\$1,037	\$1,517	\$1,139	\$1,619
\$1,127	\$1,707	\$1,229	\$1,809
\$1,217	\$1,897	\$1,319	\$1,999

Grade 1
Grade 2
Grade 3
Grade 4
Grade 5
Grade 6
Grade 7
Grade 8
Grade 9

38.5 x 25 x 28	38.5 x 25 x 28	38.5 x 25 x 28	38.5 x 25 x 28
49 lbs	49 lbs	49 lbs	49 lbs
21	21	21	21
20	20	20	20
20.5	20.5	20.5	20.5
21	21	21	21
22	22	22	22
2 yd	2 yd	2 yd	2 yd
4.5 yd	4.5 yd	4.5 yd	4.5 yd
29 x 26.5 x 38	29 x 26.5 x 38	29 x 26.5 x 38	29 x 26.5 x 38
59 lbs	59 lbs	59 lbs	59 lbs
FA	FA	FA	FA

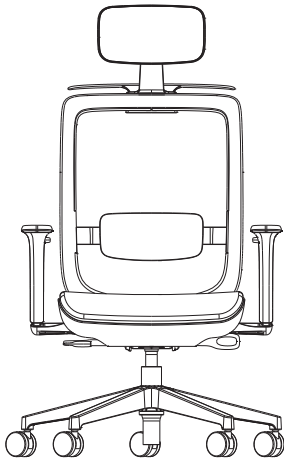
Chair (H x W x D)
Chair Weight
Seat Width
Seat Height
Seat Depth
Back Width
Back Height
COM Yardage – *Pulled Fabric*
COM Yardage – *Pillow Top*
Shipping Box (L x W x H)
Shipping Weight
Shipping Method

All measurements are nominal and shown in inches.
Not available in Cloud 9™, M Plus, Revive™ or Top Shelf upholstery.

Step 2 — Add option codes after model number EMC022 - __ - __

General

CB	Chrome Base	\$95
CP	Chrome Package	\$295
	<i>Chrome loop arm & polished aluminum base</i>	



ICON4603-H2

Task/Conference

Features	Standard Features
<ul style="list-style-type: none">• Medium gray mesh back• Gray & black frame combination• Replaceable/removable upholstered seat cushion – clips into place with no tools required• Adjustable & removable lumbar support (easily slide up & down with no levers)• Weight sensing mechanism without tension knob• Finished seat bottom shell conceals mechanism• 3 adjustment levers – height, synchro-tilt & seat slider	<ul style="list-style-type: none">• No Arms• Carpet Casters• 26" Black Base• 5" Cylinder• Seat Slider• N-dulgent® Memory Foam• Adjustable Lumbar

Need it Now? 5-day Quick Ship

Only standard features are available as Quick Ship unless otherwise noted.

QUICK SHIP ARMS

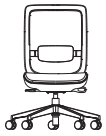
0	1D
5	No Arms

QUICK SHIP FABRICS

For available Quick Ship fabrics see page 8.

Step 1 — Model Number

Series Code	Select a Back	Seat	Select an Arm	Mech
ICON Icon	4 Mesh Back 5 Upholstered Back	6 Medium Seat	0 1D \$40 3 3D \$70 5 No Arms \$0	3 Weight Sensitive
ICON	4	6	0	3



ICON4653



ICON5653

\$717	\$867	Grade 1
\$747	\$927	Grade 2
\$777	\$987	Grade 3
\$817	\$1,057	Grade 4
\$857	\$1,127	Grade 5
\$907	\$1,207	Grade 6
\$957	\$1,287	Grade 7
\$1,017	\$1,377	Grade 8
\$1,077	\$1,467	Grade 9

36.5 x 26 x 26	36.5 x 26 x 26	Chair (H x W x D)
36.5 lbs	36.5 lbs	Chair Weight
18.5	18.5	Seat Width
16 – 21	16 – 21	Seat Height
18 – 20	18 – 20	Seat Depth
R3° – R6°	R3° – R6°	Seat Angle
18	18	Back Width
20.5	20.5	Back Height
104° – 128°	104° – 128°	Back Angle
2.5	2.5	Lumbar Range
26	26	Base Diameter
1 yd	2 yd	COM Yardage
27 x 23 x 33	27 x 23 x 33	Shipping Box (L x W x H)
46.5 lbs	46.5 lbs	Shipping Weight
KD	KD	Shipping Method

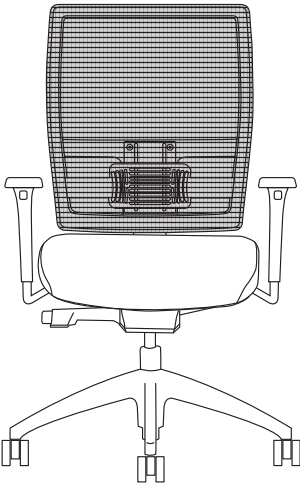
All measurements are nominal and shown in inches.
Specs may differ for stools.

ICONSC — Replacement Seat Cover	
Grade 1	\$100
Grade 2	\$130
Grade 3	\$160
Grade 4	\$200
Grade 5	\$240
Grade 6	\$290
Grade 7	\$340
Grade 8	\$400
Grade 9	\$460

Step 2 — Add option codes after model number ICON4603 - __ - __

General			Casters/Glides			Headrests			Stool Cylinders		
N2	ThermaGel Memory Foam	\$90	C1	Hard Floor	\$25	H1	Headrest	\$60	L4	8" Cylinder	\$55
			C2	Glides	\$25		Matching upholstery		L5	10" Cylinder	\$55
Bases			Cylinders			H2	Headrest w/Coat Hanger	\$90	L7	7" Cylinder	\$55
							Matching upholstery		Footrings for stool cylinders only		
B24	26" Polished Aluminum	\$90	L13	7" Dual Stage	\$55				R1	18" Black Plastic	\$60
			L14	10" Dual Stage	\$55				R2	20" Chrome	\$80
									NeXtep® for stool cylinders only		
									R9	10" w/Glides	\$135
									R10	10" w/Casters	\$185
									R21	10"/12" w/Glides	\$235
									R22	10"/12" w/Casters	\$295
									RW9	Wide 10" w/Glides	\$235
									RW10	Wide 10" w/Casters	\$295

For additional stool options
see page 110.



KN04653

Task/Conference

- Features
- Mid and high mesh back options
 - Adjustable lumbar support (easily slide up & down with no levers)
 - Weight sensing mechanism without tension knob
 - Height adjustable back
 - Intuitive ergonomics
- Standard Features
- No Arms
 - Carpet Casters
 - 26" High Crown Black Base
 - 5" Cylinder
 - Seat Slider
 - Adjustable Lumbar
 - Black Mesh

Need it Now? 5-day Quick Ship

QS Denotes Quick Ship models.

Only standard features are available as Quick Ship unless otherwise noted.



QUICK SHIP ARMS









3	3D
5	No Arms

QUICK SHIP FABRICS

For available Quick Ship fabrics see page 8.

Step 1 — Model Number

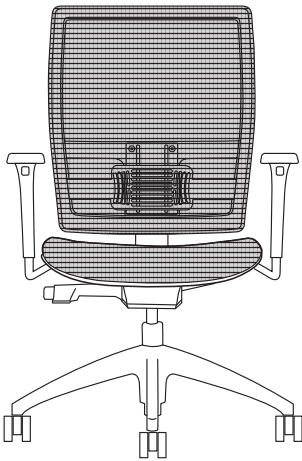
Series Code		Select a Back		Select a Seat		Select an Arm		Select a Mech		
KNO	Knomi	4	Mesh Mid Back	6	Medium Seat	0	Fixed	\$75	2	Synchro
		6	Mesh High Back	7	Large Seat	3	3D	\$75		
						4	4D	\$150		
						5	No Arms	\$0		
						6	3D Chrome	\$175		
						7	Chrome Loop	\$295		
						8	4D Chrome	\$250		
										3
										
KNO		6		6		3			2	

Synchro				Weight Sensitive				
 KNO4652	 KNO4752	 KNO6652	 KNO6752	 KNO4653	 KNO4753	 KNO6653	 KNO6753	
\$865	\$905	\$965	\$1,005	\$825	\$865	\$925	\$965	Grade 1
\$895	\$935	\$995	\$1,035	\$855	\$895	\$955	\$995	Grade 2
\$925	\$965	\$1,025	\$1,065	\$885	\$925	\$985	\$1,025	Grade 3
\$965	\$1,005	\$1,065	\$1,105	\$925	\$965	\$1,025	\$1,065	Grade 4
\$1,005	\$1,045	\$1,105	\$1,145	\$965	\$1,005	\$1,065	\$1,105	Grade 5
\$1,055	\$1,095	\$1,155	\$1,195	\$1,015	\$1,055	\$1,115	\$1,155	Grade 6
\$1,105	\$1,145	\$1,205	\$1,245	\$1,065	\$1,105	\$1,165	\$1,205	Grade 7
\$1,165	\$1,205	\$1,265	\$1,305	\$1,125	\$1,165	\$1,225	\$1,265	Grade 8
\$1,225	\$1,265	\$1,325	\$1,365	\$1,185	\$1,225	\$1,285	\$1,325	Grade 9
35.5 x 26 x 26	35.5 x 26 x 26	40.5 x 26 x 26	40.5 x 26 x 26	35 x 26 x 26	35 x 26 x 26	40 x 26 x 26	40 x 26 x 26	Chair (H x W x D)
28 lbs	28 lbs	29 lbs	29 lbs	28 lbs	28 lbs	29 lbs	29 lbs	Chair Weight
19.5	21	19.5	21	19.5	21	19.5	21	Seat Width
17.25 – 22.25	17.25 – 22.25	17.25 – 22.25	17.25 – 22.25	17 – 22	17 – 22	17 – 22	17 – 22	Seat Height
17 – 19	17.5 – 19.5	17 – 19	17.5 – 19.5	17 – 19	17.5 – 19.5	17 – 19	17.5 – 19.5	Seat Depth
0° – R5.5°	0° – R5.5°	0° – R5.5°	0° – R5.5°	0° – R5.5°	0° – R5.5°	0° – R5.5°	0° – R5.5°	Seat Angle
20	20	19.5	19.5	20	20	19.5	19.5	Back Width
17 – 19	17 – 19	22 – 24	22 – 24	17 – 19	17 – 19	22 – 24	22 – 24	Back Height
102° – 123°	102° – 123°	102° – 123°	102° – 123°	102° – 123°	102° – 123°	102° – 123°	102° – 123°	Back Angle
3.5 – 8.5	3.5 – 8.5	3.5 – 8.5	3.5 – 8.5	3.5 – 8.5	3.5 – 8.5	3.5 – 8.5	3.5 – 8.5	Lumbar Range
26	26	26	26	26	26	26	26	Base Diameter
1	1	1	1	1	1	1	1	COM Yardage
36 x 26 x 19	36 x 26 x 19	36 x 26 x 19	36 x 26 x 19	36 x 26 x 19	36 x 26 x 19	36 x 26 x 19	36 x 26 x 19	Shipping Box (L x W x H)
38 lbs	38 lbs	39 lbs	39 lbs	38 lbs	38 lbs	39 lbs	39 lbs	Shipping Weight
KD	KD	KD	KD	KD	KD	KD	KD	Shipping Method

All measurements are nominal and shown in inches.

Step 2 — Add option codes after model number KNO5636 - _ - _

General			Mesh Color			Casters/Glides			Cylinders		
N	N-dulgent® Memory Foam	\$75	M1	Navy	\$50	C1	Hard Floor	\$25	L1	3" Cylinder	\$0
N2	ThermaGel Memory Foam	\$90	M3	Beige	\$50	C2	Glides	\$25			
			M5	Silver	\$50	C8	Chrome Carpet	\$90		Headrest	
						C9	Chrome Hard Floor	\$100	H	Headrest	\$95
										Black vinyl	
			Bases								
			B15	26" High Crown Polished Aluminum	\$55						



KNO6353

Task/Conference

Features

- Breathable mesh seat & back
- Adjustable lumbar
- Height adjustable back
- Intuitive ergonomics

Standard Features

- No Arms
- Carpet Casters
- 26" High Crown Black Base
- 5" Cylinder
- Seat Slider
- Adjustable Lumbar
- Black Mesh

Need it Now? 5-day Quick Ship

Only standard features are available as Quick Ship unless otherwise noted.

QUICK SHIP ARMS

- | | |
|---|---------|
| 3 | 3D |
| 5 | No Arms |

QUICK SHIP FABRICS

For available Quick Ship fabrics see page 8.

Step 1 — Model Number

Series Code
KNO Knomi

Select a Back
4 Mesh Mid Back
6 Mesh High Back

Select a Seat
3 Mesh Seat

Select an Arm	
0 Fixed	\$75
3 3D	\$75
4 4D	\$150
5 No Arms	\$0
6 3D Chrome	\$175
7 Chrome Loop	\$295
8 4D Chrome	\$250

Select a Mech
2 Synchro

3 Weight Sensitive



KNO

6

3

3

2

Synchro		Weight Sensitive	
			
KNO4352	KNO6352	KNO4353	KNO6353
\$939	\$989	\$899	\$949

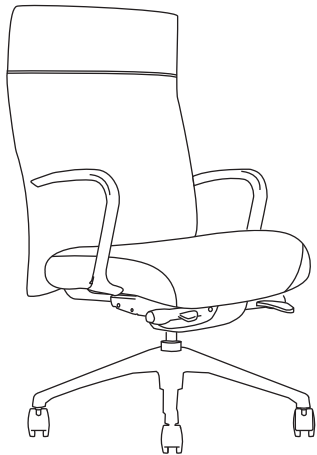
Mesh

35.5 x 26 x 26	40.5 x 26 x 26	35.5 x 26 x 26	40.5 x 26 x 26	Chair (H x W x D)
28 lbs	29 lbs	28 lbs	29 lbs	Chair Weight
20	20	20	20	Seat Width
16.5 – 21.5	16.5 – 21.5	16.25 – 21.25	16.25 – 21.25	Seat Height
17 – 19	17 – 19	17 – 19	17 – 19	Seat Depth
F1° – R4.5°	F1° – R4.5°	F1° – R4.5°	F1° – R4.5°	Seat Angle
20	19.5	20	19.5	Back Width
17 – 19	22 – 24	17 – 19	22 – 24	Back Height
102° – 123°	102° – 123°	102° – 123°	102° – 123°	Back Angle
3.5 – 8.5	3.5 – 8.5	3.5 – 8.5	3.5 – 8.5	Lumbar Range
26	26	26	26	Base Diameter
N/A	N/A	N/A	N/A	COM Yardage
36 x 26 x 19	36 x 26 x 19	36 x 26 x 19	36 x 26 x 19	Shipping Box (L x W x H)
38 lbs	39 lbs	38 lbs	39 lbs	Shipping Weight
KD	KD	KD	KD	Shipping Method

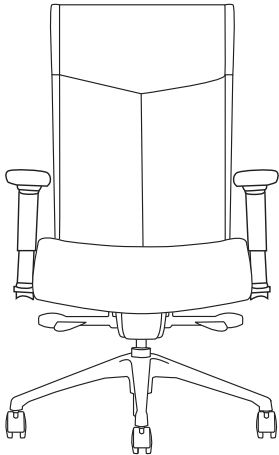
All measurements are nominal and shown in inches.

Step 2 — Add option codes after model number KNO6332 - __ - __

Bases		Casters/Glides		Cylinders	
B15 26" High Crown	\$55	C0 Carpet	\$0	L1 3" Cylinder	\$0
Polished Aluminum		C1 Hard Floor	\$25		
		C2 Glides	\$25	Headrest	
		C8 Chrome Carpet	\$90	H Headrest	\$95
		C9 Chrome Hard Floor	\$100	Black vinyl	




NV3402









NV4122
Pillow Top

Features	Standard Features
<ul style="list-style-type: none">• Up to 13 active adjustments• High back with built-in lumbar• Contoured seat with waterfall• Passive weight dispersion design• Removable inner pad in upper back <p><i>Only available on (4) back</i></p>	<ul style="list-style-type: none">• Lateral Sliding Arms• 26" High Crown Black Base• Carpet Casters• 3" Cylinder• Seat Slider

Step 1 — Model Number

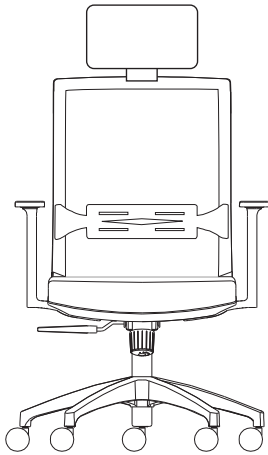
Series Code	Select a Back	Select a Seat	Select an Arm	Mech
<div>NV</div> <div>NV</div>	<div>3High Back</div> <div>4High Back, Pillow Top</div>	<div>1Medium Seat, Pillow Top</div> <div>2Large Seat, Pillow Top</div> <div>4Medium Seat</div>	<div>0Polished Aluminum Loop\$0</div> <div>2Lateral Sliding\$0</div> <div>5No Arms(\$100)</div>	<div>2Synchro</div> <div></div>
<div>NV</div>	<div>4</div>	<div>1</div>	<div>2</div>	<div>2</div>

						
NV3422	NV3122	NV3222	NV4422	NV4122	NV4222	
\$1,377	\$1,428	\$1,479	\$1,479	\$1,530	\$1,581	Grade 1
\$1,447	\$1,498	\$1,549	\$1,549	\$1,600	\$1,651	Grade 2
\$1,517	\$1,568	\$1,619	\$1,619	\$1,670	\$1,721	Grade 3
\$1,597	\$1,648	\$1,699	\$1,699	\$1,750	\$1,801	Grade 4
\$1,677	\$1,728	\$1,779	\$1,779	\$1,830	\$1,881	Grade 5
\$1,767	\$1,818	\$1,869	\$1,869	\$1,920	\$1,971	Grade 6
\$1,857	\$1,908	\$1,959	\$1,959	\$2,010	\$2,061	Grade 7
\$1,957	\$2,008	\$2,059	\$2,059	\$2,110	\$2,161	Grade 8
\$2,057	\$2,108	\$2,159	\$2,159	\$2,210	\$2,261	Grade 9
41.5 x 26 x 26	41.5 x 26 x 26	41.5 x 26 x 26	42 x 26 x 26	42 x 26 x 26	42 x 26 x 26	Chair (H x W x D)
45.5 lbs	45.5 lbs	45.5 lbs	46.5 lbs	46.5 lbs	46.5 lbs	Chair Weight
19.5	20.5	20.5	19.5	20.5	20.5	Seat Width
18 – 21	19.5 – 22.5	19.5 – 22.5	18 – 21	19.5 – 22.5	19.5 – 22.5	Seat Height
18.5 – 21.5	15.5 – 18.5	19 – 22	18.5 – 21	18 – 20.5	18 – 20.5	Seat Depth
F5° – R10°	F5° – R10°	F5° – R10°	F6° – 12°	F8° – R14°	F8° – R14°	Seat Angle
19	19	19	19	19	19	Back Width
23.5 – 27.5	23.5 – 27.5	23.5 – 27.5	24 – 28	23.5 – 27.5	23.5 – 27.5	Back Height
100° – 115°	100° – 115°	100° – 115°	98° – 114°	100° – 115°	100° – 115°	Back Angle
4	4	4	4	4	4	Lumbar Range
26	26	26	26	26	26	Base Diameter
2.25 yd	2.25 yd	2.25 yd	3 yd	3 yd	3 yd	COM Yardage
28 x 28 x 42	28 x 28 x 42	28 x 28 x 42	28 x 28 x 42	28 x 28 x 42	28 x 28 x 42	Shipping Box (L x W x H)
65.5 lbs	65.5 lbs	65.5 lbs	66.5 lbs	66.5 lbs	66.5 lbs	Shipping Weight
FA	FA	FA	FA	FA	FA	Shipping Method

All measurements are nominal and shown in inches.
Not available in Cloud 9™, M Plus, Revive™ or Top Shelf upholstery.

Step 2 — Add option codes after model number NV4122 - _ - _

General			Casters/Glides			Bases			Cylinders		
D2	Adjustable Lumbar Support	\$100	C0	Carpet	\$0	B0	26" Black	\$0	L3	5" Cylinder	\$0
	<i>Not available on (3) back</i>		C1	Hard Floor	\$25	B6	26" Polished Aluminum	\$140	L13	7" Dual Stage	\$55
Finishes			C8	Chrome Carpet	\$90	B15	26" High Crown Polished Aluminum	\$55	L14	10" Dual Stage	\$55
J	Upholstered Arm Pad	\$65	C9	Chrome Hard Floor	\$100	B16	26" High Crown Black	\$0			
	<i>Only available on (2) arm</i>										



REN4604-H

Features

- Black mesh back & frame
- Tilt-swivel mechanism
- Heavy-duty casters & base

Standard Features

- No Arms
- Carpet Casters
- 26" Black Base
- 5" Cylinder
- Adjustable Lumbar

Need it Now? 5-day Quick Ship

Only standard features are available as Quick Ship unless otherwise noted.

QUICK SHIP ARMS

- 0 Adjustable Arms
- 5 No Arms

QUICK SHIP FABRICS

For available Quick Ship fabrics see page 8.

Step 1 — Model Number

Series Code		Back	Seat	Select an Arm		Mech
REN	Renati	4 Mesh Back	6 Medium Seat	0 Adjustable Arms	\$40	4 Tilt-swivel
				5 No Arms	\$0	
REN		4	6	0		4

**REN4654**

\$507	Grade 1
\$537	Grade 2
\$567	Grade 3
\$607	Grade 4
\$647	Grade 5
\$697	Grade 6
\$747	Grade 7
\$807	Grade 8
\$867	Grade 9

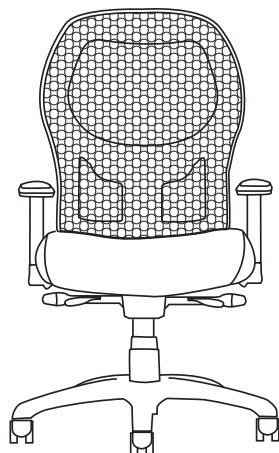
37 x 26 x 26	Chair (H x W x D)
28.5 lbs	Chair Weight
19.5	Seat Width
16 – 21	Seat Height
18.5	Seat Depth
F1° – R16°	Seat Angle
17.5	Back Width
21	Back Height
100° – 125°	Back Angle
2.5	Lumbar Range
26	Base Diameter
1 yd	COM Yardage
27 x 23 x 33	Shipping Box (L x W x H)
38.5 lbs	Shipping Weight
KD	Shipping Method

All measurements are nominal and shown in inches.
Specs may differ for stools.

Step 2 — Add option codes after model number REN4604 - __ - __ -

General			Casters/Glides		Headrest		Stool Cylinders	
N	N-dulgent® Memory Foam	\$75	C0	Carpet	\$0	H	Headrest	\$60
N2	ThermaGel Memory Foam	\$90	C1	Hard Floor	\$25		<i>Matching upholstery</i>	
			C2	Glides	\$25			
Bases			Cylinders		Footrings for stool cylinders only		NeXtep® for stool cylinders only	
B24	26" Polished Aluminum	\$90	L13	7" Dual Stage	\$55	R1	18" Black Plastic	\$60
			L14	10" Dual Stage	\$55	R2	20" Chrome	\$80
						R9	10" w/Glides	\$135
						R10	10" w/Casters	\$185
						R21	10"/12" w/Glides	\$235
						R22	10"/12" w/Casters	\$295
						RW9	Wide 10" w/Glides	\$235
						RW10	Wide 10" w/Casters	\$295

For additional stool options
see page 110.



RCT4632

Features

- Up to 13 active adjustments
- High mesh back & contoured seat design
- Passive weight dispersion design
- Generous foam for optimal comfort
- Convert mesh back to upholstered w/optional sleeve
- Independent lumbar adjustment
- 2 headrest options

Standard Features

- No Arms
- 26" Black Base
- Carpet Casters
- 5" Cylinder
- Adjustable Lumbar

Need it Now? 5-day Quick Ship

Only standard features are available as Quick Ship unless otherwise noted.

QUICK SHIP ARMS

- | | |
|---|------------------|
| 3 | 3" Adjustable |
| 5 | No Arms |
| 9 | 5-way Adjustable |

QUICK SHIP FABRICS

For available Quick Ship fabrics see page 8.

Step 1 — Model Number

Series Code	Back	Select a Seat	Select an Arm	Select a Mech
RCT Right Chair	4 Mesh Back	6 Medium Seat 7 Large Seat	0 4" Adjustable \$125 1 4" Adjustable w/Pivot \$150 2 Lateral Sliding \$140 3 3" Adjustable \$75 4 Swing \$295 5 No Arms \$0 6 C Loop \$75 7 Chrome Loop \$75 8 360° NP \$175 <i>Only available on (2) synchro mech</i> 9 5-way Adjustable \$150	2 Synchro  6 Multi-tilt 
RCT	4	6	3	2

Synchro		Multi-tilt	
			
RCT4652	RCT4752	RCT4656	RCT4756
\$842	\$893	\$918	\$969
\$872	\$923	\$948	\$999
\$902	\$953	\$978	\$1,029
\$942	\$993	\$1,018	\$1,069
\$982	\$1,033	\$1,058	\$1,109
\$1,032	\$1,083	\$1,108	\$1,159
\$1,082	\$1,133	\$1,158	\$1,209
\$1,142	\$1,193	\$1,218	\$1,269
\$1,202	\$1,253	\$1,278	\$1,329

40.5 × 26 × 26	40.5 × 26 × 26	39.5 × 26 × 26	39.5 × 26 × 26
37 lbs	37 lbs	48 lbs	48.5 lbs
19.5	22	19.5	22
16.5 – 21.5	16.5 – 21.5	15.25 – 20.25	15.25 – 20.25
16.5 – 19.5	16.5 – 19.5	16 – 18	19 – 21
F5° – R14°	F5° – R14°	F6° – R11°	F8° – R18°
19	19	19	19
23	23	23	23
102° – 120°	102° – 120°	100° – 115°	100° – 115°
4	4	4	4
26	26	26	26
1 yd	1 yd	1 yd	1 yd
28 × 26 × 24	28 × 26 × 24	28 × 26 × 24	28 × 26 × 24
47 lbs	47 lbs	58 lbs	58.5 lbs
KD	KD	KD	KD

Grade 1
Grade 2
Grade 3
Grade 4
Grade 5
Grade 6
Grade 7
Grade 8
Grade 9

Chair (H x W x D)
Chair Weight
Seat Width
Seat Height
Seat Depth (OPTIONAL)
Seat Angle
Back Width
Back Height
Back Angle
Lumbar Range
Base Diameter
COM Yardage
Shipping Box (L x W x H)
Shipping Weight
Shipping Method

All measurements are nominal and shown in inches.

Step 2 — Add option codes after model number RCT4632 - __ - __

General			Back Sleeve – Back of sleeve made w/Spacer			Bases			Connexion® Arm		
F	Fring® Footrest	\$50	S1	Grade 1	\$110	B6	26" Polished Aluminum	\$140	Z1	Connexion Arm	\$350
	Only available on (B0) base		S2	Grade 2	\$160	B7	26" Black Aluminum	\$100		Not available with (6) & (7) arm	
J	Upholstered Arm Pad	\$65	S3	Grade 3	\$200	B8	27" Brushed Aluminum	\$140	Connexion® Arm Attachments		
	Only available on (2) arm		S4	Grade 4	\$240	Cylinders			A1	Tablet Holder	\$149
N	N-dulgent® Memory Foam	\$75	S5	Grade 5	\$280	L1	3" Cylinder	\$0		Requires (Z1) Connexion Arm	
N2	ThermaGel Memory Foam	\$90	S6	Grade 6	\$330	L13	7" Dual Stage	\$55			
S	Seat Slider	\$75	S7	Grade 7	\$380	L14	10" Dual Stage	\$55			
			S8	Grade 8	\$430	Headrests					
			S9	Grade 9	\$480	HE	Height Adjustable	\$60			
			Not available with a headrest				Black vinyl				
			Casters/Glides			H5	Dual Pivot	\$280			
			C1	Hard Floor	\$25		Black faux leather				
			C2	Glides	\$25						

Right Chair®
Stool



RCT4651

Task/Conference

Features

- High mesh back & contoured seat design
- Passive weight dispersion design
- Generous foam for optimal comfort
- Convert mesh back to upholstered with optional sleeve
- Independent lumbar adjustment
- 2 headrest options

Standard Features

- No Arms
- 26" Black Base
- Carpet Casters
- 8" Cylinder
- Adjustable Lumbar

Need it Now? 5-day Quick Ship

Only standard features are available as Quick Ship unless otherwise noted.

QUICK SHIP ARMS







- | | |
|---|------------------|
| 3 | 3" Adjustable |
| 5 | No Arms |
| 9 | 5-way Adjustable |

QUICK SHIP FABRICS

For available Quick Ship fabrics see page 8.

Step 1 — Model Number

Series Code		Back	Select a Seat		Select an Arm		Select a Mech	
RCT	Right Chair	4 Mesh Back	6	Medium Seat	0	4" Adjustable	1	Basic
			7	Large Seat	1	4" Adjustable w/Pivot	8	Standard
					2	Lateral Sliding		
					3	3" Adjustable		
					4	Swing		
					5	No Arms		
					6	C Loop		
					7	Chrome Loop		
					8	360° NP		
					9	5-way Adjustable		
							9	Deluxe-tilt
RCT		4	6		3		8	

Basic		Standard		Deluxe-tilt	
					
RCT4651	RCT4751	RCT4658	RCT4758	RCT4659	RCT4759
\$857	\$908	\$877	\$928	\$898	\$949
\$887	\$938	\$907	\$958	\$928	\$979
\$917	\$968	\$937	\$988	\$958	\$1,009
\$957	\$1,008	\$977	\$1,028	\$998	\$1,049
\$997	\$1,048	\$1,017	\$1,068	\$1,038	\$1,089
\$1,047	\$1,098	\$1,067	\$1,118	\$1,088	\$1,139
\$1,097	\$1,148	\$1,117	\$1,168	\$1,138	\$1,189
\$1,157	\$1,208	\$1,177	\$1,228	\$1,198	\$1,249
\$1,217	\$1,268	\$1,237	\$1,288	\$1,258	\$1,309
44.5 x 26 x 26	44.5 x 26 x 26	45 x 26 x 26	45 x 26 x 26	45 x 26 x 26	45 x 26 x 26
34.5 lbs	34.5 lbs	45.5 lbs	45.5 lbs	46 lbs	46 lbs
19.5	22	19.5	22	19.5	22
21 – 29	21.25 – 29.25	22.5 – 30.5	22.5 – 30.5	22.5 – 30.5	22.5 – 30.5
17 – 18	17 – 18	15.5 – 17.5	15.5 – 17.5	15.5 – 17.5	15.5 – 17.5
R4°	R4°	R3°	R3°	R4°	R4°
19	19	19	19	19	19
23	23	23	23	23	23
102°	102°	95° – 99°	95° – 99°	95° – 99°	95° – 99°
4	4	4	4	4	4
26	26	26	26	26	26
1 yd	1 yd	1 yd	1 yd	1 yd	1 yd
28 x 26 x 24	28 x 26 x 24	28 x 26 x 24	28 x 26 x 24	28 x 26 x 24	28 x 26 x 24
44.5 lbs	44.5 lbs	55.5 lbs	55.5 lbs	56 lbs	56 lbs
KD	KD	KD	KD	KD	KD

Grade 1
Grade 2
Grade 3
Grade 4
Grade 5
Grade 6
Grade 7
Grade 8
Grade 9

Chair (H x W x D)
 Chair Weight
 Seat Width
 Seat Height
 Seat Depth (OPTIONAL)
 Seat Angle
 Back Width
 Back Height
 Back Angle
 Lumbar Range
 Base Diameter
 COM Yardage
 Shipping Box (L x W x H)
 Shipping Weight
 Shipping Method

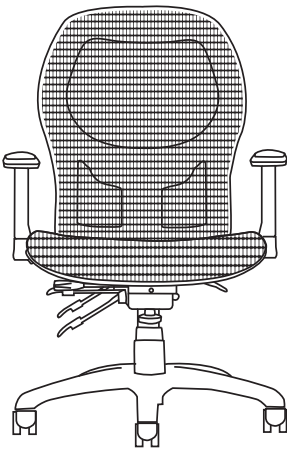
All measurements are nominal and shown in inches.

Step 2 — Add option codes after model number RCT4638 - __ - __

General			Casters/Glides			Chair Cylinders			Footrings for stool cylinders only		
J	Upholstered Arm Pad	\$65	C1	Hard Floor	\$25	L1	3" Cylinder	\$0	R1	18" Black Plastic	\$60
	<i>Only available on (2) arm</i>		C2	Glides	\$25	L3	5" Cylinder	\$0	R2	20" Chrome	\$80
N	N-dulgent® Memory Foam	\$75	Bases			L13	7" Dual Stage	\$0	NeXtep® for stool cylinders only		
N2	ThermaGel Memory Foam	\$90	B6	26" Polished Aluminum	\$140	L14	10" Dual Stage	\$0	R8	8" w/Casters	\$185
Back Sleeve – Back of sleeve made w/Spacer			Headrests			Stool Cylinders			R10	10" w/Casters	\$185
S1	Grade 1	\$110	HE	Height Adjustable	\$60	L5	10" Cylinder	\$0	R18	8"/10" w/Casters	\$295
S2	Grade 2	\$160		<i>Black vinyl</i>		L7	7" Cylinder	\$0	RW8	Wide 8" w/Casters	\$295
S3	Grade 3	\$200	H5	Dual Pivot	\$280	Connexion® Arm			RW10	Wide 10" w/Casters	\$295
S4	Grade 4	\$240		<i>Black faux leather</i>		Z1	Connexion Arm	\$350	<i>Also available w/glides.</i>		
S5	Grade 5	\$280	Connexion® Arm Attachments			<i>Not available with (6) & (7) arm</i>					
S6	Grade 6	\$330	A1	Tablet Holder	\$149						
S7	Grade 7	\$380	<i>Requires (Z1) Connexion Arm</i>								
S8	Grade 8	\$430									
S9	Grade 9	\$480									
Not available with a headrest											

For additional stool options
 see page 110.

Right Chair® Mesh



RCT5336

Task/Conference

Features	Standard Features
<ul style="list-style-type: none">Breathable mesh seat & backAdjustable lumbar2 headrest options	<ul style="list-style-type: none">No Arms26" Black BaseCarpet Casters5" CylinderAdjustable Lumbar

Need it Now? 5-day Quick Ship

Only standard features are available as Quick Ship unless otherwise noted.

QUICK SHIP FABRICS



For available Quick Ship fabrics see page 8.

QUICK SHIP ARMS

3	3" Adjustable
5	No Arms
9	5-way Adjustable

Step 1 — Model Number

Series Code	Back	Seat	Select an Arm	Select a Mech																
RCT Right Chair	5 Mesh Back	3 Mesh Seat	<table><tr><td>2</td><td>Lateral Sliding</td><td>\$140</td></tr><tr><td>3</td><td>3" Adjustable</td><td>\$75</td></tr><tr><td>5</td><td>No Arms</td><td>\$0</td></tr><tr><td>9</td><td>5-way Adjustable</td><td>\$150</td></tr></table>	2	Lateral Sliding	\$140	3	3" Adjustable	\$75	5	No Arms	\$0	9	5-way Adjustable	\$150	<table><tr><td>2</td><td>Synchro-tilt</td></tr><tr><td>6</td><td>Multi-tilt</td></tr></table>	2	Synchro-tilt	6	Multi-tilt
2	Lateral Sliding	\$140																		
3	3" Adjustable	\$75																		
5	No Arms	\$0																		
9	5-way Adjustable	\$150																		
2	Synchro-tilt																			
6	Multi-tilt																			
RCT	5	3	3	2																

Synchro	Multi-tilt
	
RCT5352	RCT5356
\$918	\$995

Mesh

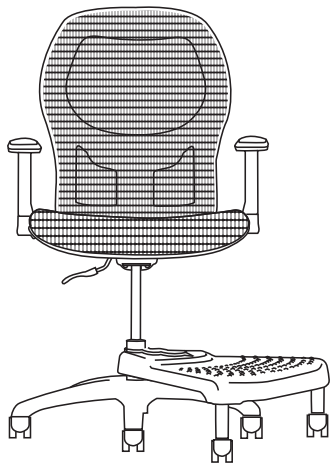
40.5 x 26 x 26	39.5 x 26 x 26	Chair (H x W x D)
41 lbs	41.5 lbs	Chair Weight
20	20	Seat Width
16.5 – 21.5	15.25 – 20.25	Seat Height
16.5 – 19.5	16.5 – 19	Seat Depth (OPTIONAL)
F1° – R5°	F6° – R11°	Seat Angle
19	19	Back Width
24	24	Back Height
100° – 120°	95° – 112°	Back Angle
4	4	Lumbar Range
26	26	Base Diameter
N/A	N/A	COM Yardage
28 x 26 x 24	28 x 26 x 24	Shipping Box (L x W x H)
51 lbs	51.5 lbs	Shipping Weight
KD	KD	Shipping Method

All measurements are nominal and shown in inches.

Step 2 — Add option codes after model number RCT5332 - __ - __

General			Casters/Glides			Bases			Headrests		
F	Fring® Footrest	\$50	C1	Hard Floor	\$25	B6	26" Polished Aluminum	\$140	HE	Height Adjustable	\$60
	<i>Only available on (B0) base</i>		C2	Glides	\$25					<i>Black vinyl</i>	
J	Upholstered Arm Pad	\$65				Cylinders			H5	Dual Pivot	\$280
	<i>Only available on (2) arm</i>					L1	3" Cylinder	\$0		<i>Black faux leather</i>	
S	Seat Slider	\$75				L13	7" Dual Stage	\$55			
						L14	10" Dual Stage	\$55			

Right Chair® Mesh Stool



RCT5331-R10

Task/Conference

Features	Standard Features
<ul style="list-style-type: none"> Breathable mesh seat & back Adjustable lumbar 2 headrest options 	<ul style="list-style-type: none"> No Arms 26" Black Base Carpet Casters 8" Cylinder Adjustable Lumbar

Need it Now? 5-day Quick Ship

Only standard features are available as Quick Ship unless otherwise noted.




QUICK SHIP ARMS




3	3" Adjustable
5	No Arms
9	5-way Adjustable

QUICK SHIP FABRICS

For available Quick Ship fabrics see page 8.

Step 1 — Model Number

Series Code	Back	Seat	Select an Arm		Select a Mech
RCT Right Chair	5 Mesh Back	3 Mesh Seat	<div> <div>2</div> <div>Lateral Sliding</div> </div> <div> <div>3</div> <div>3" Adjustable</div> </div> <div> <div>5</div> <div>No Arms</div> </div> <div> <div>9</div> <div>5-way Adjustable</div> </div>	<div>\$140</div> <div>\$75</div> <div>\$0</div> <div>\$150</div>	<div> <div>1</div> <div>Basic</div> <div></div> </div> <div> <div>8</div> <div>Standard</div> <div></div> </div> <div> <div>9</div> <div>Deluxe-tilt</div> <div></div> </div>
RCT	5	3	3		8

Basic	Standard	Deluxe-tilt
		
RCT5351	RCT5358	RCT5359
\$1,010	\$1,030	\$1,051

Mesh

44.5 x 26 x 26	45 x 26 x 26	45 x 26 x 26	Chair (H x W x D)
34.5 lbs	45.5 lbs	46 lbs	Chair Weight
20	20	20	Seat Width
20.75 – 28.75	21.5 – 29.5	21.5 – 29.5	Seat Height
17.75 – 18.75	16 – 18	15.5 – 17.5	Seat Depth (OPTIONAL)
R4°	R3°	R4°	Seat Angle
19	19	19	Back Width
23	23	23	Back Height
102°	95° – 99°	95° – 99°	Back Angle
4	4	4	Lumbar Range
26	26	26	Base Diameter
N/A	N/A	N/A	COM Yardage
28 x 26 x 24	28 x 26 x 24	28 x 26 x 24	Shipping Box (L x W x H)
44.5 lbs	55.5 lbs	56 lbs	Shipping Weight
KD	KD	KD	Shipping Method

All measurements are nominal and shown in inches.

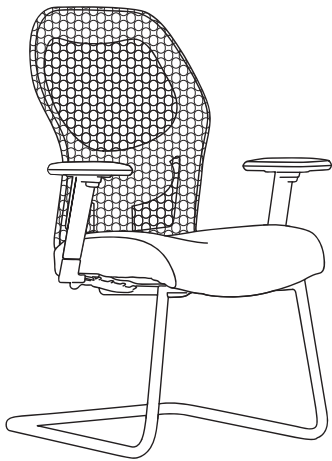
Right Chair® Mesh Stool

Task/Conference

Step 2 — Add option codes after model number RCT5338 - __ - __

General	Chair Cylinders	Headrests	Footrings for stool cylinders only
J Upholstered Arm Pad \$65 <i>Only available on (2) arm</i>	L1 3" Cylinder \$0	HE Height Adjustable \$60 <i>Black vinyl</i>	R1 18" Black Plastic \$60
	L3 5" Cylinder \$0	H5 Dual Pivot \$280 <i>Black faux leather</i>	R2 20" Chrome \$80
	L13 7" Dual Stage \$0		
	L14 10" Dual Stage \$0		
Casters/Glides	Stool Cylinders		NeXtep® for stool cylinders only
C1 Hard Floor \$25	L5 10" Cylinder \$0		R8 8" w/Casters \$185
C2 Glides \$25	L7 7" Cylinder \$0		R10 10" w/Casters \$185
Bases			R18 8"/10" w/Casters \$295
B6 26" Polished Aluminum \$140			RW8 Wide 8" w/Casters \$295
			RW10 Wide 10" w/Casters \$295
			Also available w/glides.

For additional stool options see page 110.



RCG4635



Features



- High back & contoured seat design
- Passive weight dispersion design
- Generous foam for optimal comfort

Standard Features

- No Arms
- Black Base

Step 1 — Model Number

Series Code		Back	Seat	Select an Arm		Select a Base	
RCG	Right Chair Guest	4 Mesh Back	6 Medium Seat	3 3" Adjustable Fixed Width	\$75	4 4-leg 	
				5 No Arms	\$0		
				6 C Loop	\$75	5 Sled 	
				7 Chrome Loop	\$75		
RCG		4	6	3	5		

4 Leg	Sled
	
RCG4654	RCG4655
\$719	\$785
\$749	\$815
\$779	\$845
\$819	\$885
\$859	\$925
\$909	\$975
\$959	\$1,025
\$1,019	\$1,085
\$1,079	\$1,145

Grade 1
Grade 2
Grade 3
Grade 4
Grade 5
Grade 6
Grade 7
Grade 8
Grade 9

40 x 20.5 x 24	39.5 x 20.5 x 24	Chair (H x W x D)
28 lbs	31 lbs	Chair Weight
19.5	19.5	Seat Width
18	17.25	Seat Height
17.5	17.5	Seat Depth
R3°	R4°	Seat Angle
19	19	Back Width
23	23	Back Height
100°	102°	Back Angle
4	4	Lumbar Range
20.5	20.5 x 23	Base Diameter
1 yd	1 yd	COM Yardage
30 x 27 x 39	30 x 27 x 39	Shipping Box (L x W x H)
38 lbs	41 lbs	Shipping Weight
FA	FA	Shipping Method

All measurements are nominal and shown in inches.


Step 2 — Add option codes after model number RCG4635 - __

General

CB	Chrome Base	\$95
-----------	--------------------	-------------

Back Sleeve — Back of sleeve made w/Spacer

S1	Grade 1	\$110
S2	Grade 2	\$160
S3	Grade 3	\$200
S4	Grade 4	\$240
S5	Grade 5	\$280
S6	Grade 6	\$330
S7	Grade 7	\$380
S8	Grade 8	\$430
S9	Grade 9	\$480



U4ia4600

- Features
- Up to 13 active adjustments
 - Height adjustable mesh back
 - Passive weight dispersion design
 - Generous foam for optimal comfort
 - Optional removable back sleeve for an upholstered look & feel
- Standard Features
- No Arms
 - Carpet Casters
 - 26" Black Base
 - 5" Cylinder
 - Black Mesh Back

Need it Now? 5-day Quick Ship

Only standard features are available as Quick Ship unless otherwise noted.

QUICK SHIP ARMS

3	3" Adjustable Arms
5	No Arms
9	5-way Adjustable Arms

QUICK SHIP FABRICS

For available Quick Ship fabrics see page 8.

Step 1 — Model Number

Series Code		Back	Select a Seat		Select an Arm		Mech
U4ia	U4ia	4 Mid Back	6 Medium Seat		0 4" Adjustable	\$125	2 Synchro
			7 Large Seat		1 4" Adjustable w/Pivot	\$150	
					2 Lateral Sliding	\$140	
					3 3" Adjustable	\$75	
					4 Swing	\$295	
					5 No Arms	\$0	
					6 C Loop	\$75	
					7 Chrome Loop	\$75	
					9 5-way Adjustable	\$150	
U4ia		4	6		3		2

Synchro



U4ia4652



U4ia4752

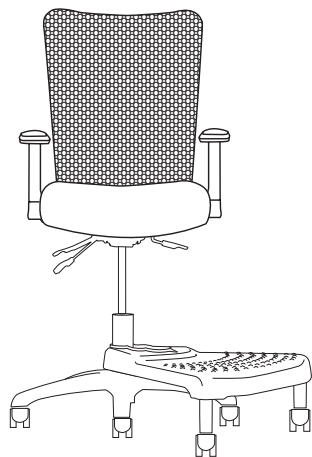
\$791	\$842	Grade 1
\$821	\$872	Grade 2
\$851	\$902	Grade 3
\$891	\$942	Grade 4
\$931	\$982	Grade 5
\$981	\$1,032	Grade 6
\$1,031	\$1,082	Grade 7
\$1,091	\$1,142	Grade 8
\$1,151	\$1,202	Grade 9

38 x 26 x 26	38 x 26 x 26	Chair (H x W x D)
36 lbs	36 lbs	Chair Weight
19.5	22	Seat Width
16.5 – 21.5	16.5 – 21.5	Seat Height
16.5 – 19	16.5 – 19	Seat Depth (OPTIONAL)
F5° – R15°	F5° – R15°	Seat Angle
19	19	Back Width
20.5 – 23.5	20.5 – 23.5	Back Height
100° – 128°	100° – 128°	Back Angle
3	3	Lumbar Range
26	26	Base Diameter
1 yd	1 yd	COM Yardage
36 x 26 x 19	36 x 26 x 19	Shipping Box (L x W x H)
46 lbs	46 lbs	Shipping Weight
KD	KD	Shipping Method

All measurements are nominal and shown in inches.

Step 2 — Add option codes after model number U4ia4632 - __ - __

General			Back Sleeve (back of sleeve made w/Spacer)			Casters/Glides			Cylinders		
F	Fring® Footrest	\$50	S1	Grade 1	\$110	C1	Hard Floor	\$25	L1	3" Cylinder	\$0
	<i>Only available on (B0) base</i>		S2	Grade 2	\$160	C2	Glides	\$25	L13	7" Dual Stage	\$55
J	Upholstered Arm Pad	\$65	S3	Grade 3	\$200				L14	10" Dual Stage	\$55
	<i>Only available on (2) arm</i>		S4	Grade 4	\$240	Bases			Connexion® Arm		
N	N-dulgent® Memory Foam	\$75	S5	Grade 5	\$280	B6	26" Polished Aluminum	\$140	Z1	Connexion Arm	\$350
N2	ThermaGel Memory Foam	\$90	SU	Stitched Ultraleather™	\$295				<i>Not available with (6) & (7) arm</i>		
S	Seat Slider	\$75	S6	Grade 6	\$330				Connexion® Arm Attachments		
			S7	Grade 7	\$380				A1	Tablet Holder	\$149
			S8	Grade 8	\$430				<i>Requires (Z1) Connexion Arm</i>		
			S9	Grade 9	\$480						
			NR	Non-removable	\$0						
Mesh Color											
M1	London (Navy)	\$25									
M2	Cognac (Red)	\$25									
M3	Mocha (Brown)	\$25									
M4	Ivory	\$25									
M5	Silver	\$25									



U4ia4608-R8

Features

- Passive weight dispersion design
- Generous foam for optimal comfort
- Optional removable back sleeve for an upholstered look & feel

Standard Features

- No Arms
- Carpet Casters
- 26" Black Base
- 8" Cylinder
- Black Mesh Back

Need it Now? 5-day Quick Ship

Only standard features are available as Quick Ship unless otherwise noted.




QUICK SHIP ARMS







- 3 3" Adjustable Arms
- 5 No Arms
- 9 5-way Adjustable Arms

QUICK SHIP FABRICS

For available Quick Ship fabrics see page 8.

Step 1 — Model Number

Series Code		Back	Select a Seat		Select an Arm		Select a Mech	
U4ia	U4ia	4 Mid Back	6 Medium Seat		0 4" Adjustable	\$125	1 Basic	
			7 Large Seat		1 4" Adjustable w/Pivot	\$150	8 Standard	
					2 Lateral Sliding	\$140	9 Deluxe-tilt	
					3 3" Adjustable	\$75		
					4 Swing	\$295		
					5 No Arms	\$0		
					6 C Loop	\$75		
					7 Chrome Loop	\$75		
					9 5-way Adjustable	\$150		
U4ia		4	6		3		8	

Basic		Standard		Deluxe-tilt	
					
U4ia4651	U4ia4751	U4ia4658	U4ia4758	U4ia4659	U4ia4759
\$806	\$857	\$826	\$877	\$847	\$898
\$836	\$887	\$856	\$907	\$877	\$928
\$866	\$917	\$886	\$937	\$907	\$958
\$906	\$957	\$926	\$977	\$947	\$998
\$946	\$997	\$966	\$1,017	\$987	\$1,038
\$996	\$1,047	\$1,016	\$1,067	\$1,037	\$1,088
\$1,046	\$1,097	\$1,066	\$1,117	\$1,087	\$1,138
\$1,106	\$1,157	\$1,126	\$1,177	\$1,147	\$1,198
\$1,166	\$1,217	\$1,186	\$1,237	\$1,207	\$1,258
42.5 x 26 x 26	42.5 x 26 x 26	44.5 x 26 x 26	44.5 x 26 x 26	44.5 x 26 x 26	44.5 x 26 x 26
32 lbs	32 lbs	40 lbs	40 lbs	40 lbs	40 lbs
19.5	22	19.5	22	19.5	22
21.5 – 29.5	21.5 – 29.5	22.5 – 30.5	22.5 – 30.5	22.5 – 30.5	22.5 – 30.5
17 – 18	17 – 18	16.5 – 19	16.5 – 19	16.5 – 19	16.5 – 19
R4°	R4°	R3°	R3°	R4°	R4°
19	19	19	19	19	19
22	22	22	22	22	22
97°	97°	95° – 102°	95° – 102°	95° – 102°	95° – 102°
N/A	N/A	N/A	N/A	N/A	N/A
26	26	26	26	26	26
1 yd	1 yd	1 yd	1 yd	1 yd	1 yd
36 x 26 x 19	36 x 26 x 19	36 x 26 x 19	36 x 26 x 19	36 x 26 x 19	36 x 26 x 19
42 lbs	42 lbs	50 lbs	50 lbs	50 lbs	50 lbs
KD	KD	KD	KD	KD	KD

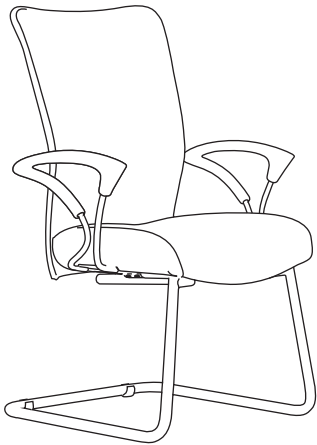
Grade 1
Grade 2
Grade 3
Grade 4
Grade 5
Grade 6
Grade 7
Grade 8
Grade 9
Chair (H x W x D)
Chair Weight
Seat Width
Seat Height
Seat Depth (OPTIONAL)
Seat Angle
Back Width
Back Height
Back Angle
Lumbar Range
Base Diameter
COM Yardage
Shipping Box (L x W x H)
Shipping Weight
Shipping Method

All measurements are nominal and shown in inches.

Step 2 — Add option codes after model number U4ia4638 - _ - _

General			Back Sleeve (back of sleeve made w/Spacer)			Bases			Connexion® Arm		
J	Upholstered Arm Pad	\$65	S1	Grade 1	\$110	B6	26" Polished Aluminum	\$140	Z1	Connexion Arm	\$350
	Only available on (2) arm		S2	Grade 2	\$160					Not available with (6) & (7) arm	
N	N-dulgent® Memory Foam	\$75	S3	Grade 3	\$200	Chair Cylinders			Connexion® Arm Attachments		
N2	ThermaGel Memory Foam	\$90	S4	Grade 4	\$240	L1	3" Cylinder	\$0	A1	Tablet Holder	\$149
			S5	Grade 5	\$280	L3	5" Cylinder	\$0		Requires (Z1) Connexion Arm	
			SU	Stitched Ultra leather™	\$295	L13	7" Dual Stage	\$0	NeXtep® for stool cylinders only		
			S6	Grade 6	\$330	L14	10" Dual Stage	\$0	R8	8" w/Casters	\$185
Mesh Color			S7	Grade 7	\$380	Stool Cylinders			R10	10" w/Casters	\$185
M1	London (Navy)	\$25	S8	Grade 8	\$430	L5	10" Cylinder	\$0	R18	8"/10" w/Casters	\$295
M2	Cognac (Red)	\$25	S9	Grade 9	\$480	L7	7" Cylinder	\$0	RW8	Wide 8" w/Casters	\$295
M3	Mocha (Brown)	\$25	NR	Non-removable	\$0	Footrings for stool cylinders only			RW10	Wide 10" w/Casters	\$295
			Make a back sleeve non-removable			R1	18" Black Plastic	\$60	Also available w/glides.		
			Casters/Glides			R2	20" Chrome	\$80			
			C1	Hard Floor	\$25						
			C2	Glides	\$25						

For additional stool options see page 110.





U4iaG4665



Features

Standard Features

- Mesh or upholstered back option
 - Passive weight dispersion design
 - Generous foam for optimal comfort
 - Optional removable back sleeve for an upholstered look & feel
- No Arms
 - Black Base

Step 1 — Model Number

Series Code		Back	Seat	Select an Arm		Select a Base	
U4iaG	U4ia Guest	4 Mid Back	6 Medium Seat	3 3" Adjustable <i>Fixe Width</i>	\$75	4 4-leg	
				5 No Arms	\$0		
				6 C Loop	\$75		
				7 Chrome Loop	\$75	5 Sled	
U4iaG		4	6	3		5	

4-leg Base	Sled Base
	
U4iaG4654	U4iaG4655
\$729	\$796
\$759	\$826
\$789	\$856
\$829	\$896
\$869	\$936
\$919	\$986
\$969	\$1,036
\$1,029	\$1,096
\$1,089	\$1,156

Grade 1
Grade 2
Grade 3
Grade 4
Grade 5
Grade 6
Grade 7
Grade 8
Grade 9

38.75 x 20.5 x 24	38.25 x 20.5 x 24	Chair (H x W x D)
27.5 lbs	31 lbs	Chair Weight
19.5	19.5	Seat Width
18	17.25	Seat Height
18	18	Seat Depth
R3°	R4°	Seat Angle
19	19	Back Width
21	21	Back Height
104°	104°	Back Angle
N/A	N/A	Lumbar Range
20.5	20.5 x 23	Base Diameter
1 yd	1 yd	COM Yardage
30 x 27 x 39	30 x 27 x 39	Shipping Box (L x W x H)
37.5 lbs	40.5 lbs	Shipping Weight
FA	FA	Shipping Method

All measurements are nominal and shown in inches.

Step 2 — Add option codes after model number U4iaG4635 - __ - __

General			Mesh Color			Back Sleeve (back of sleeve made w/Spacer)		
CB	Chrome Base	\$95	M0	Black Blurr	\$0	S1	Grade 1	\$110
			M1	London (Navy)	\$25	S2	Grade 2	\$160
			M2	Cognac (Red)	\$25	S3	Grade 3	\$200
			M3	Mocha (Brown)	\$25	S4	Grade 4	\$240
			M4	Ivory	\$25	S5	Grade 5	\$280
			M5	Silver	\$25	SU	Stitched Ultraleather™	\$295
						S6	Grade 6	\$330
						S7	Grade 7	\$380
						S8	Grade 8	\$430
						S9	Grade 9	\$480
						NR	Non-removable	\$0



ULU4602

Task/Conference

- Features
- Upholstered or mesh back
 - Adjustable lumbar support (easily slide up & down with no levers)
 - Weight sensing mechanism without tension knob
 - Intuitive ergonomics
- Standard Features
- No Arms
 - Carpet Casters
 - 25" Black Base
 - 5" Cylinder
 - Seat Slider
 - Black Mesh
 - Adjustable Lumbar

Need it Now? 5-day Quick Ship

QS Denotes Quick Ship models.

Only standard features are available as Quick Ship unless otherwise noted.

QUICK SHIP ARMS









3	3D
5	No Arms

QUICK SHIP FABRICS

For available Quick Ship fabrics see page 8.

Step 1 — Model Number

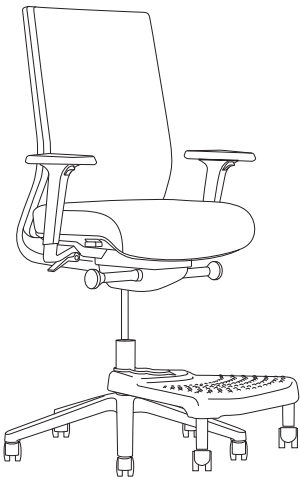
Series Code	Select a Back	Select a Seat	Select an Arm	Select a Mech
ULU Ulius	4 Mesh Back 5 Upholstered Back	6 Medium Seat 7 Large Seat	0 Fixed \$75 3 3D \$75 4 4D \$150 5 No Arms \$0 6 3D Chrome \$175 7 Chrome Loop \$295 8 4D Chrome \$250	2 Synchro 3 Weight Sensitive
ULU	4	6	3	3

Synchro				Weight Sensitive				
 ULU4652	 ULU4752	 ULU5652	 ULU5752	 ULU4653	 ULU4753	 ULU5653	 ULU5753	
\$785	\$835	\$885	\$935	\$745	\$795	\$845	\$895	Grade 1
\$815	\$865	\$945	\$995	\$775	\$825	\$905	\$955	Grade 2
\$845	\$895	\$1,005	\$1,055	\$805	\$855	\$965	\$1,015	Grade 3
\$885	\$935	\$1,075	\$1,125	\$845	\$895	\$1,035	\$1,085	Grade 4
\$925	\$975	\$1,145	\$1,195	\$885	\$935	\$1,105	\$1,155	Grade 5
\$975	\$1,025	\$1,225	\$1,275	\$935	\$985	\$1,185	\$1,235	Grade 6
\$1,025	\$1,075	\$1,305	\$1,355	\$985	\$1,035	\$1,265	\$1,315	Grade 7
\$1,085	\$1,135	\$1,395	\$1,445	\$1,045	\$1,095	\$1,355	\$1,405	Grade 8
\$1,145	\$1,195	\$1,485	\$1,535	\$1,105	\$1,155	\$1,445	\$1,495	Grade 9
40 x 26 x 26	40 x 26 x 26	40 x 26 x 26	40 x 26 x 26	40 x 26 x 26	40 x 26 x 26	40 x 26 x 26	40 x 26 x 26	Chair (H x W x D)
30 lbs	30 lbs	30 lbs	30 lbs	28 lbs	28 lbs	28 lbs	28 lbs	Chair Weight
19.5	21	19.5	21	19.5	21	19.5	21	Seat Width
17.25 – 22.25	17.25 – 22.25	17.25 – 22.25	17.25 – 22.25	17 – 22	17 – 22	17 – 22	17 – 22	Seat Height
17.25 – 19.75	17.25 – 19.75	17 – 19.5	17 – 19.5	17.25 – 19.75	17.25 – 19.75	17 – 19.5	17 – 19.5	Seat Depth
R1.5° – R6°	R1.5° – R6°	R1.5° – R6°	R1.5° – R6°	R1° – R5.5°	R1° – R5.5°	R1° – R5.5°	R1° – R5.5°	Seat Angle
18.5	18.5	18.5	18.5	18.5	18.5	18.5	18.5	Back Width
22	22	22	22	22	22	22	22	Back Height
98° – 120°	98° – 120°	98° – 120°	98° – 120°	100° – 118°	100° – 118°	100° – 118°	100° – 118°	Back Angle
4.25 – 8.25	4.25 – 8.25	5 – 8	5 – 8	4.25 – 8.25	4.25 – 8.25	5 – 8	5 – 8	Lumbar Range
26	26	26	26	26	26	26	26	Base Diameter
1	1	3	3	1	1	3	3	COM Yardage
26 x 35.5 x 19	26 x 35.5 x 19	26 x 35.5 x 19	26 x 35.5 x 19	26 x 35.5 x 19	26 x 35.5 x 19	26 x 35.5 x 19	26 x 35.5 x 19	Shipping Box (L x W x H)
40 lbs	40 lbs	40 lbs	40 lbs	38 lbs	38 lbs	38 lbs	38 lbs	Shipping Weight
KD	KD	KD	KD	KD	KD	KD	KD	Shipping Method

All measurements are nominal and shown in inches.

Step 2 — Add option codes after model number ULU4633 - _ - _

General			Mesh Color			Casters			Cylinders		
N	N-dulgent® Memory Foam	\$75	M1	Navy	\$50	C1	Hard Floor	\$25	L26	5" Chrome Cylinder	\$55
N2	ThermaGel Memory Foam	\$90	M3	Beige	\$50						
			M5	Silver	\$50						
						Bases			Headrest		
						B36	25" Polished Aluminum	\$140	H	Headrest	\$95



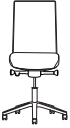
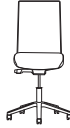
ULS5632

Task/Conference

- Features**
 - Upholstered back
 - Adjustable lumbar support (easily slide up & down with no levers)
 - Weight sensing mechanism without tension knob
 - Intuitive ergonomics
- Standard Features**
 - No Arms
 - Carpet Casters
 - 26" Black Base
 - 8" Cylinder
 - Adjustable Lumbar

Step 1 — Model Number

Series Code	Select a Back	Select a Seat	Select an Arm	Select a Mech
ULS Ulius Stool	5 Upholstered Back	6 Medium Seat 7 Large Seat	0 Fixed \$75 3 3D \$75 4 4D \$150 5 No Arms \$0 6 3D Chrome \$175 7 Chrome Loop \$295 8 4D Chrome \$250	2 Synchro 3 Weight Sensitive
ULS	5	6	3	3

Synchro		Weight Sensitive	
			
ULS5652	ULS5752	ULS5653	ULS5753
\$885	\$935	\$845	\$895
\$945	\$995	\$905	\$955
\$1,005	\$1,055	\$965	\$1,015
\$1,075	\$1,125	\$1,035	\$1,085
\$1,145	\$1,195	\$1,105	\$1,155
\$1,225	\$1,275	\$1,185	\$1,235
\$1,305	\$1,355	\$1,265	\$1,315
\$1,395	\$1,445	\$1,355	\$1,405
\$1,485	\$1,535	\$1,445	\$1,495
46.25 x 26 x 26	46.25 x 26 x 26	46 x 26 x 26	46 x 26 x 26
30 lbs	30 lbs	28 lbs	28 lbs
19.5	21	19.5	21
23.25 – 31	23.25 – 31	23 – 30.75	23 – 30.75
17	17	17	17
R1.5° – R6°	R1.5° – R6°	R1° – R5.5°	R1° – R5.5°
18.5	18.5	18.5	18.5
22	22	22	22
98° – 120°	98° – 120°	100° – 118°	100° – 118°
5 – 8	5 – 8	5 – 8	5 – 8
26	26	26	26
3	3	3	3
26 x 35.5 x 19	26 x 35.5 x 19	26 x 35.5 x 19	26 x 35.5 x 19
41 lbs	41 lbs	39 lbs	39 lbs
KD	KD	KD	KD

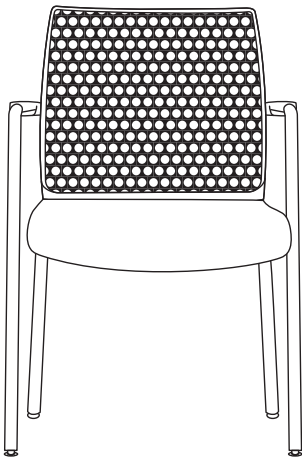
Grade 1
Grade 2
Grade 3
Grade 4
Grade 5
Grade 6
Grade 7
Grade 8
Grade 9

Chair (H x W x D)
Chair Weight
Seat Width
Seat Height
Seat Depth
Seat Angle
Back Width
Back Height
Back Angle
Lumbar Range
Base Diameter
COM Yardage
Shipping Box (L x W x H)
Shipping Weight
Shipping Method

All measurements are nominal and shown in inches.

Step 2 — Add option codes after model number ULU5633 - __ - __

General			Cylinders			Footrings			NeXtep® for stool cylinders only		
N	N-dulgent® Memory Foam	\$75	L5	10" Cylinder	\$0	R1	18" Black Plastic	\$60	R8	8" w/Casters	\$185
N2	ThermaGel Memory Foam	\$90	L7	7" Cylinder	\$0	R2	20" Chrome	\$80	R10	10" w/Casters	\$185
Casters			L13	7" Dual Stage	\$0				R18	8"/10" w/Casters	\$295
C1	Hard Floor	\$25	L14	10" Dual Stage	\$0				RW8	Wide 8" w/Casters	\$295
Bases			Headrest						RW10	Wide 10" w/Casters	\$295
B26	25" Black	\$0	H	Headrest	\$95				Also available w/glides.		
B36	25" Polished Aluminum	\$140									



ULG264

Task/Conference

- Features
- Upholstered and mesh back options
 - Wall saver legs
- Standard Features
- Black Base

Step 1 — Model Number

Series Code	Select a Back	Select a Seat	Select a Base
<div>ULG</div> <div>Ulius Guest</div>	<div>2 Mesh Back</div> <div>3 Upholstered</div>	<div>6 Medium Seat</div>	<div>4 4-leg</div>
<div>ULG</div>	<div>2</div>	<div>6</div>	<div>4</div>



ULG264



ULG364

\$635	\$735	Grade 1
\$665	\$795	Grade 2
\$695	\$855	Grade 3
\$735	\$925	Grade 4
\$775	\$995	Grade 5
\$825	\$1,075	Grade 6
\$875	\$1,155	Grade 7
\$935	\$1,245	Grade 8
\$995	\$1,335	Grade 9

33.25 x 21.5 x 24.5	33.25 x 21.5 x 24.5	Chair (H x W x D)
22 lbs	22 lbs	Chair Weight
19	19	Seat Width
17.5	17.5	Seat Height
19	19	Seat Depth
18	18	Back Width
16	16	Back Height
8.5	8.5	Arm Height
21.5	21.5	Arm Width
1	2	COM Yardage
24 x 23 x 35	24 x 23 x 35	Shipping Box (L x W x H)
32 lbs	32 lbs	Shipping Weight
FA	FA	Shipping Method

All measurements are nominal and shown in inches.

Step 2 — Add option codes after model number ULG264 - __ - __

General


CB Chrome Base \$95


ACTIVE/GUEST SEATING

Neutral Posture's active/guest seating are ideal for high traffic areas like waiting rooms, cafes or multi-purpose spaces. Whether you're looking

for traditional guest chairs or seating for your collaborative areas, they provide support, comfort and style sure to bring sophistication to any area.

ACTIVE/GUEST SEATING





DCE211

Features

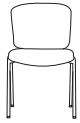
- Stackable, up to 5 high
- Generous amount of foam in seat & back
- Fully upholstered back
- Self-leveling non-marking glides
- Optional arms
- Optional ganging device

Standard Features

- Black Base
- Glides

Step 1 — Model Number

Series Code	Back	Seat	Select an Arm
DCE Dice	2 Back	1 Seat	1 Arms 5 No Arms
DCE	2	1	1



DCE215



DCE211

\$469	\$500	Grade 1
\$514	\$545	Grade 2
\$559	\$590	Grade 3
\$614	\$645	Grade 4
\$669	\$700	Grade 5
\$734	\$765	Grade 6
\$799	\$830	Grade 7
\$874	\$905	Grade 8
\$949	\$980	Grade 9


33 x 19 x 21.5	33 x 23.5 x 21.5	Chair (H x W x D)
19 lbs	20 lbs	Chair Weight
18	18	Seat Width
18.5	18.5	Seat Height
18	18	Seat Depth
19	19	Back Width
15.5	15.5	Back Height
N/A	21	Arm Width
2 yd	2 yd	COM Yardage
24 x 23 x 35	24 x 23 x 35	Shipping Box (L x W x H)
29 lbs	30 lbs	Shipping Weight
FA	FA	Shipping Method

All measurements are nominal and shown in inches.


Step 2 — Add option codes after model number DCE211 - __ - __

General

C6	Optional Casters	\$30
	<i>Set of 4</i>	
CBL005	Ganging Device	\$30
	<i>2 per set</i>	
CP	Chrome Package	\$40
	<i>Chrome frame</i>	



FAC160
Molded plastic back



FAC260
Upholstered back

Features

Standard Features

- 9 frame colors available in addition to standard black
 - Upholstered or molded plastic back
 - Upholstered back style stacks 5-high
 - Molded plastic back style stacks 6-high
 - Integrated wall saver leg design
 - Optional ganging device
 - Optional arms
- Black Base
 - Glides

Step 1 — Model Number

Series Code	Select a Back	Seat	Select an Arm
<div>FACFacet</div>	<div>1Molded Plastic Back</div> <div>2Upholstered Back</div>	<div>6Medium Seat</div>	<div>0Arms</div> <div>5No Arms</div>
<div>FAC</div>	<div>1</div>	<div>6</div>	<div>0</div>

Molded Plastic Back		Upholstered Back		
				
FAC165	FAC160	FAC265	FAC260	
\$392	\$414	\$434	\$457	Grade 1
\$437	\$459	\$479	\$502	Grade 2
\$482	\$504	\$524	\$547	Grade 3
\$537	\$559	\$579	\$602	Grade 4
\$592	\$614	\$634	\$657	Grade 5
\$657	\$679	\$699	\$722	Grade 6
\$722	\$744	\$764	\$787	Grade 7
\$797	\$819	\$839	\$862	Grade 8
\$872	\$894	\$914	\$937	Grade 9
33 x 22.5 x 23	33 x 24.5 x 23	33 x 22.5 x 23	33 x 24.5 x 23	Chair (H x W x D)
16.5 lbs	18 lbs	18.5 lbs	20 lbs	Chair Weight
18.5	18.5	18.5	18.5	Seat Width
18.5	18.5	18.5	18.5	Seat Height
18.5	18.5	18.5	18.5	Seat Depth
18.5	18.5	18.5	18.5	Back Width
15	15	15	15	Back Height
N/A	24.5	N/A	24.5	Arm Width
0.75 yd	0.75 yd	1.25 yd	1.25 yd	COM Yardage
29 x 27 x 39	29 x 27 x 39	29 x 27 x 39	29 x 27 x 39	Shipping Box (L x W x H)
26.5 lbs	28 lbs	28.5 lbs	30 lbs	Shipping Weight
FA	FA	FA	FA	Shipping Method

All measurements are nominal and shown in inches.

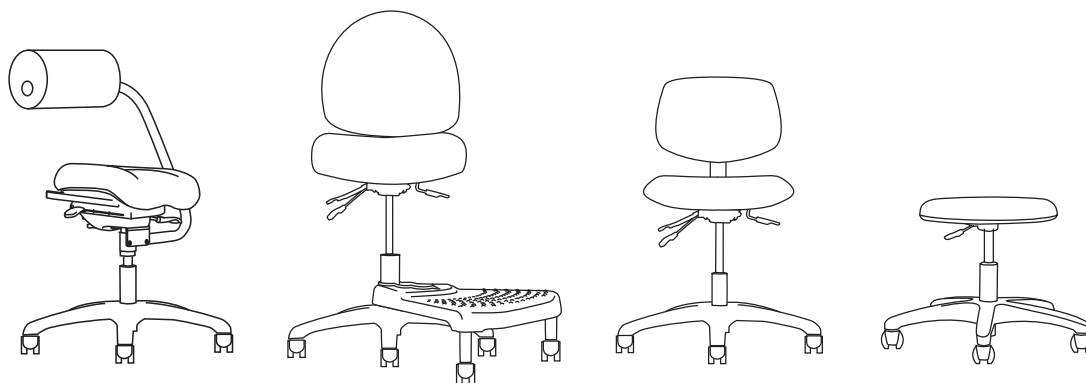
Step 2 — Add option codes after model number FAC160 - __ - __

General		Frame Color	
C6	Casters <i>Set of 4</i>	\$30	
CBL005	Ganging Device <i>2 per set</i>	\$30	
201T	Cream	\$120	
202T	Designer Beige	\$120	
203T	Grey	\$120	
204T	Jet Black	\$120	
200T	Sky White	\$120	
303	Brass	\$140	
301	Champagne	\$140	
302	Platinum	\$140	

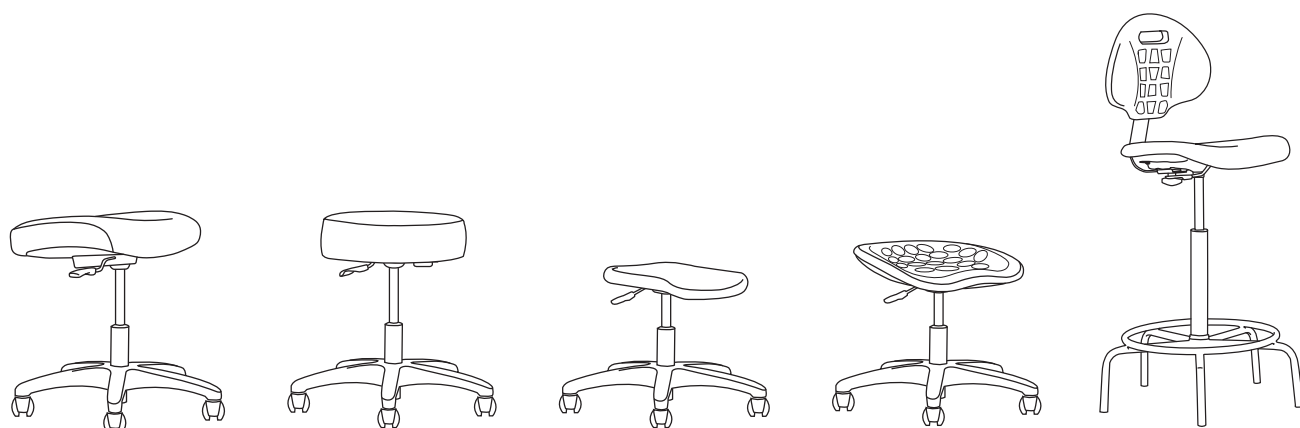
INDUSTRIAL/HEALTHCARE SEATING

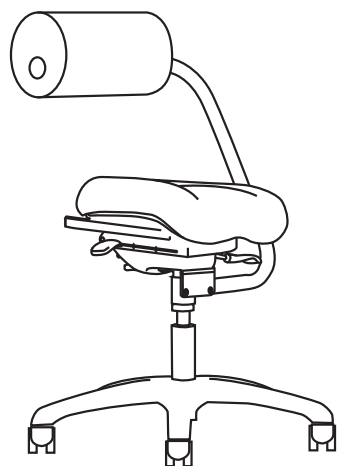
Neutral Posture's industrial seating is designed for mobility and support during the busy workday. The industrial chairs were designed with a different mindset than most chairs because they serve such different and unique purposes. Industrial seating is designed to support some of the hardest workers out there. From the dental assistant on the Geo to the car mechanic on the Stratus Urethane, the Industrial seating plays an imperative role in the backbone of

almost every company. With an indefinite number of customization options in industrial seating, you can build and design the perfect industrial chair that will support you and work just as hard as you do. From the urethane seats that are stain resistant and can be used in the roughest environments to the upholstered Adapta Stool for more long term use, NP's industrial seating has everything you need to be supported and productive in your work.



INDUSTRIAL/HEALTHCARE SEATING





ABC1633

Industrial/Healthcare







Features

Standard Features

- ESD & Cleanroom options available
 - Adjustable seat height, depth, angle & tension
 - Adjustable AbRest™ height
 - 4-way AbRest™ rotation
 - AbRest™ swivel/pivot
- Black Arm
 - Hard Floor Casters
 - 26" Black Base
 - 5" Cylinder

Step 1 — Model Number

Series Code	Select a Back	Select a Seat	Arm	Mech
ABC AbChair	1 Urethane AbRest 2 Upholstered AbRest	3 Medium Seat 5 Urethane Seat 6 Medium Seat Moderate Contour	3 Black Arm	3 Tilt w/Seat Slider
ABC	2	3	3	3

Urethane AbRest			Upholstered AbRest		
					
ABC1333	ABC1533	ABC1633	ABC2333	ABC2533	ABC2633
\$1,112	\$1,142	\$1,224	\$1,112	\$1,142	\$1,224
\$1,142	N/A	\$1,254	\$1,172	\$1,202	\$1,284
\$1,172	N/A	\$1,284	\$1,232	\$1,262	\$1,344
\$1,212	N/A	\$1,324	\$1,302	\$1,332	\$1,414
\$1,252	N/A	\$1,364	\$1,372	\$1,402	\$1,484
\$1,302	N/A	\$1,414	\$1,452	\$1,482	\$1,564
\$1,352	N/A	\$1,464	\$1,532	\$1,562	\$1,644
\$1,412	N/A	\$1,524	\$1,622	\$1,652	\$1,734
\$1,472	N/A	\$1,584	\$1,712	\$1,742	\$1,824
37 x 28 x 28	37 x 28 x 28	37 x 28 x 28	37 x 28 x 28	37 x 28 x 28	37 x 28 x 28
45 lbs	49 lbs	47 lbs	45 lbs	49 lbs	47 lbs
22	19	23	22	19	23
21 – 26	20 – 25	22 – 27	21 – 26	20 – 25	22 – 27
17 – 19.75	16 – 18.75	18 – 20.75	17 – 19.75	16 – 18.75	18 – 20.75
R1° – F16°	R1° – F16°	R1° – F16°	R1° – F16°	R1° – F16°	R1° – F16°
26	26	26	26	26	26
1 yd	N/A	1 yd	2 yd	1 yd	2 yd
36 x 26 x 19	36 x 26 x 19	36 x 26 x 19	36 x 26 x 19	36 x 26 x 19	36 x 26 x 19
55 lbs	59 lbs	57 lbs	55 lbs	59 lbs	57 lbs
FA	FA	FA	FA	FA	FA

Grade 1
Grade 2
Grade 3
Grade 4
Grade 5
Grade 6
Grade 7
Grade 8
Grade 9

Chair (H x W x D)
Chair Weight
Seat Width
Seat Height
Seat Depth
Seat Angle
Base Diameter
COM Yardage
Shipping Box (L x W x H)
Shipping Weight
Shipping Method

All measurements are nominal and shown in inches.
Specs may differ for stools.

Step 2 — Add option codes after model number ABC2333 - __ - __

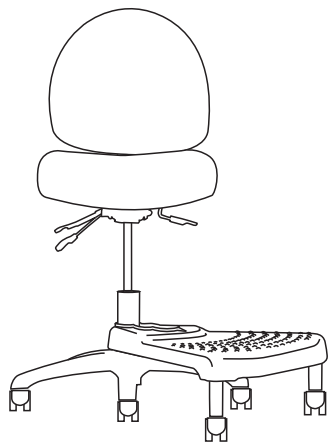
General			Bases		
CR	Cleanroom to Class 100	\$120	B0	26" Black	\$0
	<i>Urethane AbRest only</i>		B9	28" Chrome	\$160
E	ESD*	\$290	B22	22" Black	\$0
Casters/Glides			Chair Cylinder		
C1	Hard Floor	\$0	L3	5" Cylinder	\$0
C2	Glides	\$0	L14	10" Dual Stage	\$55
C3	Occupied Braking	\$185			
C4	Unoccupied Braking	\$60			

Stool Options

Stool Cylinder		
L4	8" Cylinder	\$55
Footrings for stool cylinders only		
R1	18" Black Plastic	\$60
R2	20" Chrome	\$80
NeXtep® for stool cylinders only		
R8	8" w/Casters	\$185
R10	10" w/Casters	\$185
R18	8"/10" w/Casters	\$295
RW8	Wide 8" w/Casters	\$295
RW10	Wide 10" w/Casters	\$295
Also available w/glides.		

For additional stool options
see page 110.

Adapta™ Stool



ADS5658-R8




Industrial/Healthcare







Features

Standard Features

- Upholstered seat & back
 - Generous foam for optimal comfort
 - ESD & Cleanroom options available
 - Optional NeXtep® platform with depth adjustments
- No Arms
 - Hard Floor Casters
 - 26" Black Base
 - 8" Cylinder

Step 1 — Model Number

Series Code		Back	Select a Seat		Select an Arm		Select a Mech	
ADS	Adapta	5 Mid Back	6 Medium Seat		0 4" Adjustable	\$125	1 Basic	
			7 Large Seat		1 4" Adjustable w/Pivot	\$150		
					2 Lateral Sliding	\$140	8 Standard	
					3 3" Adjustable	\$75		
					4 Swing	\$295		
					5 No Arms	\$0		
					6 C Loop	\$75		
					7 Chrome Loop	\$75		
					9 5-way Adjustable	\$150	9 Deluxe-tilt	
ADS		5	6		3		8	

Basic		Standard		Deluxe-tilt	
					
ADS5651	ADS5751	ADS5658	ADS5758	ADS5659	ADS5759
\$836	\$887	\$857	\$908	\$877	\$928
\$896	\$947	\$917	\$968	\$937	\$988
\$956	\$1,007	\$977	\$1,028	\$997	\$1,048
\$1,026	\$1,077	\$1,047	\$1,098	\$1,067	\$1,118
\$1,096	\$1,147	\$1,117	\$1,168	\$1,137	\$1,188
\$1,176	\$1,227	\$1,197	\$1,248	\$1,217	\$1,268
\$1,256	\$1,307	\$1,277	\$1,328	\$1,297	\$1,348
\$1,346	\$1,397	\$1,367	\$1,418	\$1,387	\$1,438
\$1,436	\$1,487	\$1,457	\$1,508	\$1,477	\$1,528
42 x 26 x 26	42 x 26 x 26	43 x 26 x 26	43 x 26 x 26	43 x 26 x 26	43 x 26 x 26
32 lbs	32 lbs	40.5 lbs	40.5 lbs	40.5 lbs	40.5 lbs
19.5	22	19.5	22	19.5	22
21.5 – 29.5	21.5 – 29.5	22.5 – 30.5	22.5 – 30.5	22.5 – 30.5	22.5 – 30.5
14.5 – 16	14.5 – 16	15 – 17.5	15 – 17.5	15 – 17.5	15 – 17.5
R4°	R4°	R3°	R3°	R4°	R4°
19.5	19.5	19.5	19.5	19.5	19.5
20.5	20.5	21 – 23.5	21 – 23.5	21 – 23.5	21 – 23.5
100°	100°	97° – 105°	97° – 105°	97° – 105°	97° – 105°
2.75	2.75	2.75	2.75	2.75	2.75
26	26	26	26	26	26
2 yd	2 yd	2 yd	2 yd	2 yd	2 yd
36 x 26 x 19	36 x 26 x 19	36 x 26 x 19	36 x 26 x 19	36 x 26 x 19	36 x 26 x 19
42 lbs	42 lbs	50.5 lbs	50.5 lbs	50.5 lbs	50.5 lbs
KD	KD	KD	KD	KD	KD

All measurements are nominal and shown in inches.

Grade 1
Grade 2
Grade 3
Grade 4
Grade 5
Grade 6
Grade 7
Grade 8
Grade 9

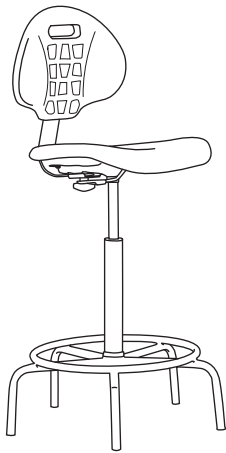
Chair (H x W x D)
Chair Weight
Seat Width
Seat Height
Seat Depth
Seat Angle
Back Width
Back Height
Back Angle
Lumbar Range
Base Diameter
COM Yardage
Shipping Box (L x W x H)
Shipping Weight
Shipping Method

Step 2 — Add option codes after model number ADS5638 - __ - __

General			Casters/Glides			Bases			Stool Cylinders		
CR	Cleanroom to Class 100	\$120	C0	Carpet	\$0	B0	26" Black	\$0	L4	8" Cylinder	\$0
E	ESD*	\$290	C1	Hard Floor	\$0	B3	26" Spider Ring w/Glides	\$140	L5	10" Cylinder	\$0
F	Fring® Footrest	\$100	C2	Glides	\$0	<i>Special shipping required</i>			L7	7" Cylinder	\$0
<i>Only available on (B0) base</i>			C3	Occupied Braking	\$185	B6	26" Polished Aluminum	\$140	Footrings for stool cylinders only		
J	Upholstered Arm Pad	\$65	C4	Unoccupied Braking	\$60	B9	28" Chrome	\$160	R1	18" Black Plastic	\$60
<i>Only available on (2) arm</i>			C5	Single Wheel Industrial	\$60	B12	28" Black	\$110	R2	20" Chrome	\$80
			<i>Hard floor</i>			B20	25" Spider Ring w/Glides	\$145	<i>Special shipping required</i>		
						Chair Cylinders			NeXtep® for stool cylinders only		
						L1	3" Cylinder	\$0	R8	8" w/Casters	\$185
						L3	5" Cylinder	\$0	R10	10" w/Casters	\$185
						L13	7" Dual Stage	\$55	R18	8"/10" w/Casters	\$295
						L14	10" Dual Stage	\$55	RW8	Wide 8" w/Casters	\$295
									RW10	Wide 10" w/Casters	\$295

Also available w/glides.

For additional stool options see page 110.



NCUGG1-L5-B20

Industrial/Healthcare

Features

- 3 active adjustments
- Concave low back
- Contoured, waterfall seat
- Textured urethane seat & back
- Wide variety of stool packages
- Urethane is resilient to harsh environments
- Cleanroom option available

Standard Features

- No Arms
- Hard Floor Casters
- 26" Black Base
- 5" Cylinder
- Cleanroom to Class 100

Step 1 — Model Number

Series Code	Back	Seat	Mech
NCU Geo	G Geo Urethane Back	G Geo Urethane Seat	1 Basic
NCU	G	G	1

**NCUGG1**

\$367

Urethane

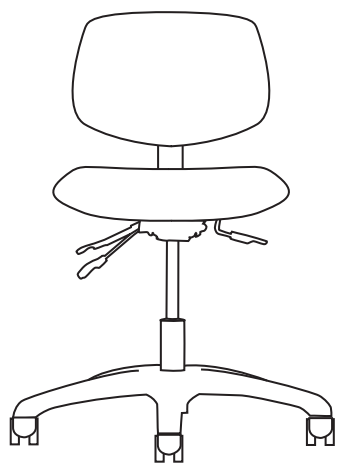
38 x 26 x 26	Chair (H x W x D)
22 lbs	Chair Weight
18	Seat Width
15.5 – 20.5	Seat Height
16.5 – 19	Seat Depth
R 9°	Seat Angle
16.25	Back Width
14.5 – 18	Back Height
95° – 100°	Back Angle
N/A	Lumbar Range
26	Base Diameter
30.25 x 26 x 24	Shipping Box (L x W x H)
32 lbs	Shipping Weight
KD	Shipping Method

All measurements are nominal and shown in inches.
Specs may differ for stools.

Step 2 — Add option codes after model number NCUGG1 - __ - __**Stool Options**

General			Bases			Chair Cylinders			Stool Cylinders		
F	Fring® Footrest	\$50	B0	26" Black	\$0	L1	3" Cylinder	\$0	L4	8" Cylinder	\$55
	<i>Only available on (B0) base</i>		B3	26" Spider Ring w/Glides	\$140	L3	5" Cylinder	\$0	L5	10" Cylinder	\$55
				<i>Special shipping required</i>		L13	7" Dual Stage	\$55	L7	7" Cylinder	\$55
			B6	26" Polished Aluminum	\$140	L14	10" Dual Stage	\$55			
Casters/Glides			B9	28" Chrome	\$160				Footrings for stool cylinders only		
C1	Hard Floor	\$0	B12	28" Black	\$110				R1	18" Black Plastic	\$60
C2	Glides	\$0	B20	25" Spider Ring w/Glides	\$145				R2	20" Chrome	\$80
C3	Occupied Braking	\$185		<i>Special shipping required</i>							
C4	Unoccupied Braking	\$60							NeXtep® for stool cylinders only		
									R8	8" w/Casters	\$185
									R10	10" w/Casters	\$185
									R18	8"/10" w/Casters	\$295
									RW8	Wide 8" w/Casters	\$295
									RW10	Wide 10" w/Casters	\$295
									Also available w/glides.		

For additional stool options
see page 110.



NCU552

Industrial/Healthcare


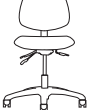
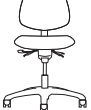
Features

Standard Features

- Passive weight dispersion design
 - Urethane is resilient to harsh environments
 - Wide variety of stool options
 - Cleanroom option available
- No Arms
 - Hard Floor Casters
 - 26" Black Base
 - 5" Cylinder
 - Cleanroom to Class 100

Step 1 — Model Number

Series Code	Back	Seat	Select a Mech
NCU Graphite	5 Flat Urethane Back	5 Flat Urethane Seat	1 Basic
			2 Standard
			3 Deluxe-tilt
NCU	5	5	2

Basic	Standard	Deluxe-tilt
		
NCU551	NCU552	NCU553
\$479	\$541	\$571

Urethane

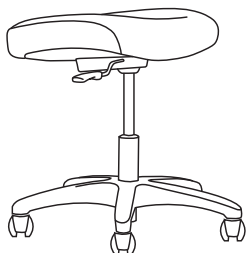
33.5 x 26 x 26	31.5 x 26 x 26	31.5 x 26 x 26	Chair (H x W x D)
41 lbs	41 lbs	41 lbs	Chair Weight
19	19	19	Seat Width
14.25 – 19.25	14 – 19	14 – 19	Seat Height
17.5 – 20	18	18	Seat Depth
R5°	R5°	F7° – R4°	Seat Angle
17	17	17	Back Width
16.25	14.5 – 18.5	14.5 – 18.5	Back Height
103°	90° – 120°	105° – 136°	Back Angle
16 – 20	16 – 20	16 – 20	Lumbar Range
26	26	26	Base Diameter
28 x 26 x 24	28 x 26 x 24	28 x 26 x 24	Shipping Box (L x W x H)
51 lbs	51 lbs	51 lbs	Shipping Weight
KD	KD	KD	Shipping Method

All measurements are nominal and shown in inches.
Specs may differ for stools.

Step 2 — Add option codes after model number NCU552 - __ - __

General			Casters/Glides			Bases			Stool Cylinders		
F	Fring® Footrest	\$50	C2	Glides	\$0	B3	26" Spider Ring w/Glides	\$140	L4	8" Cylinder	\$55
	<i>Only available on (B0) base</i>		C3	Occupied Braking	\$185		<i>Special shipping required</i>		L5	10" Cylinder	\$55
HD	Heavy Duty	\$100	C4	Unoccupied Braking	\$60	B6	26" Polished Aluminum	\$140	L7	7" Cylinder	\$55
	<i>Only available on (1) Mech</i>					B9	28" Chrome	\$160	Footrings for stool cylinders only		
						B12	28" Black	\$110	R1	18" Black Plastic	\$60
Arms						B20	25" Spider Ring w/Glides	\$145	R2	20" Chrome	\$80
							<i>Special shipping required</i>		NeXtep® for stool cylinders only		
A0	4" Adjustable	\$140				L1	3" Cylinder	\$0	R8	8" w/Casters	\$185
A2	T Arms	\$90				L13	7" Dual Stage	\$55	R10	10" w/Casters	\$185
A3	3" Adjustable	\$90				L14	10" Dual Stage	\$55	R18	8"/10" w/Casters	\$295
A6	4" Adjustable Extended Height	\$190							RW8	Wide 8" w/Casters	\$295
									RW10	Wide 10" w/Casters	\$295
									Also available w/glides.		
									For additional stool options see page 110.		

Stratus™ Upholstered



NBF064



NBF074

Features

- ESD & Cleanroom options available
- Passive weight dispersion design
- Generous foam for optimal comfort


Standard Features

- Hard Floor Casters
- 22" Black Base
- 5" Cylinder

Industrial/Healthcare

Step 1 — Model Number

Series Code	Back	Select a Seat	Select a Mech
NBF Stratus Upholstered	0 Backless	6 Medium Seat 7 Round Seat	4 Basic 5 Ring 6 Tilt
NBF	0	6	6

Basic	Ring	Tilt
		
NBF064	NBF074	NBF075
\$316	\$265	\$296
\$346	\$295	\$326
\$376	\$325	\$356
\$416	\$365	\$396
\$456	\$405	\$436
\$506	\$455	\$486
\$556	\$505	\$536
\$616	\$565	\$596
\$676	\$625	\$656

17 x 22 x 22	16 x 22 x 22	16 x 22 x 22	19 x 22 x 22
16.5 lbs	14 lbs	14 lbs	23.5 lbs
19.5	16	16	19.5
14.5 – 19.5	16 – 21	16 – 21	15.75 – 20.75
18.5	16	16	18.5
F4.4°	N/A	N/A	F4.7° – R21.3°
22	22	22	22
1 yd	1 yd	1 yd	1 yd
28 x 26 x 24	25 x 25 x 11	25 x 25 x 11	28 x 26 x 24
26.5 lbs	24 lbs	24 lbs	33.5 lbs
KD	KD	KD	KD

Grade 1

Grade 2

Grade 3

Grade 4

Grade 5

Grade 6

Grade 7

Grade 8

Grade 9

Chair (H x W x D)

Chair Weight

Seat Width

Seat Height

Seat Depth

Seat Angle

Base Diameter

COM Yardage

Shipping Box (L x W x H)

Shipping Weight

Shipping Method

All measurements are nominal and shown in inches.
Specs may differ for stools.

Step 2 — Add option codes after model number NBF066 - __ - __

General			Bases		
CR	Cleanroom to Class 100	\$120	B0	26" Black	\$0
E	ESD*	\$290	B3	26" Spider Ring w/Glides	\$140
F	Fring® Footrest	\$50		<i>Special shipping required</i>	
	<i>Only available on (B0) base</i>		B6	26" Polished Aluminum	\$140
Casters/Glides			B9	28" Chrome	\$160
C1	Hard Floor	\$0	B12	28" Black	\$110
C2	Glides	\$0	B20	25" Spider Ring w/Glides	\$145
C3	Occupied Braking	\$185		<i>Special shipping required</i>	
C4	Unoccupied Braking	\$60	B22	22" Black	\$0
C5	Single Wheel Industrial	\$60	Chair Cylinders		
	<i>Hard floor</i>		L1	3" Cylinder	\$0
			L3	5" Cylinder	\$0
			L14	10" Dual Stage	\$55

Connexion® Arm	
Z1	Connexion Arm
	<i>Only available on (7) seat</i>

Connexion® Arm Attachments	
A1	Tablet Holder
	<i>Requires (Z1) Connexion Arm</i>

Stool Options

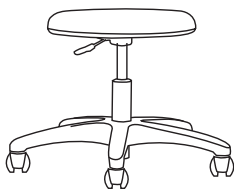
Stool Cylinders		
L4	8" Cylinder	\$55
L5	10" Cylinder	\$55
L7	7" Cylinder	\$55

Footrings for stool cylinders only		
R1	18" Black Plastic	\$60
R2	20" Chrome	\$80

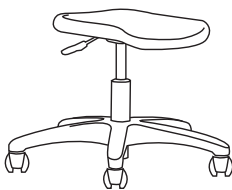
NeXtep® for stool cylinders only		
R8	8" w/Casters	\$185
R10	10" w/Casters	\$185
R18	8"/10" w/Casters	\$295
RW8	Wide 8" w/Casters	\$295
RW10	Wide 10" w/Casters	\$295

Also available w/glides.

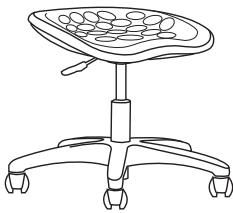
For additional stool options
see page 110.



NBU044



NBU054



NBU084

Features







Standard Features

- Passive weight dispersion design
 - Urethane is resilient to harsh environments
 - Cleanroom option available
- 5" Cylinder
 - 22" Black Base
 - Hard Floor Casters
 - Cleanroom to Class 100

Industrial/Healthcare

Step 1 — Model Number

Series Code	Back	Select a Seat	Select a Mech
<div>NBU</div> <div>Stratus Urethane</div>	<div>0</div> <div>Backless</div>	<div>4</div> <div>Round Seat</div> <div>5</div> <div>Flat Seat</div> <div>8</div> <div>Tractor Seat</div>	<div>4</div> <div>Basic</div> <div>5</div> <div>Ring</div> <div>6</div> <div>Tilt</div>
<div>NBU</div>	<div>0</div>	<div>4</div>	<div>6</div>

Basic			Ring	Tilt	
					
NBU044	NBU054	NBU084	NBU045	NBU056	NBU086
\$204	\$326	\$357	\$235	\$428	\$459
13.5 x 22 x 22	14.5 x 22 x 22	13.5 x 22 x 22	13.5 x 22 x 22	15 x 22 x 22	13.25 x 22 x 22
17 lbs	28 lbs	22 lbs	17 lbs	28 lbs	22 lbs
14	19	19	14	19	19
13.5 – 18.5	14.5 – 19.5	13.5 – 18.5	13.5 – 18.5	15 – 20	13.25 – 18.25
14	18	13.5	14	18	13.5
R0°	R7°	R2.5°	R0°	F2° – R14°	F2.5° – R10°
22	22	22	22	22	22
N/A	N/A	N/A	N/A	N/A	N/A
25 x 25 x 11	25 x 25 x 11	25 x 25 x 11	25 x 25 x 11	25 x 25 x 11	25 x 25 x 11
27 lbs	38 lbs	32 lbs	27 lbs	38 lbs	32 lbs
KD	KD	KD	KD	KD	KD

Urethane

Chair (H x W x D)

Chair Weight

Seat Width

Seat Height

Seat Depth

Seat Angle

Base Diameter

COM Yardage

Shipping Box (L x W x H)

Shipping Weight

Shipping Method

All measurements are nominal and shown in inches.
Specs may differ for stools.

Step 2 — Add option codes after model number NBU046 - __ - __

General

F **Fring® Footrest** \$50
Only available on (B0) base

Casters/Glides

C1 **Hard Floor** \$0
C2 **Glides** \$0
C3 **Occupied Braking** \$185
C4 **Unoccupied Braking** \$60
C5 **Single Wheel Industrial** \$60
Hard floor

Bases

B0 **26" Black** \$0
B3 **26" Spider Ring w/Glides** \$140
Special shipping required
B6 **26" Polished Aluminum** \$140
B9 **28" Chrome** \$160
B12 **28" Black** \$110
B20 **25" Spider Ring w/Glides** \$145
Special shipping required
B22 **22" Black** \$0

Chair Cylinders

L1 **3" Cylinder** \$0
L3 **5" Cylinder** \$0
L14 **10" Dual Stage** \$55

Stool Options

Stool Cylinders

L4 **8" Cylinder** \$55
L5 **10" Cylinder** \$55
L7 **7" Cylinder** \$55

Footrings for stool cylinders only

R1 **18" Black Plastic** \$60
R2 **20" Chrome** \$80

NeXtep® for stool cylinders only

R8 **8" w/Casters** \$185
R10 **10" w/Casters** \$185
R18 **8"/10" w/Casters** \$295
RW8 **Wide 8" w/Casters** \$295
RW10 **Wide 10" w/Casters** \$295

Also available w/glides.

For additional stool options
see page 110.

NEXTEP®

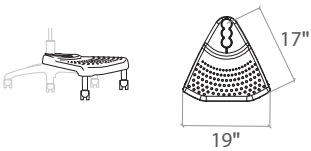
- Adjustable depth (13", 15" & 17") from cylinder
Not available on Wide NeXtep
- Wide platform for comfortable & ergonomic positioning of the feet & leg support
- Strong, stable step for entering & exiting the stool
- Casters lock when weight is applied
- Supports up to 400 lbs

Only available on Neutral Posture stools

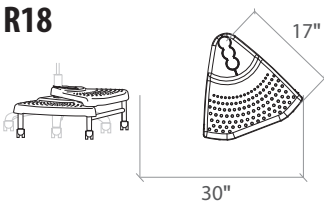
		w/Glides		w/Locking Casters
8"	R7	\$135	R8	\$185
10"	R9	\$135	R10	\$185
12"	R11	\$135	R12	\$185
8"/10" Combo	R17	\$235	R18	\$295
10"/12" Combo	R21	\$235	R22	\$295
Wide 8"	RW7	\$235	RW8	\$295
Wide 10"	RW9	\$235	RW10	\$295

The NeXtep should only be used on stools that meet the current BIFMA tip test standards.

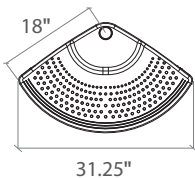
R8



R18



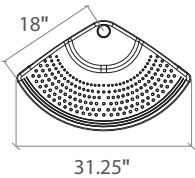

RW10



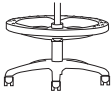
N-POSITION™

- Wide platform for comfortable & ergonomic positioning of the feet & leg support
- Top surface provides extra raised surface area to support legs while sitting
- Supports up to 400 lbs

F8 (8" Platform)	\$395
F10 (10" Platform)	\$395

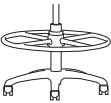


FOOTRINGS



- 18" BLACK PLASTIC**
- Flat textured surface
 - Height adjustable
 - Pressure fit

R1 \$60



- 20" CHROME**
- Height adjustable
 - Twist/spin tightening

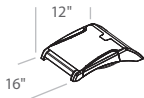
R2 \$80



- FRING® W/BASE**
- Aids shorter workers with a slightly higher "floor"
 - Raised massage bumps provide a gentle rub to shoeless feet

FRF \$175

FOOTRESTS



- ADJUSTABLE**
- Easy adjustment, folding support legs provide platform
 - Tilt angles of 6°, 12°, 16° & 25°
 - Provides support for workers under 5th percentile
 - Footrest surface covered by anti-fatigue rubber mat

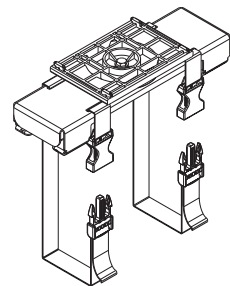
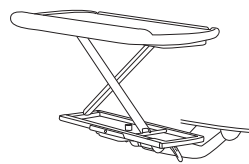
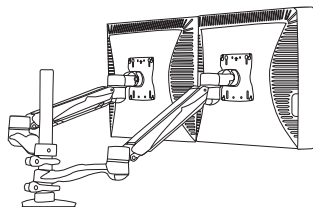
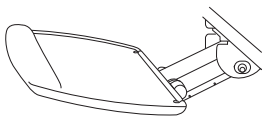
FR16 \$175

WORKPLACE ACCESSORIES

At Neutral Posture we are about more than just chairs. The office is all about being a place where you can be productive and get your task done with excellence and speed. In order to be the most productive you can be you need accessories to help. Nothing is worse than not having the right tool when you are trying to

complete a task. People of all industries work hard and our accessories collection is here to make life just a little bit easier. From our popular Connexion Arm®, that supports your tablet, to our monitor arms, our accessories are ground-breaking and will elevate your productivity to the next level with ease.

WORKPLACE ACCESSORIES



KEYBOARD ARMS



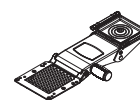
Leverless



Sit/Stand



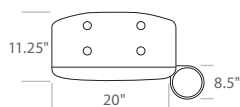
Econo



Dual Indicator
HFES compliant

Code	A	C	E	U
Leverless Height	✓	✓	N/A	N/A
Height	-6" – 2.5"	-6" – 8"	-5.25" – 0"	-6.5" – 2.38"
Tilt	-15° – 0°	-15° – 0°	-15° – 15°	-20° – 10°
Spring Assist	✓	✓	✓	✓
360° Rear Swivel	✓	✓	✓	✓
Track Length	23"	21"	18"	19"
(OPTIONAL) Short Track	18"	18"	N/A	N/A
Glide Track	✓	✓	✓	✓
Quick Ship	QS	QS	QS	
List	\$210	\$230	\$160	\$245

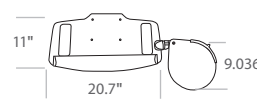
KEYBOARD TRAYS



11

- Straights, corners & natural keyboards
- Anti-skid neoprene pads hold keyboard securely in place

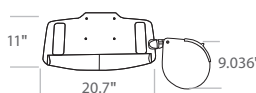
List \$155



52

- Straight
- 20" "green" tray
- Height adjustable tilt & swivel mouse
- Gel filled palm rest

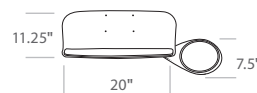
List \$325



21

- Straight
- 20" phenolic tray
- Height adjustable tilt & swivel mouse
- Gel filled palm rest

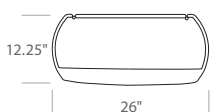
List \$325



86 — ELEMENTAL®

- Straights, corners and natural keyboards
- Made from 100% recycled aluminum
- Polished surface

List \$295



43 — SOFTOUCH™




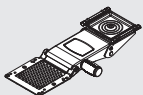
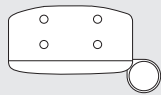
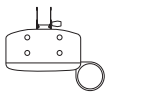
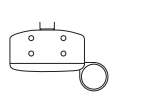
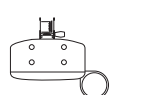
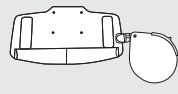
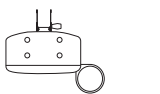
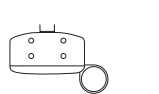
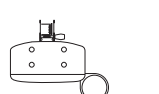
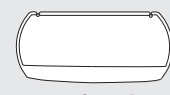
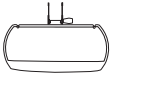
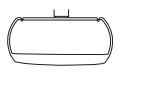
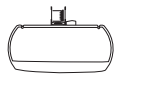
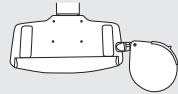
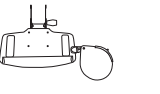
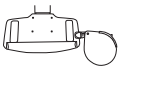
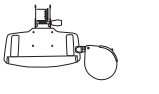
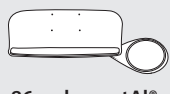
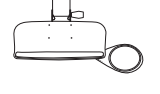
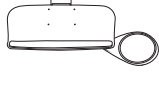
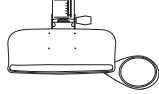
- Straight
- Urethane over steel plate
- Includes mouse surface

List \$230



EASY COMBOS

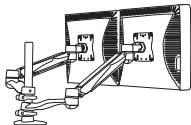
Keyboard Arms

			
Leverless (A)	Sit/Stand (C)	Econo (E)	Dual Indicator (U)
 11	 Easy A11 \$365	 Easy E11 \$315	 Easy U11 \$400
 21	 Easy A21 \$535	 Easy E21 \$485	 Easy U21 \$570
 43 – SofTouch™	 Easy A43 \$440	 Easy E43 \$390	 Easy U43 \$475
 52	 Easy A52 \$535	 Easy E52 \$485	 Easy U52 \$570
 86 – elementAI®	 Easy A86 \$505	 Easy E86 \$455	 Easy U86 \$540

Keyboard Trays

Easy Combo Options

General		
5	Short Track – 18" <i>Only available on (A) or (C) arm</i>	\$0



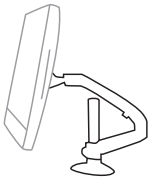
MONITOR ARMS

BOOST™ MONITOR ARM

- Yields 13" of vertical movement & 24" of extension
- Supports monitors weighing up to 20 lbs
- Effortlessly position two monitors at the same height on a single post
- Easily attach two arms on a single post without additional brackets
- Install three or more arms with an optional cross bar
- Convenient keyhole slots to effortlessly install monitor onto mounting plate
- Panel, slat wall & desk mounting options

NOTE: For multi-screen solutions, contact customerservice@neutralposture.com

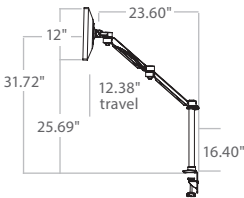
Single Arm	Description	List
KCG-110B	Black	\$455
KCG-110S	Silver	\$455
Double Arm		List
KCG-110DB	Black	\$899
KCG-110DS	Silver	\$899
Wall Mount		List
KCG-WMB	Black	\$525
KCG-WMS	Silver	\$525



FREEDOM ARM

- Includes vesa plate aluminum articulating arm & desk clamp base
- Tilt: Up 90°, Down 45°
- Pan: 180°
- Rotation: 360°
- Offers 14" of dynamic one-touch height adjustment
- Full extension range of 23.4"

Model #	Description	List
918001	Silver	\$495

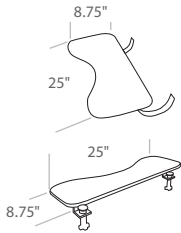


SIT/STAND MONITOR ARM

- Sturdy aluminum construction with vesa compatibility
- Width & depth adjustable fasteners
- Convenient pull handle
- Brings monitor up to standing height

Model #	Description	List
KCG-SSB	Black	\$575
KCG-SSS	Silver	\$575

ACCESSORIES



FOREARM SUPPORTS

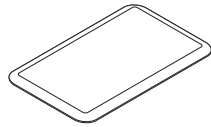
- Alleviates shoulder, neck & body burden
- Provides soft transition to protect ulnar nerve
- Lightweight & portable



Model 1

Model 2

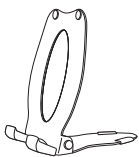
160241 \$240	160243 \$240	w/Hooks
160242 \$240	160244 \$240	w/Screws



ANTI-FATIGUE FLOOR MATS

- Premium comfort will not bottom out or lose bounce over time
- Commercial-grade heavy-duty polyurethane
- Matte texture provides optimum traction
- Beveled edge reduces tripping potential
- Available in black

H	W	D	MODEL #	LIST
¾"	32"	20"	EAM3220B	\$285
¾"	48"	20"	EAM4820B	\$435
¾"	72"	20"	EAM7220B	\$648
¾"	36"	24"	EAM3624B	\$360
¾"	60"	36"	EAM6036B	\$828



TABLET HOLDER

- Light weight & portable
- Dimensions: 6.76 x 5.5 x 2
- Holds tablets, phones or documents upright
- Easily adjusts for comfortable viewing angle
- Rests on desktop or flat surfaces

Model #	Description	List
TABHLDR	Black	\$137

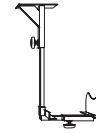
CPU HOLDERS

CPU HOLDER

- Mounts easily under worksurface storing CPU safely under desk & off the floor
- Adjusts to either a vertical or horizontal position
- Adjustable width of 5.5" – 9.8" & height of 15.5" – 20"

Model #
VCPUF

List
\$175

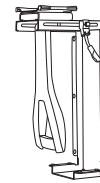


CPU HOLDER

- CPU retracts on a 17" track & swivels to allow full accessibility & easy storage
- Accommodates CPU weighing up to 75 lbs & measuring 64" in perimeter
- Installation is quick & easy
- Soft touch anti-slip pads prevent CPU from slipping

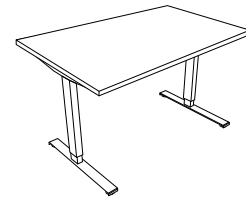
Model #
VCPU

List
\$195



ADJUSTABLE HEIGHT TABLES

For adjustable height tables see Equity^{NP} Price List



Workplace Accessories



STANDUP®

- Retrofits between most existing keyboard trays & keyboard arms
- Mounts directly to worksurface without keyboard arm
- Additional 2" – 11" of height adjustment
- Infinite range positioning
- \$50 discount when ordered with any Easy Combo (page 115)

MODEL #	LIST
SUP04	\$420

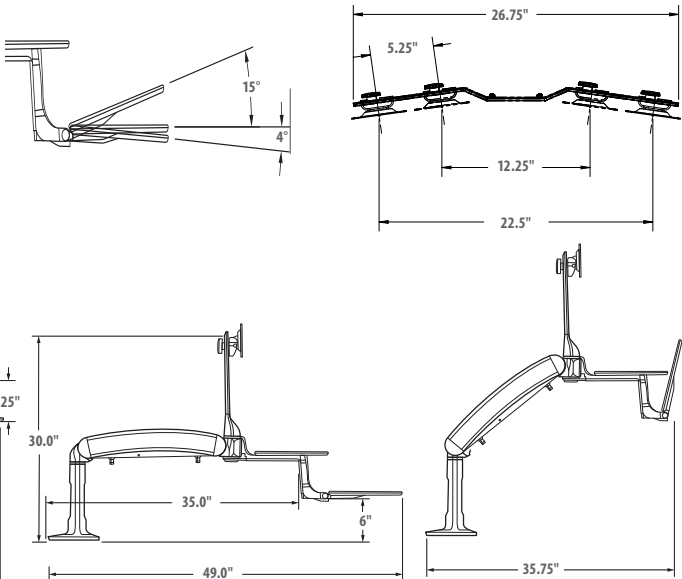


STANDUP® A1

- The integral dual tray system offers a spacious keyboard & mouse platform as well as a secondary surface for other items
- Extends forward to allow the keyboard tray to rest below the desk surface supporting proper ergonomic positioning
- Over 22" of assisted positioning
- Accommodates users ranging from 5th percentile seated female to 95th percentile standing male
- Supports monitors weighing between 5–20 lbs
- Supports technology ranging from 5–25 lbs
- Grommet or clamp mount

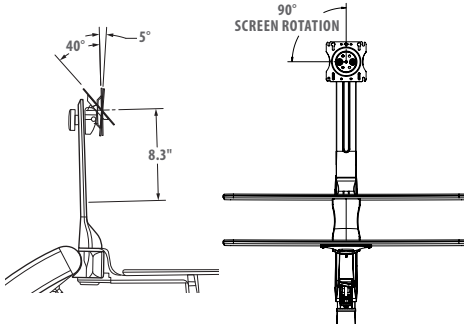
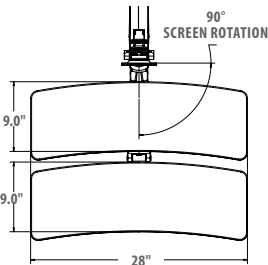
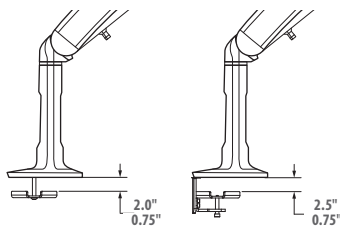
1 MONITOR	MECH	LIST
SUPA1B	Black	\$997
SUPA1S	Silver	\$997

2 MONITORS	MECH	LIST
SUPA2B	Black	\$1,187
SUPA2S	Silver	\$1,187



GROMMET MOUNT

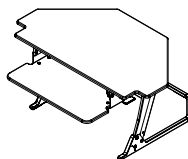
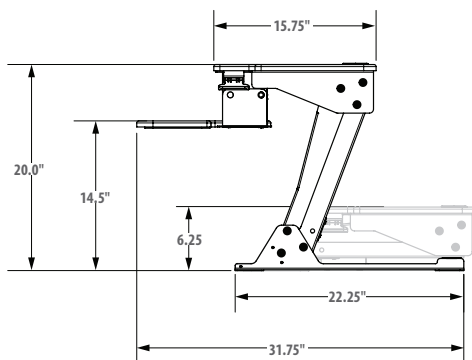
CLAMP MOUNT





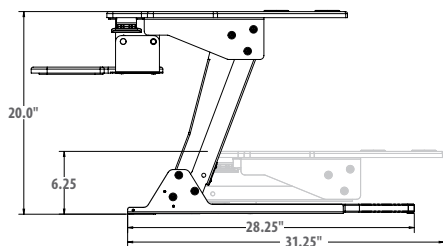
STANDUP® X1

- Easily convert any desk into a sit/stand workstation
- 13.8" of height range accommodates a variety of users
- Keyboard tray has 20° (-10° to 10°) of tilt
- Weighs only 40 lbs
- Primary worksurface accommodates two 24" monitors
- No assembly required



STANDUP® X1 — CORNER

- Easily convert any desk into a sit/stand workstation
- Designed to fit 90° corner desk configurations
- 13.8" of height range accommodates a variety of users
- Keyboard tray has 20° (-10° to 10°) of tilt
- Weighs only 42 lbs
- Primary worksurface accommodates two 24" monitors
- No assembly required



36" Wide — Supports up to 35 lbs

MODEL #	MECH	WORKSURFACE	LIST/L1	L2	L3
SUPX136B	Black	N/A	\$ 567	N/A	N/A
SUPX136BL	Black	Laminate	\$ 897	\$ 987	\$ 1,076
SUPX136W	White	N/A	\$ 567	N/A	N/A
SUPX136WL	White	Laminate	\$ 897	\$ 987	\$ 1,076

40" Wide — Supports up to 35 lbs

MODEL #	MECH	WORKSURFACE	LIST/L1	L2	L3
SUPX140BL	Black	Laminate	\$ 955	\$ 1,051	\$ 1,146
SUPX140WL	White	Laminate	\$ 975	\$ 1,073	\$ 1,170

42" Wide — Supports up to 45 lbs

MODEL #	MECH	WORKSURFACE	LIST/L1	L2	L3
SUPX142B	Black	N/A	\$ 975	N/A	N/A
SUPX142BL	Black	Laminate	\$ 995	\$ 1,095	\$ 1,194

48" Wide — Supports up to 45 lbs

MODEL #	MECH	WORKSURFACE	LIST/L1	L2	L3
SUPX148BL	Black	Laminate	\$ 1,175	\$ 1,293	\$ 1,410

36" Wide — Supports up to 35 lbs

MODEL #	MECH	WORKSURFACE	LIST/L1	L2	L3
SUPX1CR36BL	Black	Laminate	\$ 1,365	\$ 1,502	\$ 1,638

42" Wide — Supports up to 35 lbs

MODEL #	MECH	WORKSURFACE	LIST/L1	L2	L3
SUPX1CR42B	Black	N/A	\$ 995	N/A	N/A
SUPX1CR42BL	Black	Laminate	\$ 1,395	\$ 1,535	\$ 1,674

LAMINATES FOR STANDUP X1

L1

Ebony Starlight – Surf(x)
Matte White – Surf(x)

3D-100
3D-200

L2

American Natural – Surf(x)
Baroque – 3D
Shaker Cherry – Surf(x)

3D-300
3D-600
3D-500


L3

All other laminates from Omnova are available at L3 pricing with a minimum order of 10 StandUp X1s.


<https://www.omnova.com/product-types/laminates>

FABRICS

Grade 1




Spacer
Mayer Fabrics
1,000,000+ double rubs



Cross Check
Mayer Fabrics
258,000 double rubs



Forte
Mayer Fabrics
183,000 double rubs



Quattro
Mayer Fabrics
237,000 double rubs




Rumba
Mayer Fabrics
55,000 double rubs


Grade 2



Ace
C.F. Stinson
1,000,000+ double rubs
Not available on NV (3) back



Foundation 10
Mayer Fabrics
1,000,000 double rubs



Jive
Mayer Fabrics
82,000 double rubs



M Plus
Teknit®
200,000 double rubs
Not available on Embrace, Embrace Guest & NV



Samba
Mayer Fabrics
85,000 double rubs



Top Shelf
Guilford of Maine
250,000 double rubs
Not available on Embrace, Embrace Guest & NV


Grade 3



Cloud 9™
335,000 double rubs
Not available on Embrace, Embrace Guest & NV




Fedora
Mayer Fabrics
100,000 double rubs



Moonscape
Mayer Fabrics
378,000 double rubs



Reverb
Mayer Fabrics
100,000+ double rubs




Revive™
Teknit®
125,000 double rubs
Not available on Embrace, Embrace Guest & NV



Tango
Mayer Fabrics
80,000 double rubs

CAL 133

Grade 2



Foundation 10
Mayer Fabrics
1,000,000 double rubs

ESD


Grade 3



Cloud 9™ ESD
(Thunder Only)
Not available on Embrace, Embrace Guest & NV

CRYPTON

Grade 5



Finale
Mayer Fabrics
250,000 double rubs

Grade 4



Avant
C.F. Stinson
1,500,000 double rubs

Grade 5




Nylon Stat
Mayer Fabrics
138,000 double rubs



Vinyl Stat - ESD
Mayer Fabrics
100,000 double rubs

LEATHERS/FAUX LEATHERS

Grade 1



Ranchero
Mayer
250,000 double rubs

Grade 2



Dolce (Black Only)
Spradling International
400,000 double rubs

Grade 3




Primera®
Ultrafabrics®
400,000 double rubs



Nauga Soft
Mosehart-Schleeter
1,000,000 double rubs

Grade 5



Canter EPU
Momentum Textiles
1,000,000 double rubs




Dolce (Colors)
Spradling International
400,000 double rubs



Ultraleather™
Ultrafabrics®
400,000 double rubs

Grade 9



Madras
335,000 double rubs

QUICK SHIP FABRICS

Grade 1

Ranchero	Black	230609
Spacer	Pewter	200651
Spacer	Ink	200649
Spacer	Black	200648
Spacer	Wine	200650

Grade 2

Ace	Toast	200714
Ace	Peony	200710
Ace	Char	200703
Ace	Midnight	200709
Ace	Jet	200707

Grade 3

Cloud 9	Red Dawn	
Cloud 9	Midnight Sky	
Cloud 9	New Haze	
Cloud 9	Fog	
Cloud 9	Thunder	
Revive	Ebony	
Revive	Goose	
Revive	Ink	
Revive	Metal	

Graded In Fabrics

GRADED IN AND COM UPHOLSTERY

Neutral Posture's furniture is manufactured to the highest standards. The unique nature of upholstery and the other materials that are used in production means that no two pieces will be exactly alike. Fabrics will upholster differently based on composition and construction. Neutral Posture makes every effort to ensure that each item is produced to our exacting standards, but cannot be held responsible for slight variations in upholstery, color and general appearance.

Our artisans are skilled in creating consistent finishes across all products and materials. However, the individual nature of the materials used in the construction of our furniture means that no two pieces of furniture are exactly alike. Similarly, the images in our publications are as accurate as your monitor is calibrated, but customers are reminded that colors and finishes may vary according to the unique nature of each item of furniture.

Neutral Posture will not be responsible for variances in the sit and performance of a chair due to the fact that certain fabrics such as knits will perform differently than milled fabrics. Generally, knitted fabrics will create a softer sit and milled fabrics will provide a firmer sit.

For specific color matching requirements please contact Customer Service.

The Neutral Posture Upholstery Department is pleased to offer a Graded-in program and also accepts C.O.M. for most products. For certain items or in cases of unusual or difficult fabric patterns additional material may be required. Any unusual or special cutting requirements must be requested in writing and a full-width fabric repeat sent to Customer Service in order for a quotation to be provided. The customer is responsible for shipping C.O.M. to our Upholstery Department.

ARC COM		
Manufacturer	Pattern	Grade
Arc Com	Allegra	5
Arc Com	Alpha	5
Arc Com	Analog	7
Arc Com	Apex	6
Arc Com	Arashi	7
Arc Com	Astral	6
Arc Com	Atomic	7
Arc Com	Aurora	6
Arc Com	Axis	6
Arc Com	Bali	7
Arc Com	Block Party	7
Arc Com	Block Petal	6
Arc Com	Blossom	7
Arc Com	Boardwalk	5
Arc Com	Bounce	7
Arc Com	Brayer Flower	7
Arc Com	Bronco	5
Arc Com	Bubbly	7
Arc Com	Campus Stripe	6
Arc Com	Candy Land	7
Arc Com	Carnival	5
Arc Com	Casablanca	6
Arc Com	Cascade	6
Arc Com	Cassio	5
Arc Com	Cavo	7
Arc Com	Centring Stripe	6
Arc Com	Channel	5
Arc Com	Chit-Chat	5
Arc Com	Chroma	5
Arc Com	Cirque	7
Arc Com	Clarion	6
Arc Com	Coastline	5
Arc Com	Column	5
Arc Com	Compass	7
Arc Com	Constantine	8
Arc Com	Contour	5
Arc Com	Cosmos	5
Arc Com	Crescendo	6
Arc Com	Crossroads	6
Arc Com	Crystal	5
Arc Com	Dakota	5
Arc Com	Dakota 2	5
Arc Com	Daytona	7
Arc Com	Dazzle	8
Arc Com	Delphi	5
Arc Com	Delta	5
Arc Com	Drifter	5
Arc Com	Durango	4
Arc Com	Dynasty	6
Arc Com	Eclipse	6
Arc Com	Elementary	7
Arc Com	Elevado	6
Arc Com	Emerson	5
Arc Com	Empress	5
Arc Com	Encore	5
Arc Com	Etch	5
Arc Com	Facet	7
Arc Com	Fiji	5

Manufacturer	Pattern	Grade
Arc Com	Fiore	7
Arc Com	Fireflies	5
Arc Com	Fragment	7
Arc Com	Francesca Wool	8
Arc Com	Francesca Wool II	8
Arc Com	Frontier	4
Arc Com	Galaxy	6
Arc Com	Gamma	5
Arc Com	Gardenia	5
Arc Com	Gatsby	5
Arc Com	Gem	5
Arc Com	Geostitch	7
Arc Com	Gianni	6
Arc Com	Glam	5
Arc Com	Glo	6
Arc Com	Great Wall	6
Arc Com	Grid	6
Arc Com	Hanji	6
Arc Com	Harlequin	6
Arc Com	Highlands	7
Arc Com	Hush	5
Arc Com	Illusion	4
Arc Com	Illusion 2	4
Arc Com	Intaglio	6
Arc Com	Intaglio 2	6
Arc Com	Intersect	5
Arc Com	Interstate	5
Arc Com	Iona	5
Arc Com	Isabella	5
Arc Com	Itajime	6
Arc Com	Jardin	6
Arc Com	Jing	5
Arc Com	Jive	6
Arc Com	Journey	6
Arc Com	Kaolin	5
Arc Com	Kassena	5
Arc Com	Katano	6
Arc Com	Key	5
Arc Com	Kimono	6
Arc Com	Kinetic	6
Arc Com	Kirgami	6
Arc Com	Kuba	6
Arc Com	Kumo	7
Arc Com	Laurel	6
Arc Com	Legacy	6
Arc Com	Legend	6
Arc Com	Linea	6
Arc Com	Loara	6
Arc Com	Lore	6
Arc Com	Lunette	7
Arc Com	Luxe	6
Arc Com	Lyre	5
Arc Com	Lyric	6
Arc Com	Majorca	7
Arc Com	Marathon	5
Arc Com	Marquee	7
Arc Com	Mason	6
Arc Com	Mason Stripe	6
Arc Com	Meadow	6

Manufacturer	Pattern	Grade	Manufacturer	Pattern	Grade	Manufacturer	Pattern	Grade
Arc Com	Mesa	5	Arc Com	Solitude	6	Carnegie	Bolt	9
Arc Com	Mirror Mirror	6	Arc Com	Sonata Stripe	6	Carnegie	Break Line	9
Arc Com	Montage	7	Arc Com	Sonic	6	Carnegie	Brick Lane	6
Arc Com	Moon Beam	6	Arc Com	Spectrum	5	Carnegie	Brigitte Couture S	7
Arc Com	Moon Beam 2	6	Arc Com	Speedway	6	Carnegie	Brimfield	7
Arc Com	Morocco	6	Arc Com	Spin	7	Carnegie	Buff	5
Arc Com	Mystique	6	Arc Com	Spinnaker	7	Carnegie	Buzz	7
Arc Com	Nahouri	6	Arc Com	Spirit	5	Carnegie	Camden	7
Arc Com	Navigator	6	Arc Com	Spot On	6	Carnegie	Cane Embroider S	Call
Arc Com	Network	8	Arc Com	Spring	6	Carnegie	Carnival	8
Arc Com	Niagara	6	Arc Com	Spyro	6	Carnegie	Cascade Applique S	Call
Arc Com	Nova	6	Arc Com	Square One	7	Carnegie	Channel	5
Arc Com	Oculus	6	Arc Com	Strata	5	Carnegie	Chelsea	5
Arc Com	Odyssey	5	Arc Com	Streamline	5	Carnegie	Chroma	9
Arc Com	Ombre Petal	6	Arc Com	Sukhala	6	Carnegie	Circuit S	6
Arc Com	Omega	5	Arc Com	Sundial	6	Carnegie	Cirque Couture	Call
Arc Com	Orion	5	Arc Com	Symphony	6	Carnegie	Coco Couture	7
Arc Com	Pala	7	Arc Com	Sync	5	Carnegie	Collage	7
Arc Com	Palatine	6	Arc Com	Tally	5	Carnegie	Cross Stitch	9
Arc Com	Palatine 2	6	Arc Com	Tectonic	5	Carnegie	Crossing	6
Arc Com	Panache	5	Arc Com	The Plaid	8	Carnegie	Cycle X	6
Arc Com	Pebble Beach	5	Arc Com	Theory	3	Carnegie	Dash X	6
Arc Com	Perspective	6	Arc Com	Top Notch	Call	Carnegie	Dawn	5
Arc Com	Plateau	5	Arc Com	Traverse	6	Carnegie	Dazzle	8
Arc Com	Polished	6	Arc Com	Tritik	6	Carnegie	Deco Embroider S	9
Arc Com	Polo	6	Arc Com	Uptown	8	Carnegie	Departure	5
Arc Com	Posh	7	Arc Com	Urban	6	Carnegie	Edge	6
Arc Com	Primavera	5	Arc Com	Vault	6	Carnegie	Elite	3
Arc Com	Prism	4	Arc Com	Velocity	7	Carnegie	Fine Line	7
Arc Com	Provence	Call	Arc Com	Venture	7	Carnegie	Flash Back S	6
Arc Com	Quest	7	Arc Com	Vineyard	6	Carnegie	Flex	5
Arc Com	Radius	7	Arc Com	Vivo	6	Carnegie	Flux X	6
Arc Com	Raya	6	Arc Com	Volt	8	Carnegie	Four Square	7
Arc Com	Reality Check	5	Arc Com	Wanderer	8	Carnegie	Fractal Emboss S	6
Arc Com	Ringling	6	Arc Com	Windlass	7	Carnegie	Fragment Emboss S	6
Arc Com	Riviera	7	Arc Com	Yo-Yo	7	Carnegie	Fresco	6
Arc Com	Rbotic	6	Arc Com	Zip Line	6	Carnegie	Fusion	6
Arc Com	Rodeo	5				Carnegie	Gamma S	5
Arc Com	Rodeo 2	5				Carnegie	Genome Embroider S	9
Arc Com	Rogue	6				Carnegie	Groove	5
Arc Com	Roundabout	5				Carnegie	Hashtag	5
Arc Com	Sagrada	7				Carnegie	Havana X	6
Arc Com	Sahara	6				Carnegie	Haze X	7
Arc Com	Samba	6				Carnegie	Hepburn	6
Arc Com	Santa Fe	6				Carnegie	Herald	5
Arc Com	Santorini	7				Carnegie	Herringbone X	5
Arc Com	Saxon	6				Carnegie	Hide	5
Arc Com	Sea Willow	6				Carnegie	High Line	7
Arc Com	Sector	6				Carnegie	Hive	7
Arc Com	Sequoia	6				Carnegie	Hoop Embroider S	8
Arc Com	Sherlock	5				Carnegie	Hue	6
Arc Com	Sherlock 2	5				Carnegie	Icon	9
Arc Com	Shibori	6				Carnegie	Impress	5
Arc Com	Shift	6				Carnegie	Index	4
Arc Com	Shimmer	5				Carnegie	Infinity Plaid	8
Arc Com	Shimmer 2	5				Carnegie	Infinity Plush	8
Arc Com	Silverado	5				Carnegie	Infinity Stripe	8
Arc Com	Silverado 2	5				Carnegie	Journey	7
Arc Com	Skye	7				Carnegie	Kaleidoscope S	6

CARNEGIE		
Manufacturer	Pattern	Grade
Carnegie	360	9
Carnegie	Abacus Embroider S	8
Carnegie	Alex	8
Carnegie	Allure	5
Carnegie	Anchor	7
Carnegie	Antoinette Couture S	7
Carnegie	Aria	Call
Carnegie	Artisan Embroider S	9
Carnegie	Axis Embroider S	8
Carnegie	Bangle	7
Carnegie	Bardot	6
Carnegie	Barre	7
Carnegie	Basket	6
Carnegie	Bauble	8
Carnegie	Bliss	7
Carnegie	Blowing Bubbles	7

Graded In Fabrics

Manufacturer	Pattern	Grade	Manufacturer	Pattern	Grade	Manufacturer	Pattern	Grade
Carnegie	Keystone	5	Carnegie	Tweed S	6	C.F. Stinson	Channel	5
Carnegie	Kid	5	Carnegie	Twine	6	C.F. Stinson	Charlotte	4
Carnegie	Kinetic	7	Carnegie	Ultra	6	C.F. Stinson	Chroma	5
Carnegie	Koi	7	Carnegie	Veneer Emboss X	6	C.F. Stinson	Cimena	6
Carnegie	Linen X	5	Carnegie	Versailles Emboss X	6	C.F. Stinson	Chi w/ Agion®	7
Carnegie	Low Line	7	Carnegie	Verse	4	C.F. Stinson	Cinnamon Blossom	6
Carnegie	Maxim	5	Carnegie	Vibe	6	C.F. Stinson	Circulate w/ Celliant	6
Carnegie	Maxwell Street	9	Carnegie	Vintage	7	C.F. Stinson	Cirro	6
Carnegie	Maze	7	Carnegie	Whirlybird	7	C.F. Stinson	Cirque	5
Carnegie	Merge	6	Carnegie	Wish	7	C.F. Stinson	Citadel	4
Carnegie	Merkhet	6				C.F. Stinson	Clean Slate	5
Carnegie	Mesh X	6				C.F. Stinson	Coco	6
Carnegie	Meteor X	6				C.F. Stinson	Colden	6
Carnegie	Moire Stripe Couture S	7				C.F. Stinson	Color Black	7
Carnegie	Monocle Embroider	9				C.F. Stinson	Colorguard	3
Carnegie	Monroe	6				C.F. Stinson	Comeback	7
Carnegie	Moto	6				C.F. Stinson	Concentric	6
Carnegie	Ola	Call				C.F. Stinson	Connect	4
Carnegie	Origin	5				C.F. Stinson	Continuum	5
Carnegie	Oxford	5				C.F. Stinson	Core	3
Carnegie	Pivot	6				C.F. Stinson	Cottonwood	5
Carnegie	Pixie Applique X	Call				C.F. Stinson	Courtyard	6
Carnegie	Pony	5				C.F. Stinson	Cozy	5
Carnegie	Pop Emboss X	6				C.F. Stinson	Criss Cross	4
Carnegie	Prime	5				C.F. Stinson	Crypton Metro	5
Carnegie	Prism X	6				C.F. Stinson	Crystalline	6
Carnegie	Quarry X	6				C.F. Stinson	Current	7
Carnegie	Rattan X	5				C.F. Stinson	Curves Ahead	6
Carnegie	Reef X	5				C.F. Stinson	Cyma	6
Carnegie	Relay	9				C.F. Stinson	Dart	4
Carnegie	Reveal	8				C.F. Stinson	Deflection	6
Carnegie	Reverie	5				C.F. Stinson	Detail	5
Carnegie	Revolve	7				C.F. Stinson	Deza	7
Carnegie	Rise	3				C.F. Stinson	Diffusion	7
Carnegie	Roxy	5				C.F. Stinson	Diva	5
Carnegie	Sequence X	6				C.F. Stinson	Division	5
Carnegie	Spark	9				C.F. Stinson	Dodgeball	6
Carnegie	Silhouette Embroider X	8				C.F. Stinson	Donegal	5
Carnegie	Siltech Press	7				C.F. Stinson	Double Time w/ Agion	7
Carnegie	Sleet Embroider X	8				C.F. Stinson	Drizzle	7
Carnegie	Slide X	6				C.F. Stinson	Duet	5
Carnegie	Spice	7				C.F. Stinson	Elderberry	7
Carnegie	Spire X	6				C.F. Stinson	English Pub	4
Carnegie	Spyro Embroider X	7				C.F. Stinson	Enhance w/ Celliant	6
Carnegie	Strata X	5				C.F. Stinson	Equinox	5
Carnegie	Stride	Call				C.F. Stinson	Essential	3
Carnegie	Strie X	5				C.F. Stinson	Euclid	4
Carnegie	Sway Embroider S	8				C.F. Stinson	Expressions	4
Carnegie	Switch X	6				C.F. Stinson	Fast Lane	4
Carnegie	Switch Embroider X	8				C.F. Stinson	Fenestra	7
Carnegie	Tangle	6				C.F. Stinson	Figment	6
Carnegie	Theory	5				C.F. Stinson	Firefly	7
Carnegie	Tilt	7				C.F. Stinson	Fizz	5
Carnegie	Topiary Embroider X	9				C.F. Stinson	Flanders	4
Carnegie	Trace X	7				C.F. Stinson	Fleck	3
Carnegie	Trestle	7				C.F. Stinson	Flex	5
Carnegie	Triad	7				C.F. Stinson	Flip Flops	6
Carnegie	Triad Stripe	7				C.F. Stinson	Florentine	5
Carnegie	Triathlon	7				C.F. Stinson	Folio	6

Manufacturer	Pattern	Grade	Manufacturer	Pattern	Grade	Manufacturer	Pattern	Grade
C.F. Stinson	Fractal	6	C.F. Stinson	Maxwell	4	C.F. Stinson	Rialto	4
C.F. Stinson	Frequency	5	C.F. Stinson	Maze	7	C.F. Stinson	Riddle	4
C.F. Stinson	Full Tum	7	C.F. Stinson	Mica	5	C.F. Stinson	Ritz	5
C.F. Stinson	Furrows	4	C.F. Stinson	Migration	7	C.F. Stinson	Rogue II	3
C.F. Stinson	Fuse	3	C.F. Stinson	Mingle	6	C.F. Stinson	Salinas	8
C.F. Stinson	Geomet	5	C.F. Stinson	Moby	3	C.F. Stinson	San Simeon	7
C.F. Stinson	Gradation	5	C.F. Stinson	Moccasin	4	C.F. Stinson	Satellite	5
C.F. Stinson	Grand Sierra	4	C.F. Stinson	Modernist	7	C.F. Stinson	Scintillate	6
C.F. Stinson	Gravity	5	C.F. Stinson	Monhegan	6	C.F. Stinson	Scout	4
C.F. Stinson	Grove	6	C.F. Stinson	Montage	5	C.F. Stinson	Script	5
C.F. Stinson	Hands On	6	C.F. Stinson	Montana	4	C.F. Stinson	Seagrass	6
C.F. Stinson	Handwork	6	C.F. Stinson	Mumbai	7	C.F. Stinson	Season	7
C.F. Stinson	Happy Hour	5	C.F. Stinson	Neochrome III	4	C.F. Stinson	Semaphore	5
C.F. Stinson	Happy Tappy	7	C.F. Stinson	Network	5	C.F. Stinson	Sensor	6
C.F. Stinson	Haven	5	C.F. Stinson	Nest	6	C.F. Stinson	Sequence	4
C.F. Stinson	Helix	6	C.F. Stinson	Next Scene	6	C.F. Stinson	Serene	7
C.F. Stinson	Hi-Fi	4	C.F. Stinson	Nimble	6	C.F. Stinson	Shantung	4
C.F. Stinson	Highlight	4	C.F. Stinson	Nova	5	C.F. Stinson	Shift	4
C.F. Stinson	Hive	4	C.F. Stinson	Now & Zen w/ Agion	7	C.F. Stinson	Shimmy	5
C.F. Stinson	Hopsake	5	C.F. Stinson	Naugasoft	4	C.F. Stinson	Shuffle	8
C.F. Stinson	Hot Spot	5	C.F. Stinson	Nishiki	4	C.F. Stinson	Sideline	5
C.F. Stinson	Hourglass	6	C.F. Stinson	Olivia	3	C.F. Stinson	Silver Point	6
C.F. Stinson	Hudson	7	C.F. Stinson	On the Money	5	C.F. Stinson	Sirocco	6
C.F. Stinson	Hush	6	C.F. Stinson	Orbit	5	C.F. Stinson	Skyline	6
C.F. Stinson	I Spy	6	C.F. Stinson	Oscillate	6	C.F. Stinson	Sleek	5
C.F. Stinson	Infinity Plush	7	C.F. Stinson	Outlander	4	C.F. Stinson	Sleeping Bear Dunes	6
C.F. Stinson	Inside Track	4	C.F. Stinson	Overlay	5	C.F. Stinson	Smile	6
C.F. Stinson	Interval	5	C.F. Stinson	Oxford	4	C.F. Stinson	Smoothie	4
C.F. Stinson	Isabella	6	C.F. Stinson	Pacifica	7	C.F. Stinson	Snuggle	5
C.F. Stinson	Jala	7	C.F. Stinson	Panorama	6	C.F. Stinson	Spindles	7
C.F. Stinson	Jam Session w/ Agion	7	C.F. Stinson	Paradox	6	C.F. Stinson	Spirit Millennium	4
C.F. Stinson	Jambi Stripe	6	C.F. Stinson	Park Avenue	6	C.F. Stinson	Splash	6
C.F. Stinson	Kambala	7	C.F. Stinson	Passport	6	C.F. Stinson	Splice	7
C.F. Stinson	Kennebunk	6	C.F. Stinson	Patriot Plus II	3	C.F. Stinson	Sprint	3
C.F. Stinson	Ketana	6	C.F. Stinson	Penelope	5	C.F. Stinson	Squire	5
C.F. Stinson	Kilkenny Tweed	4	C.F. Stinson	Peninsula Mohair	9	C.F. Stinson	Stellar	5
C.F. Stinson	Kinectic	6	C.F. Stinson	Pergola	5	C.F. Stinson	Steppe	6
C.F. Stinson	Knock Knock	7	C.F. Stinson	Perimeter	5	C.F. Stinson	Stipple	5
C.F. Stinson	Knot	5	C.F. Stinson	Persuasion	5	C.F. Stinson	Stitch in Time	4
C.F. Stinson	Kusari	5	C.F. Stinson	Piccadilly	5	C.F. Stinson	Storyboard	7
C.F. Stinson	Labyrinth	6	C.F. Stinson	Pinball	5	C.F. Stinson	Straight and Narrow	6
C.F. Stinson	Lara	3	C.F. Stinson	Pivot	4	C.F. Stinson	Strand	4
C.F. Stinson	Lateral	3	C.F. Stinson	Polka	4	C.F. Stinson	Stratford	8
C.F. Stinson	Leaps & Bounds	6	C.F. Stinson	Portico	5	C.F. Stinson	Stride	5
C.F. Stinson	Level	5	C.F. Stinson	Posey	5	C.F. Stinson	Sumatran Palm	6
C.F. Stinson	Lifecycle	7	C.F. Stinson	Posh	5	C.F. Stinson	Summit	5
C.F. Stinson	Lift	7	C.F. Stinson	Power Grid	6	C.F. Stinson	Sunburst	6
C.F. Stinson	Line Dance	5	C.F. Stinson	Profile	5	C.F. Stinson	Sunswept	6
C.F. Stinson	Links	6	C.F. Stinson	Promenade	5	C.F. Stinson	Supersillyness	7
C.F. Stinson	Loophole	5	C.F. Stinson	Queue	6	C.F. Stinson	Swipe	6
C.F. Stinson	Lucent	7	C.F. Stinson	Radiance	7	C.F. Stinson	Swivel	6
C.F. Stinson	Luster	5	C.F. Stinson	Raffia	5	C.F. Stinson	Symmetry	6
C.F. Stinson	Makeover	7	C.F. Stinson	Rainier	4	C.F. Stinson	Symphony Classic	4
C.F. Stinson	Manchester	5	C.F. Stinson	Rally	3	C.F. Stinson	Tangram	5
C.F. Stinson	Mandala	5	C.F. Stinson	Raquette	6	C.F. Stinson	Tendril	4
C.F. Stinson	Mantra	7	C.F. Stinson	Realm	5	C.F. Stinson	Tessellate	6
C.F. Stinson	Marimba	6	C.F. Stinson	Recharge w/ Celliant	6	C.F. Stinson	Tessuto	4
C.F. Stinson	Marquetry	6	C.F. Stinson	Retrograde	4	C.F. Stinson	Thicket	4
C.F. Stinson	Matrix	5	C.F. Stinson	Revolution	6	C.F. Stinson	Three60	7

Graded In Fabrics

Manufacturer	Pattern	Grade	Manufacturer	Pattern	Grade	Manufacturer	Pattern	Grade
C.F. Stinson	Thrive	7	Designtex	Birdseye	3	Designtex	Holmes	8
C.F. Stinson	Tidbit	6	Designtex	Bitdrift	7	Designtex	Hyde	4
C.F. Stinson	Torus	6	Designtex	Botanique	5	Designtex	Hyphen	6
C.F. Stinson	Touch Bsaе	5	Designtex	Boucle	7	Designtex	Inertia	7
C.F. Stinson	Tranquility	6	Designtex	Boucle Dot	6	Designtex	Inga Large	8
C.F. Stinson	Transcend	3	Designtex	Breana	5	Designtex	Inga Small	8
C.F. Stinson	Tribeca	4	Designtex	Brushed Flannel	5	Designtex	Inkling	7
C.F. Stinson	Trio	7	Designtex	Bunta	6	Designtex	Inkling	7
C.F. Stinson	True Path w/ Agion	7	Designtex	Burlap Weave	6	Designtex	Inside Edge	6
C.F. Stinson	Tweed	6	Designtex	Bute Braemar	9	Designtex	Interlock	6
C.F. Stinson	Twiggy	5	Designtex	Bute Lewis	9	Designtex	Jaunt	7
C.F. Stinson	Umbrian Rain	7	Designtex	Bute Melrose	9	Designtex	Josef	6
C.F. Stinson	Up Tempo w/ Agion	7	Designtex	Bute Storr	Call	Designtex	Journey	9
C.F. Stinson	Urban Grid	3	Designtex	Bute Tiree	Call	Designtex	Kami	8
C.F. Stinson	Vanish	7	Designtex	Bute Tweed	9	Designtex	Lambert	8
C.F. Stinson	Vapor	7	Designtex	Capsule	7	Designtex	Latitude	7
C.F. Stinson	Vegas	4	Designtex	Carrick	9	Designtex	Lattice	7
C.F. Stinson	Velocity	5	Designtex	Cassava	6	Designtex	Leap	6
C.F. Stinson	Vermont	6	Designtex	Catalyst	5	Designtex	Leaves	6
C.F. Stinson	Vibe	5	Designtex	Chapiteau	5	Designtex	Line Variations	7
C.F. Stinson	View	7	Designtex	Circa	6	Designtex	Little Dot	6
C.F. Stinson	Vineyard	7	Designtex	Clerkenwell	Call	Designtex	Luster	6
C.F. Stinson	Voltage	7	Designtex	Code	6	Designtex	Mark	5
C.F. Stinson	Walk the Line	6	Designtex	Collier	5	Designtex	Measure	5
C.F. Stinson	Whirl	6	Designtex	Colten	5	Designtex	Melange	5
C.F. Stinson	Whisper	4	Designtex	Concept	7	Designtex	Metallo	6
C.F. Stinson	Willow Talk	6	Designtex	Connor	5	Designtex	Metta	5
C.F. Stinson	Wish	8	Designtex	Course	7	Designtex	Microgrid	5
C.F. Stinson	Ziggy	4	Designtex	Crisscross	7	Designtex	Migration	9
C.F. Stinson	Zoom	5	Designtex	Crosshatch	7	Designtex	Mingle	7
C.F. Stinson	Zodiac	5	Designtex	Crossweave	5	Designtex	Minnie	4
			Designtex	Crosswind	6	Designtex	Mod	7
			Designtex	Cubitt	7	Designtex	Modern Tweed	9
			Designtex	Current	6	Designtex	Mohair Plus	Call
			Designtex	Dart	7	Designtex	Motif	6
			Designtex	Delaine	6	Designtex	Myddleton	Call
			Designtex	Distressed Texture	6	Designtex	Net	7
			Designtex	Divide	7	Designtex	New Brunswick	3
			Designtex	Draft	6	Designtex	Nexus	7
			Designtex	Ellipsis	4	Designtex	Opulent	5
			Designtex	Faux Sure	7	Designtex	Oscillate	7
			Designtex	Five Cities	7	Designtex	Otto	6
			Designtex	Florin	6	Designtex	Oxford Stripe	7
			Designtex	Fluent	7	Designtex	Pause	6
			Designtex	Fomo	5	Designtex	Pennington	7
			Designtex	Forestbound	5	Designtex	Phenomena	7
			Designtex	Fortuna	8	Designtex	Pigment	8
			Designtex	Friendly Faux	7	Designtex	Pika	5
			Designtex	Gale	6	Designtex	Pinball	7
			Designtex	Gleam	6	Designtex	Pinpoint	7
			Designtex	Gradate	6	Designtex	Pivot	5
			Designtex	Gridley	5	Designtex	Pixel	7
			Designtex	Halyard	8	Designtex	Plaid	7
			Designtex	Hashtag	5	Designtex	Pleat	7
			Designtex	Heather	7	Designtex	Pop Art	7
			Designtex	Hem Stitch	5	Designtex	Posey	7
			Designtex	Henrik Large	8	Designtex	Prompt	7
			Designtex	Henrik Small	8	Designtex	Rail	6
			Designtex	Hexstripe	6	Designtex	Rainwater	7

DESIGNTEX

Manufacturer	Pattern	Grade
Designtex	Adler	5
Designtex	Air	9
Designtex	Alcazar	5
Designtex	Alchemy	5
Designtex	Aloft	5
Designtex	Alpine	5
Designtex	Amwell	Call
Designtex	Angle	8
Designtex	Annex	5
Designtex	Anni	8
Designtex	Appleseed	6
Designtex	Arni	5
Designtex	Arthur	Call
Designtex	Aspect	4
Designtex	Aster	8
Designtex	Bark Cloth	6
Designtex	Bead	7
Designtex	Beguiled By The Wild	6
Designtex	Big Dot	6
Designtex	Big Texture	6
Designtex	Billiard Cloth	6
Designtex	Birch Bark Plaid	7

Manufacturer	Pattern	Grade
Designtex	Reppweave	5
Designtex	Revelry	6
Designtex	Rise	5
Designtex	Rocket	5
Designtex	Rodenbach	8
Designtex	Rotary	7
Designtex	Rothsay	8
Designtex	Round Leaves	8
Designtex	Rove	6
Designtex	Rumeli	5
Designtex	Sail	7
Designtex	Samba	8
Designtex	Savile Plaid	8
Designtex	Scale	6
Designtex	Schism	5
Designtex	Score	7
Designtex	Segment	8
Designtex	Shimmering Tide	9
Designtex	Shortcut	7
Designtex	Silicone Element	7
Designtex	Singing in he Rain	5
Designtex	Sketch	7
Designtex	Social Dance	7
Designtex	Sorano	5
Designtex	Spandau	5
Designtex	Splendor	5
Designtex	Splice	5
Designtex	Split	5
Designtex	Sprint	7
Designtex	Starburst	7
Designtex	Strand	6
Designtex	Striae	6
Designtex	Stride	5
Designtex	Subtle	5
Designtex	Sunburst	8
Designtex	Swing	7
Designtex	Symbol	9
Designtex	System	5
Designtex	Tack Cloth	7
Designtex	Terra	6
Designtex	The Last Aphid	8
Designtex	Tiny Herringbone	6
Designtex	Tramway	7
Designtex	Treeline	7
Designtex	Triform	6
Designtex	Trim	7
Designtex	Trove	5
Designtex	Tumbleweed	6
Designtex	Turn	7
Designtex	Tweed Multi	5
Designtex	Ulster	3
Designtex	Ulster Upholstery	4
Designtex	Union Cloth Upholstery	5
Designtex	Urban Grid	7
Designtex	Vero	6
Designtex	Vine	7
Designtex	Vivid	4
Designtex	W	6
Designtex	Whim	6

Manufacturer	Pattern	Grade
Designtex	Windowpane Crypton	6
Designtex	Woodcut	6
Designtex	Yucca	6

GUILFORD OF MAINE

Manufacturer	Pattern	Grade
Guilford of Maine	Adept	2
Guilford of Maine	Aquatint	2
Guilford of Maine	Beacon	2
Guilford of Maine	BeeHave	2
Guilford of Maine	Blink	2
Guilford of Maine	Blinker	2
Guilford of Maine	Cabana Stripe	2
Guilford of Maine	Cadence	2
Guilford of Maine	Clarity	3
Guilford of Maine	Couture	2
Guilford of Maine	Ditty	2
Guilford of Maine	Diva	2
Guilford of Maine	Echo	3
Guilford of Maine	Emphasis	4
Guilford of Maine	Evoke	3
Guilford of Maine	Feedback	4
Guilford of Maine	Flora	2
Guilford of Maine	Frolic	2
Guilford of Maine	George	4
Guilford of Maine	Highbeams	1
Guilford of Maine	Input	2
Guilford of Maine	Instant	3
Guilford of Maine	Intuition	3
Guilford of Maine	Jane	2
Guilford of Maine	Lexicon	3
Guilford of Maine	Liberty (Playful)	2
Guilford of Maine	Lifesaver	2
Guilford of Maine	Limelight	3
Guilford of Maine	Lisbon	3
Guilford of Maine	Mainstream	3
Guilford of Maine	Moguls	3
Guilford of Maine	Moment	2
Guilford of Maine	Open House	1
Guilford of Maine	Outline	2
Guilford of Maine	Oxford	2
Guilford of Maine	Phrase	2
Guilford of Maine	Portofino	3
Guilford of Maine	Quadrille	2
Guilford of Maine	Reason	3
Guilford of Maine	Recharge	3
Guilford of Maine	Relay	3
Guilford of Maine	Revival	4
Guilford of Maine	Ripple	3
Guilford of Maine	Select	3
Guilford of Maine	Showtime	2
Guilford of Maine	Snakeskin	2
Guilford of Maine	Soundbyte	2
Guilford of Maine	Staccato	3
Guilford of Maine	Synopsis	2
Guilford of Maine	Ticker	2

Manufacturer	Pattern	Grade
Guilford of Maine	Timeless	2
Guilford of Maine	Tracery	2
Guilford of Maine	Transport	2
Guilford of Maine	Underground	2
Guilford of Maine	Whirl	3
Guilford of Maine	Xceed	3

LUNA

Manufacturer	Pattern	Grade
Luna	Acolyte	8
Luna	Affinity	7
Luna	Alexander	5
Luna	Allegra	8
Luna	Allure	Call
Luna	Aspect	7
Luna	Beam	8
Luna	Betwixt	6
Luna	Blueprint	6
Luna	Boink	7
Luna	Boomerang	8
Luna	Boucle Stripe	7
Luna	Boutique	7
Luna	Broome	8
Luna	Bungalow	7
Luna	Burst	7
Luna	Charm	Call
Luna	Cloud	8
Luna	Coco	Call
Luna	Copa	6
Luna	Cozy	Call
Luna	Dapple	7
Luna	Delight	6
Luna	Dish	5
Luna	Doodad	8
Luna	Dots Damask	7
Luna	Downtown Two	5
Luna	Ellwood	6
Luna	Enchant	9
Luna	Endless	8
Luna	Ensemble	Call
Luna	Entenza	6
Luna	Esperanto	8
Luna	Facet	7
Luna	Filament	8
Luna	Flare	8
Luna	Flash	7
Luna	Framework	5
Luna	Freehand	5
Luna	Gizmo	8
Luna	Halo	5
Luna	Hardcopy	6
Luna	Hardware	8
Luna	Harmonize	5
Luna	Hatch	8
Luna	Hatch Too	5
Luna	HiFi	5

Graded In Fabrics

Manufacturer	Pattern	Grade
Luna	Highlight	6
Luna	Hush	6
Luna	Idyll	5
Luna	Incandescent	5
Luna	Intersect	5
Luna	Jaunty	6
Luna	Linea	4
Luna	Linen	7
Luna	Loggia	6
Luna	Loop	8
Luna	Luna Atelier 01	8
Luna	Matchsticks	6
Luna	Mezzanine	6
Luna	Micro Bubbly	9
Luna	Mobile	7
Luna	Motif.	7
Luna	Nifty	4
Luna	Notion	5
Luna	Peek	8
Luna	Plaza	6
Luna	Propeller	9
Luna	Radar	5
Luna	Redfern	Call
Luna	Redondo	8
Luna	Signal	5
Luna	Sketch Stripe	9
Luna	Snug	Call
Luna	Sonic	5
Luna	Sparkle	6
Luna	Spellbound	9
Luna	Splice	5
Luna	Staccato	8
Luna	Stacking Chairs	8
Luna	Stars	6
Luna	Stepping Stones	5
Luna	Stitch	5
Luna	Switchback	6
Luna	Tech Stripe	8
Luna	Tech Twist	6
Luna	Telepathy	7
Luna	Token	6
Luna	Transmission	5
Luna	Trapeze	4
Luna	Twiggy	8
Luna	Twight 2.0	5
Luna	Twist	5
Luna	Urban Grid	8
Luna	Waffle	5
Luna	Wallflower	5
Luna	Whimsy	6
Luna	Winsome	Call
Luna	Wish	6
Luna	Woohl	5

LUUM		
Manufacturer	Pattern	Grade
Luum	Actuate	5
Luum	Adage	6
Luum	Amalgam	7
Luum	Ample	5
Luum	Angulo	8
Luum	Arc Angle	9
Luum	Beaded Stripe	5
Luum	Complement	5
Luum	Cross Dye	5
Luum	Disrupt	7
Luum	Filar	5
Luum	Flexagon	6
Luum	Full Wool	9
Luum	Fundamentals	5
Luum	Ghat	7
Luum	Heather Felt	8
Luum	Heather Tech	4
Luum	Homage	7
Luum	Implex	5
Luum	Interstice	6
Luum	Intone	5
Luum	Iterate	8
Luum	Knurl	7
Luum	Line Language	7
Luum	Magnify	4
Luum	Marl Cloth	5
Luum	Miami	6
Luum	Modulud	6
Luum	Navigate	Call
Luum	Outpress	7
Luum	Percept	5
Luum	Point Set	7
Luum	Point to Point	7
Luum	Refraction	6
Luum	Situ	5
Luum	Stimuli	5
Luum	Subdivide	6
Luum	Substance	6
Luum	Superspun	5
Luum	Thangka	8
Luum	Two Tone	7
Luum	Vector	6
Luum	Velvet Underground	6
Luum	Vital	7

MAHARAM		
Manufacturer	Pattern	Grade
Maharam	Abacus	6
Maharam	Abacus Standard	5
Maharam	Across	6
Maharam	Akimbo	6
Maharam	Alloy	6
Maharam	Alter	6
Maharam	Anagram	7

Manufacturer	Pattern	Grade
Maharam	Apt	7
Maharam	Array	6
Maharam	Article	5
Maharam	Banister	6
Maharam	Bar	5
Maharam	Bar Crypton	6
Maharam	Beam	7
Maharam	Beside	6
Maharam	Bevel	5
Maharam	Bitmap	5
Maharam	Blip	7
Maharam	Brio	6
Maharam	Candid	5
Maharam	Caper	5
Maharam	Cartouche	6
Maharam	Centric	7
Maharam	Chance	6
Maharam	Chasm	6
Maharam	Chime	5
Maharam	Chock	6
Maharam	Circuit	6
Maharam	Clamber	6
Maharam	Coin	5
Maharam	Coincide	5
Maharam	Column	6
Maharam	Compound	6
Maharam	Conduit	5
Maharam	Crew	6
Maharam	Crush	6
Maharam	Dapper	5
Maharam	Dart	6
Maharam	Decode	6
Maharam	Disc	5
Maharam	Disc Crypton	6
Maharam	Disperse	6
Maharam	Ditto	7
Maharam	Divide	5
Maharam	Divide Crypton	6
Maharam	Emit	5
Maharam	Enmesh	5
Maharam	Exchange	5
Maharam	Fasten	7
Maharam	Fathom	5
Maharam	Feature	6
Maharam	Floret	6
Maharam	Fluent Cryton	6
Maharam	Focus	5
Maharam	Fraction	6
Maharam	Furrow	6
Maharam	Gild	6
Maharam	Grade	7
Maharam	Grove	6
Maharam	Hedge	6
Maharam	Helix	7
Maharam	Insignia	7
Maharam	Instill	5
Maharam	Joist	8
Maharam	Keen	5
Maharam	Kindred	6

Call – Call for pricing 979.778.0502

Graded In Fabrics

Manufacturer	Pattern	Grade	Manufacturer	Pattern	Grade	Manufacturer	Pattern	Grade
Mayer	Groundworks	5	Mayer	Mosaic plus NanoGuard™	4	Mayer	Sketch	4
Mayer	Haarlem	6	Mayer	Neo	5	Mayer	Slick	4
Mayer	Haberdash	3	Mayer	Niche	5	Mayer	Social Network	5
Mayer	Habitat	4	Mayer	Nirvana	6	Mayer	Soho	5
Mayer	Havana	3	Mayer	Noble	3	Mayer	Soleil	6
Mayer	Hexagon	4	Mayer	Nostalgia	5	Mayer	Sophisticate	4
Mayer	Holiday	5	Mayer	Nylon-Stat ESD	5	Mayer	Source	4
Mayer	Hombre	5	Mayer	Obi	6	Mayer	Source plus NanoGuard™	5
Mayer	Hoopla	2	Mayer	Obsession	6	Mayer	Spacer Mesh	2
Mayer	Huipil	6	Mayer	Odessa	5	Mayer	Splendor	5
Mayer	Images	3	Mayer	Optic 10	3	Mayer	Spokes	6
Mayer	Imprint	3	Mayer	Orbit	3	Mayer	Static	6
Mayer	Infinity	5	Mayer	Origami	6	Mayer	Stellar	3
Mayer	Interlace	4	Mayer	Outback	3	Mayer	Sula	7
Mayer	Interlochen	4	Mayer	Oxen SP Black	1	Mayer	Suna	6
Mayer	Intrigue	4	Mayer	Palermo	5	Mayer	Sutra	6
Mayer	Jekyll & Hyde	4	Mayer	Paparazzi	6	Mayer	Sydney	2
Mayer	Jitterbug	4	Mayer	Parallel	3	Mayer	Synapse	6
Mayer	Jive	2	Mayer	Pastime	5	Mayer	Tango	2
Mayer	Journey	4	Mayer	Patio	3	Mayer	Tattersall	5
Mayer	Jubilee	3	Mayer	Peerless	4	Mayer	Textura	6
Mayer	Kantha	6	Mayer	Phoenix	4	Mayer	Theory 10	3
Mayer	Karma	5	Mayer	Plaza	5	Mayer	Time Line	5
Mayer	Katagami	6	Mayer	Polygon	4	Mayer	Turnabout	6
Mayer	Kensington	5	Mayer	Portal	4	Mayer	Tussah	4
Mayer	Key Largo	3	Mayer	Positive Thoughts	6	Mayer	Valet	3
Mayer	Kobe	3	Mayer	Primo	5	Mayer	Variant 10	3
Mayer	Labyrinth	6	Mayer	Prism 10	3	Mayer	Vector	6
Mayer	Landscape	5	Mayer	Proportion	5	Mayer	Venetian	8
Mayer	Laredo	5	Mayer	Puno	6	Mayer	Venue	4
Mayer	Laser	3	Mayer	Quattro	2	Mayer	Verona	4
Mayer	Latitude	5	Mayer	Rain Dance	4	Mayer	Vibrant	5
Mayer	Lavish	4	Mayer	Ranchero	1	Mayer	Viewpoint	6
Mayer	Links	4	Mayer	Reflector	6	Mayer	Villa	5
Mayer	Locomotion	2	Mayer	Refuge	5	Mayer	Vintage Mohair	Call
Mayer	London	5	Mayer	Rejuvenate	6	Mayer	Vinyl Stat ESD	5
Mayer	Longhorn	5	Mayer	Relativity	6	Mayer	Vipassana	6
Mayer	Longitude	5	Mayer	Replay	5	Mayer	Vogue	4
Mayer	Lotus	6	Mayer	Reveal	5	Mayer	Volante	8
Mayer	Madras	3	Mayer	Reverb	3	Mayer	Wallaby SP Black	1
Mayer	Madrid SP Black	1	Mayer	Rift	5	Mayer	Whimsy	6
Mayer	Malibu	5	Mayer	Round 'N Round	5	Mayer	Whirligig	6
Mayer	Mandala	7	Mayer	Rumba	1	Mayer	Wildflower	6
Mayer	Matka	4	Mayer	Sakura	6	Mayer	Wilson	6
Mayer	Matrix	6	Mayer	Samba	2	Mayer	Wool Boucle	7
Mayer	Matter	5	Mayer	Samurai	6	Mayer	Wool Felt	5
Mayer	Maverick	3	Mayer	Saori	6	Mayer	Wool Heather	5
Mayer	Mayfair	5	Mayer	Score	5	Mayer	Xanadu	6
Mayer	Meander	3	Mayer	Sequel	2	Mayer	Zazen	6
Mayer	Metal Strips	6	Mayer	Sequel plus NanoGuard™	4	Mayer	Zen	6
Mayer	Microdot	3	Mayer	Sequence	4			
Mayer	Milagro	6	Mayer	Shantung	3			
Mayer	Milano	4	Mayer	Sherlock	3			
Mayer	Mingle	4	Mayer	Shibori	6			
Mayer	Mode	5	Mayer	Shimmer	5			
Mayer	Molecule	6	Mayer	Sierra SP Black	1			
Mayer	Monogram	4	Mayer	Signs	6			
Mayer	Moonscape	3	Mayer	Silk Screen	4			
Mayer	Mosaic	3	Mayer	SilverWeave	4			

MOMENTUM

Manufacturer	Pattern	Grade
Momentum	3D Grid	9
Momentum	Ace	4
Momentum	Acoustic	7

Manufacturer	Pattern	Grade	Manufacturer	Pattern	Grade	Manufacturer	Pattern	Grade
Momentum	Agora II	5	Momentum	Explore	8	Momentum	Odyssey	5
Momentum	Aldo	9	Momentum	Expo	4	Momentum	Ohs II	8
Momentum	Allegory	8	Momentum	Faux Felt	6	Momentum	Origin	4
Momentum	Amentiy II	7	Momentum	Fleet	6	Momentum	Painting Strokes	8
Momentum	Amuse	6	Momentum	Float	5	Momentum	Panorama	8
Momentum	April	6	Momentum	Flow	7	Momentum	Parable	7
Momentum	Archer	7	Momentum	Flux	8	Momentum	Parentesi	9
Momentum	Arrange	7	Momentum	Focal	5	Momentum	Paenthesi	4
Momentum	Audubon	8	Momentum	Fold	8	Momentum	Perk	4
Momentum	Bandwidth II	7	Momentum	Foray	6	Momentum	Phonton	7
Momentum	Bangle	4	Momentum	Free	5	Momentum	Phrase	7
Momentum	Banter	8	Momentum	Fuse	4	Momentum	Pierre	9
Momentum	Beeline EPU	5	Momentum	Geo	8	Momentum	Ping	5
Momentum	Beep	5	Momentum	Glide	6	Momentum	Pique	5
Momentum	Bloc	7	Momentum	Graph	5	Momentum	Pip	5
Momentum	Bobby	4	Momentum	Grid	4	Momentum	Places Spaces Faces	9
Momentum	Boom II	5	Momentum	Groove EPU	5	Momentum	Propel	7
Momentum	Boxcar	8	Momentum	Guild	4	Momentum	Propensity II	5
Momentum	Bravo II	6	Momentum	Habit	5	Momentum	Prospect	6
Momentum	Brink	7	Momentum	Halo	7	Momentum	Proximity	8
Momentum	Brisk	8	Momentum	Hearsay	8	Momentum	Pursue	7
Momentum	Buoy	7	Momentum	Helm	6	Momentum	Quince	8
Momentum	Cairns	8	Momentum	Hive	7	Momentum	Rally	7
Momentum	Camber	8	Momentum	Hop	7	Momentum	Refract	6
Momentum	Canter EPU	5	Momentum	Hue	5	Momentum	Rein II	5
Momentum	Carlo	9	Momentum	Icon	7	Momentum	Reveal	8
Momentum	Cashmere II	5	Momentum	Infinity	5	Momentum	Revolve	8
Momentum	Centric	7	Momentum	Insight	4	Momentum	Riga	8
Momentum	Chipper	8	Momentum	Interim	8	Momentum	Ring	7
Momentum	Chromatic	7	Momentum	Interlock	9	Momentum	Rise	5
Momentum	Cityscape	8	Momentum	Intermix II	6	Momentum	Rivet	5
Momentum	Clang	5	Momentum	Jitney	7	Momentum	Row	6
Momentum	Colorwheel	7	Momentum	Jot	5	Momentum	Rubato	7
Momentum	Course	7	Momentum	Journal	8	Momentum	Rush Hour	8
Momentum	Cover CLOth	6	Momentum	Kindle	6	Momentum	Sail	8
Momentum	Croquet	8	Momentum	Kindred	7	Momentum	Scan	7
Momentum	Crossing Colors	9	Momentum	Kinney	5	Momentum	Scrabble	5
Momentum	Cryptic	7	Momentum	Knack	5	Momentum	Sidestep	7
Momentum	Cube	7	Momentum	Ledge	6	Momentum	Silica	7
Momentum	Current	5	Momentum	Lella	8	Momentum	Silica Leather	7
Momentum	Cutout	9	Momentum	Lens	5	Momentum	Site Line	8
Momentum	Cycle	6	Momentum	Leno	8	Momentum	Sketching Air	9
Momentum	Dart	5	Momentum	Level	7	Momentum	Skip	5
Momentum	Dash	7	Momentum	Lina	9	Momentum	Slice	5
Momentum	Dayspell	7	Momentum	Lineup	5	Momentum	Small Talk	7
Momentum	Decode	5	Momentum	Llyod	9	Momentum	Solace	5
Momentum	Delve	7	Momentum	Lore	8	Momentum	Sort	7
Momentum	Dive	6	Momentum	Lucio	Call	Momentum	Sport	5
Momentum	Drawing Lines	8	Momentum	Ludwig	9	Momentum	Spontaneous	8
Momentum	Drift	7	Momentum	Malmo	7	Momentum	Starboard	7
Momentum	Ebb	8	Momentum	Mapping Ideas	9	Momentum	Story	7
Momentum	Echo II	7	Momentum	Marathon	5	Momentum	Stroll	5
Momentum	Edison	7	Momentum	Marcel	9	Momentum	Strut	5
Momentum	Embark	6	Momentum	Memory	8	Momentum	Sublime II	6
Momentum	Endurance EPU	5	Momentum	Millennium	5	Momentum	Symbol	8
Momentum	Eon EPU	5	Momentum	Mix	7	Momentum	Syntax	5
Momentum	Epic	5	Momentum	Nagoya	8	Momentum	Tack	5
Momentum	Essay	7	Momentum	Nifty	5	Momentum	Tact II	7
Momentum	Estrella	7	Momentum	Nimble	8	Momentum	Tactic	8

Graded In Fabrics

Manufacturer	Pattern	Grade
Momentum	Tesla	7
Momentum	Tetra	5
Momentum	Tilt	7
Momentum	Toggle	4
Momentum	Traction	8
Momentum	Tradition	5
Momentum	Trapeze	8
Momentum	Trivia	8
Momentum	Trove	7
Momentum	Turin	8
Momentum	Twist	7
Momentum	Uplift	7
Momentum	Veer	6
Momentum	Velocity	6
Momentum	Via	5
Momentum	Viva II	6
Momentum	Vox	4
Momentum	Wander	7
Momentum	Waver	6
Momentum	Weaving Palettes	7
Momentum	Well Well Well	9
Momentum	Whim	7
Momentum	Whit EPU	5
Momentum	Why Why Why	9
Momentum	Zipped	7

PAUL BRAYTON

Manufacturer	Pattern	Grade
Paul Brayton	Al Fresco	6
Paul Brayton	Almost Textura w/ Healthguard	7
Paul Brayton	Alpine	7
Paul Brayton	Angus	6
Paul Brayton	Backgammon	6
Paul Brayton	Canopy	6
Paul Brayton	Cirrus	6
Paul Brayton	Divine	4
Paul Brayton	Flannelsuede - 3100	9
Paul Brayton	Flannelsuede - 3103	9
Paul Brayton	Frolic	6
Paul Brayton	Fun	6
Paul Brayton	Jilly Twill	4
Paul Brayton	Journey	6
Paul Brayton	Killian	6
Paul Brayton	Meridian	5
Paul Brayton	Molly	6
Paul Brayton	Moonstruck	6
Paul Brayton	Nimbus	6
Paul Brayton	Odyssey	7
Paul Brayton	Pizzelle	6
Paul Brayton	Prizm	7
Paul Brayton	Promenade	6
Paul Brayton	Quest	6
Paul Brayton	Rhyme	4
Paul Brayton	Somerfield	6
Paul Brayton	Spinnaker	7


Manufacturer	Pattern	Grade
Paul Brayton	Stratus	6
Paul Brayton	Tiki	6
Paul Brayton	Toto Plaid	6
Paul Brayton	Tulip	6
Paul Brayton	Woodland	7

ULTRAFABRICS

Manufacturer	Pattern	Grade
Ultrafabrics	Brisa	5
Ultrafabrics	Brisa Indoor/Outdoor	6
Ultrafabrics	Brisa Distressed	5
Ultrafabrics	Brisa Distressed Indoor/Outdoor	6
Ultrafabrics	Brisa Fresco	5
Ultrafabrics	Brisa Mokume	5
Ultrafabrics	Cora	5
Ultrafabrics	Cove	5
Ultrafabrics	Dwell	5
Ultrafabrics	Eco Tech	5
Ultrafabrics	Fusion)	5
Ultrafabrics	Fusion Shimmer	5
Ultrafabrics	Helix	5
Ultrafabrics	Linen	5
Ultrafabrics	Pony	5
Ultrafabrics	Primera	3
Ultrafabrics	Promessa	5
Ultrafabrics	Promessa Indoor/Outdoor	5
Ultrafabrics	Strada	4
Ultrafabrics	Toscana	4
Ultrafabrics	Uccello	5
Ultrafabrics	Ultraleather	5
Ultrafabrics	Ultraleather Pearlized	5
Ultrafabrics	Ultraleather Pro	5
Ultrafabrics	Ultraleather Tottori	5
Ultrafabrics	Ultratech Wired	5
Ultrafabrics	Viva	5

CTL LEATHER

Manufacturer	Pattern	Grade
CTL Leather	Atlantic	Call
CTL Leather	Barolo	Call
CTL Leather	Bull Soft	Call
CTL Leather	Capri	Call
CTL Leather	Caress	Call
CTL Leather	Classico	Call
CTL Leather	Cowboy	Call
CTL Leather	Dakota	Call
CTL Leather	Dallas Soft (New Colours)	Call
CTL Leather	Dublin	Call
CTL Leather	Elegance	Call
CTL Leather	Epic (NEW)	Call
CTL Leather	Heritage	Call
CTL Leather	Linea	Call
CTL Leather	Lodge (New Colours)	Call
CTL Leather	Madras (New Colours)	Call
CTL Leather	Mardi Gras	Call
CTL Leather	Mustang (NEW)	Call
CTL Leather	Palma (New Colours)	Call
CTL Leather	Paradiso	Call
CTL Leather	Prescott	Call
CTL Leather	Queensland (NEW)	Call
CTL Leather	Rio (New Colours)	Call
CTL Leather	Roxy	Call
CTL Leather	Santiago	Call
CTL Leather	Seide	Call
CTL Leather	Siena	Call
CTL Leather	Stagecoach	Call
CTL Leather	Tuscania (New Colours)	Call
CTL Leather	Valencia	Call
CTL Leather	Vogue	Call



NeutralPosture.com

3904 N. Texas Ave.

Bryan, TX 77803

T 979.778.0502

F 979.778.0408

NeutralPosture

GSA

SCS Indoor Advantage

BIFMA e3/LEVEL

ISO 9001:2008 Approved

**WOMEN
OWNED**