



**NeutralPosture**  
Woman Owned Small Business  
Price List



# Contents

Chair Uses Matrix . . . . .	iv – v
Ordering . . . . .	2
Warranty . . . . .	3

## High Performance

Back Options/Seat Options/Headrest Options . . .	4
Mechanism Options/Arm Options . . . . .	5
1000 Series . . . . .	6 – 7
2000 Series . . . . .	8 – 9
5000 Series . . . . .	10 – 11
6000 Series . . . . .	12 – 13
8000 Series . . . . .	14 – 15
Big & Tall . . . . .	16 – 17
XSM™ Extra Small . . . . .	18 – 19

## Multi-purpose *(Conference, Executive, Task)*

Arm Options . . . . .	20
Mechanism Options . . . . .	21
Balance™ . . . . .	22 – 23
Balance Ergo™ . . . . .	24 – 25
Balance Ergo™ Stool . . . . .	26 – 27
Cozi® . . . . .	28 – 29
Cozi® Stool . . . . .	30 – 31
E-Series™ . . . . .	32 – 33
Embrace™ . . . . .	34 – 35
Embrace Ergo™ . . . . .	36 – 37
Guardian® Chair . . . . .	38
Guardian® Chair 24/7 . . . . .	39
N-dure™ . . . . .	40 – 41
NV™ . . . . .	42 – 43
ONGO® . . . . .	44 – 45
Right Chair® . . . . .	46 – 47
Right Chair® Stool . . . . .	48 – 49
U4ia® . . . . .	50 – 51
U4ia® Stool . . . . .	52 – 55

## Guest Seating

Dice™ . . . . .	56
N-side™ . . . . .	56
Embrace Guest™ . . . . .	57

## Industrial/Healthcare

AbChair® . . . . .	58 – 59
Adapta™ Stool . . . . .	60 – 61
Geo™ . . . . .	62
Graphite™ . . . . .	63
Stratus™ Upholstered . . . . .	64
Stratus™ Urethane . . . . .	65

## Stool Options

N-tune® Seating System . . . . .	66
Stool Options . . . . .	67

## Workplace Accessories

Keyboard Trays/Arms . . . . .	68 – 69
Workplace Accessories . . . . .	70 – 71












## General Info

General Information . . . . .	72 – 73
ESD Order Form . . . . .	74
Customer's Own Material (COM) Form . . . . .	75
GSA . . . . .	76 – 77

## Upholstery Options








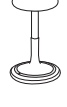



Upholstery . . . . .	78 – 79
----------------------	---------

# Chair Uses Matrix

		High Performance	Work/Task	Executive	Conference/ Training Room	Guest	Stools
	<b>1000 Series</b> page 6 - 7	✓	✓	✓			✓
	<b>2000 Series</b> page 8 - 9	✓	✓	✓			✓
	<b>5000 Series</b> page 10 - 11	✓	✓				✓
	<b>6000 Series</b> page 12 - 13	✓	✓	✓			
	<b>8000 Series</b> page 14 - 15	✓	✓	✓			✓
	<b>Balance™</b> page 22 - 23		✓	✓	✓		
	<b>Balance Ergo™</b> page 24 - 27		✓	✓	✓		✓
	<b>Big &amp; Tall</b> page 16 - 17	✓	✓	✓			
	<b>Cozi®</b> page 28 - 31		✓		✓		✓
	<b>Dice™</b> page 56					✓	
	<b>E-Series™</b> page 32 - 33		✓	✓	✓		✓

✓ Standard

# Chair Uses Matrix

High Performance	Work/Task	Executive	Conference/ Training Room	Guest	Stools		
		✓	✓			Embrace™ page 34 - 35	
	✓	✓	✓			Embrace Ergo™ page 36 - 37	
				✓		Embrace Guest™ page 57	
	✓		✓			Guardian® Chair page 38 - 39	
	✓				✓	N-dure™ page 40 - 41	
		✓	✓			NV™ page 42 - 43	
				✓		N-side™ page 56	
			✓	✓	✓	ONGO® page 44 - 45	
	✓	✓	✓		✓	Right Chair® page 46 - 49	
	✓	✓	✓		✓	U4ia® page 50 - 55	
✓	✓	✓			✓	XSM™ page 18 - 19	

# Ordering

All orders must be faxed, e-mailed or mailed. Orders must have a contact name and phone number. Orders may not be cancelled without written consent of the corporate office.

## Orders should be sent to:

Neutral Posture, Inc.  
3904 N. Texas Avenue  
Bryan, TX 77803  
979.778.0502 (Option 2)  
800.446.3746  
979.778.0408 FAX  
E-mail: oe@np-us.com

When an order is received, it is assigned a scheduled ship date. That date is shown on the customer's acknowledgment. Request for changes or cancellations should be made through Sales Support immediately. Any change or cancellation is subject to a 30% fee. All standard discount orders are F.O.B. destination within the forty-eight (48) contiguous states and District of Columbia. For orders shipping outside the forty-eight (48) contiguous states, customer pays shipping from port of embarkation to destination and order will be shipped "best way". Customer will incur additional charges if they choose to specify a freight carrier. Quick Ship lead time is five (5) days for manufacturing of products noted with Quick Ship in the price list for quantities of 25 chairs or less. Standard lead time is 3 - 4 weeks for manufacturing of orders that are not Quick Ship and/or Quick Ship quantities of 26 - 300 units. For larger orders contact Sales Support for lead time.

A 3% of net expedite fee will be charged for orders requiring less than standard lead times. Contact Sales Support for feasibility and authorization.

## Terms and Conditions

For all non-rated or new accounts, payment terms are Cash in Advance (C.I.A.) until credit has been approved or rated. Please send full credit information and references and allow time for Credit Department approval.

For all established accounts, payment is due within thirty (30) days from the invoice date. Neutral Posture (NP) reserves the right to change or cancel the terms of sale based on volume, credit rating and/or credit information. Prepayment, whole or in part, may be requested at any time at the discretion of the corporate office.

Past due accounts are subject to a 1.5% late charge, or maximum amount permitted under local law, for each thirty (30) days the outstanding balance remains open after the due date. Withholding of payments based on carrier damages, shortages or other disputes is illegal and subject to charges.

Neutral Posture does not accept credit cards.

## Returns

All merchandise returns must be pre-approved by the corporate office and sent freight prepaid. Contact the Warranty Department, warranty@np-us.com, to receive a Return Merchandise Authorization (RMA) number for any return. RMAs are valid for thirty (30) days and any returned merchandise without a RMA number will be refused.

No deductions from any NP invoices can be made for return merchandise until it is approved by the corporate office. No deductions will be honored until returned goods are processed through our Quality Control Audit.

All returns for cancelled orders must be pre-approved by the corporate office and sent freight prepaid. No returns will be authorized unless our inventory allows it, the parts are in good reusable condition, and it was sold within the last thirty (30) days. Authorized returns will be charged a 30% (20% for GSA) restocking fee, by agreement, to cover handling, inspection, stocking and repackaging.

## Prices

Prices are subject to change without notice. Prices in effect at time of shipment prevails in the event of a discrepancy.

## Freight Damage

Upon receipt of shipment, check delivery for shortages or signs of damage. If a problem is discovered, bring it to the driver's attention immediately. If any of the goods called for on the Bill of Lading are shorted or damaged, consignees should not accept them until the carrier makes a notation on the freight bill of the shorted or damaged goods. The more precise your notation, the easier the claim can be resolved. NP's responsibility ceases when the consignee signs the freight delivery receipt as received in good condition. Shipping claims must be made within thirty (30) days of shipment delivery.

## Warranty Claims

Repair or replacement of defective parts under warranty will be made through NP at no cost to the customer, except for labor. Freight for products and parts covered under warranty will be covered for the forty-eight (48) contiguous states and the District of Columbia with the method of shipping at NP's discretion. All claims must include the product serial number. NP will have no warranty obligation if the product was subjected to abuse, alteration, misuse, negligence or accident or if the user fails to perform the proper maintenance for the product.

## Factory Assembly Service

NP's standard packaging is knocked down, boxed. We offer fully assembled, boxed by customer request. To order fully assembled products please indicate "Ship Fully Assembled" on your purchase order. A charge of \$75 NET per chair will be added to your order for this service and billed by NP invoice. Any additional freight services requested by the customer are the responsibility of the customer and will be invoiced accordingly.

## Shipping

Most NP products include free shipping. Items will be delivered by parcel or prepaid freight to commercial shipping points located within the forty-eight (48) contiguous states and District of Columbia. NP will designate the shipping mode and carrier based on geographical location and best service defined by our Logistics Department. Even though free shipping does apply to most domestic orders, in some cases accessorial charges may apply for specialized freight services beyond normal pick up, transport, and delivery such as limited access, high security, re-consignment and unusual wait times. Consignee will be responsible for paying accessorial charges relating to their orders. The following list includes, but is not limited to, accessorial fees that will apply to domestic orders.

## Accessorial Charges (NET)

Inside Delivery/Pick Up – <i>per shipment</i>	\$50
Lift Gate Required – <i>per shipment</i>	\$30
Limited Access Delivery – <i>per chair</i>	\$45
Notification/CBD – <i>per shipment</i>	\$35
Residential Delivery – <i>per chair</i>	\$50
Ship Fully Assembled – <i>per chair</i>	\$75
Pre-delivery Notification – <i>per shipment</i>	\$35
Re-delivery/Return Trip – <i>per re-delivery</i>	\$75

## Quick Ship

Quick Ship lead time is five (5) days for products noted with Quick Ship in the price list for quantities of 25 chairs or less. 5 day Quick Ship must be requested on Purchase Order and is not guaranteed until acknowledged by corporate office. Lead times can vary due to fluctuation in production capacity. It is always best to confirm lead time with Sales Support. Standard lead time is 3 - 4 weeks for orders that are not Quick Ship and/or Quick Ship quantities of 26 - 300 units. For larger orders contact Sales Support for lead time.

A 3% of net expedite fee will be charged for orders requiring less than standard lead times. Less than standard lead time is clarified as less than 5 days for Quick Ship models/quantities or less than 3 - 4 weeks on non Quick Ship models. Customer to contact NP Sales Support prior to submitting the order to confirm expediting is available for their specific order.

## Storage Fee

Any changes made by the customer to postpone the delivery date on orders which have already gone into production, will be charged a storage fee. This fee will be applied to both partially and fully built orders. NP will advise of fee prior to applying charge.

## Lifetime Single Shift Warranty

Effective January 2013

All Neutral Posture seating and accessories are warranted to the original purchaser to be free from defects in workmanship and materials under normal use for the product's lifetime. Normal use is defined as wear which occurs in an office environment during the course of a normal single-shift usage workday (8 hours per day/5 days per week).

This lifetime warranty shall be for all lines and components except as noted: accessories, chair controls, arms and plastic components are warranted for ten (10) years; inflatable lumbar is warranted for five (5) years; the ONGO® is warranted for three (3) years; upholstery is warranted for three (3) years. The upholstery warranty does not include leather, Ultraleather™, NovaSuede®, UltraSuede®, Finesse®, COM or COL.

NP's warranty obligation is limited to the replacement or repair, at NP's discretion, of defective products which have been reported by the original purchaser to be defective in workmanship or material and which are found to be so by NP upon inspection. Defective products shall be returned at the discretion of the corporate office and all returns must be authorized in advance. NP will assume no responsibility for any labor charges.

Freight for products and parts covered under warranty will be covered for the forty-eight (48) contiguous states and the District of Columbia with the method of shipping at NP's discretion.

The user shall be responsible for all maintenance service, which includes: lubricating and cleaning of the product, assembly, adjustment and performing operation checks.

NP will have no warranty obligation if the product was not purchased new from NP, if the product was subjected to abuse, alteration, misuse, negligence or accident or if the user fails to perform the proper maintenance for the product.

The warranty printed above is the only warranty applicable to these products. All other warranties expressed or limited, including but not limited to the implied warranties of merchantability and fitness for a particular purpose are disclaimed.

## Continuous-shift/ Intensive Use Warranty

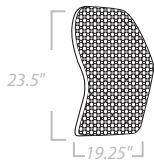
Effective January 2013

Certain Neutral Posture seating models, such as the N-dure™ and Big & Tall Series, come standard with the benefits of the following continuous-shift warranty. Other Neutral Posture products may be warranted for continuous-shift through the purchase of the continuous-shift warranty (\$290 List). The continuous-shift warranty covers all components of the chair for a period of five (5) years from the date of purchase except for upholstery and inflatable lumbar. Only upholstery with a double rub rating of over 1M is warranted for the complete 5-year period. NP products not subject to the terms of our continuous-shift warranty, but used in such an environment (exceeding 8 hours per day/5 days per week), are to be free from defects in workmanship and materials for a period of two (2) years. NP shall have no warranty obligation if the product is subjected to abuse, alteration, misuse, negligence or accident or if the user fails to perform the proper maintenance service for the product. All other terms and conditions of the lifetime single-shift warranty apply.

### Availability:

Big & Tall Series	Included in Price
N-dure™	Included in Price
NP Series	\$290 Up Charge
All other chairs	Contact Sales Support, cs@np-us.com
Always confirm pricing/availability with Sales Support.	

## Back Options



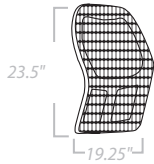
### 1 Back

- Not height adjustable
- Mesh back
- Independent lumbar adjustment
- Easily converts to an upholstered back with optional skin



### 6 Back

- Height adjustable
- High back with minimal lateral contour
- Excellent upper & lower back support with inflatable lumbar
- Tallest, widest backrest
- Good choice for large users



### 2 Back

- Height adjustable
- Mesh back
- Independent lumbar adjustment
- Easily converts to an upholstered back with optional skin



### 8 Back

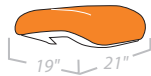
- Height adjustable
- High back with moderate lateral contour
- Excellent upper & lower back support with inflatable lumbar
- Excellent choice for all applications



### 5 Back

- Height adjustable
- Mid back with minimal lateral contour
- Excellent lower back support with inflatable lumbar
- Small profile
- Good choice for tight areas

## Seat Options



### 5 Seat

#### Medium Seat, Minimal Contour

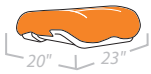
- 3" thick foam eliminates "bottoming out"
- Fits widest range of population



### 8 Seat

#### Large Seat, Minimal Contour

- Large dimension accommodates larger users
- 3" thick foam eliminates "bottoming out"



### 6 Seat

#### Medium Seat, Moderate Contour

- Contoured seat design
- 3" thick foam & increased surface contact minimize seated pressure
- Arm post notches reduce armrest width by 2"



### 9 Seat

#### Large Seat, Deep Contour

- Largest contoured seat
- Designed for larger users & to support forward tilt (i.e. neutral posture)
- Maximizes surface contact to disperse seated pressure



### 7 Seat

#### Medium Seat, Deep Contour

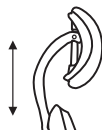
- Most contoured seat design
- Designed to support forward tilt (i.e. neutral posture)
- Maximizes surface contact to disperse seated pressure

## Headrest Options



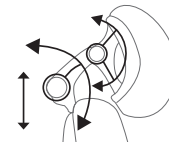
### HE Headrest

- Black Vinyl
- For mesh back
- Height



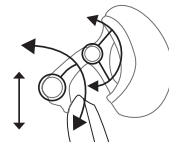
### H4 Headrest

- Matching Upholstery
- Height
- Depth
- 2 Pivot points



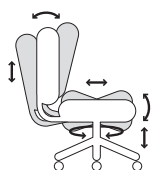
### H5 Headrest

- Black Faux Leather
- For mesh back
- Height
- Depth
- 2 Pivot points





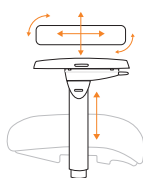
## Mechanism Options



### 0 Mechanism Multi-function

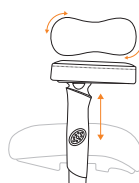
- Center pivot
- Swivel 360°
- Pneumatic seat height
- Back height  
*(not available on 1000 Series)*
- Seat angle
- Seat tension
- Independent back angle
- Forward tilt-stop
- Seat slider

## Arm Options



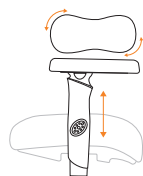
### 0 Arm 5-way 360°

- Height, width, depth & pivot adjustable
- 24 positive-lock angle positions in 360° range
- Arm pads slide in & out for additional width adjustment
- Arm pads slide back & forth allowing closest access to work



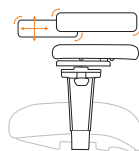
### 7 Arm Oversized Fabric/ Leather Arm Pads

- Height, width & pivot adjustable
- Oversized, padded arm pads provide large, extra soft surface
- 22 positive-lock angle positions in 360° range
- 180° rotation alternates long/short end positioning for access to work



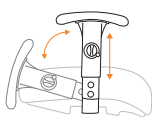
### 3 Arm 360° Swivel w/ Oversized Urethane

- Height, width & pivot adjustable
- Oversized arm pads provide large, soft surface
- 22 positive-lock angle positions in 360° range
- 180° rotation alternates long/short end positioning for access to work



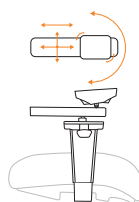
### 8 Arm Friction Tracker

- Pivots on two axes for the largest depth range possible
- Provides the widest range of positioning inward & outward
- Oversized, padded & upholstered arm pads provide large, extra soft surface



### 4 Arm Swing

- Unique design swings arm down & out of the way
- Height, width & swing-down adjustable
- Excellent for multi-user applications where not all want armrests



### 9 Arm Ball Bearing Tracker

- Unique design supports the arm "in-task" through full range of motion
- Forearm cuff comfortably supports user's arm weight
- Exceptional for intensive arm movement tasks
- Not recommend for general use



### 6 Arm Oversized Black Vinyl Arm Pads

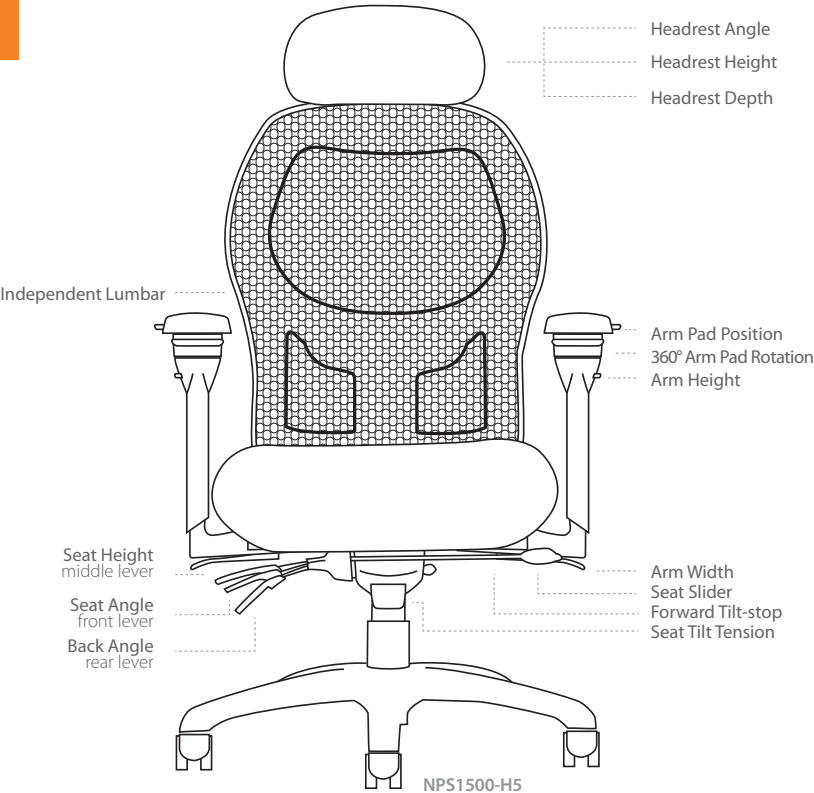
- Height, width & pivot adjustable
- Oversized, padded arm pads provide large, extra soft surface
- 22 positive-lock angle positions in 360° range
- 180° rotation alternates long/short end positioning for access to work



- ### P Arm 360° Swivel
- Height, width & pivot adjustable
  - 22 positive-lock angle positions in 360° range
  - 180° rotation alternates long/short end positioning for access to work



# 1000 Series




## Features

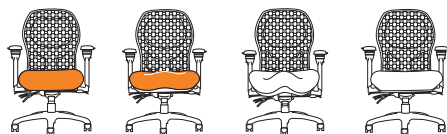
- Up to 14 active adjustments
- Mesh backrest
- Independent lumbar
- Generous foam for optimal comfort
- Convert mesh back to upholstered w/optional skin
- 2 headrest options

### Multi-function Standard Features

- C0** Carpet Casters
- B0** 26" Black Base
- L2** 4" Cylinder
- 0** 5-way 360° Arms
- S** Seat Slider

## How to Specify

Series Code	Back <span>pg 4</span>	Select a Seat <span>pg 4</span>	Select an Arm <span>pg 5</span>	Mech <span>pg 5</span>
<b>NPS</b> Neutral Posture® Series	<b>1</b> Mesh Back <i>Not height adjustable (23.5h x 19.25w)</i>	<b>5</b> Medium Seat, Minimal Contour (21w x 19d) <b>6</b> Medium Seat, Moderate Contour (23w x 20d) <b>7</b> Medium Seat, Deep Contour (23w x 20d) <b>8</b> Large Seat, Minimal Contour (23w x 21d)	<b>0</b> 5-way 360° \$0 <b>3</b> 360° Swivel w/Oversized Urethane \$75 <b>4</b> Swing \$155 <b>5</b> No Arms (\$140) <b>6</b> Oversized Black Vinyl Arm Pads \$225 <b>7</b> Oversized Fabric/Leather Arm Pads \$265 <b>8</b> Friction Tracker \$420 <b>9</b> Ball Bearing Tracker \$420 <b>P</b> 360° Swivel \$0	<b>0</b> Multi-function 
<b>NPS</b>	<b>1</b>	<b>5</b>	<b>0</b>	<b>0</b>



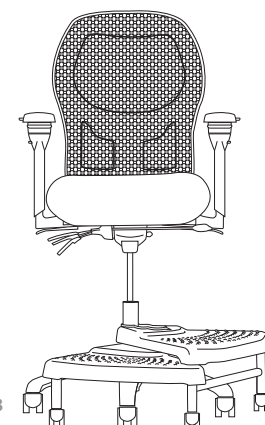
**NPS1500    NPS1600    NPS1700    NPS1800**

\$1,180	\$1,245	\$1,255	\$1,255	Grade C
\$1,190	\$1,255	\$1,265	\$1,265	Grade 1
\$1,240	\$1,305	\$1,315	\$1,315	Grade 2
<b>\$1,290</b>	<b>\$1,355</b>	<b>\$1,365</b>	<b>\$1,365</b>	Grade 3
\$1,340	\$1,405	\$1,415	\$1,415	Grade 4
\$1,490	\$1,555	\$1,565	\$1,565	Grade 5
\$1,890	\$1,955	\$1,965	\$1,965	Grade 6

QS

39 x 26 x 26	39 x 26 x 26	39 x 27 x 26	39 x 27 x 26	Chair (H x W x D)
28 x 26 x 24	28 x 26 x 24	28 x 26 x 24	28 x 26 x 24	Box (L x W x H)
56 lbs	56 lbs	61 lbs	61 lbs	Chair Weight
66 lbs	66 lbs	71 lbs	71 lbs	Shipping Weight
21	23	23	23	Seat Width
17.5 – 21.5	18 – 22	19 – 23	19 – 23	Seat Height
15.5 – 18	16 – 18.5	16 – 18.5	18 – 20.5	Seat Depth
F3° – R11°	F9° – R6°	F10° – R3°	F5° – R7°	Seat Angle
19	19	19	19	Back Width
21	21	21	21	Back Height
95° – 114°	100° – 126°	103° – 123°	102° – 109°	Back Angle
3	3	3	3	Lumbar Range
7 – 11	7 – 11	7 – 11	6.5 – 10.5	Arm Height
15.75 – 22.25	15.75 – 22.25	18 – 22.25	18 – 22.25	Arm Width
26	26	26	26	Base Diameter
1 yd	1 yd	1 yd	1 yd	COM Yardage

All measurements shown are in inches.  
Specs may differ for stools.



NPS1500-R18

### Add option code after model NPS1500 - \_\_ - \_\_ - \_\_

#### General

<b>CR</b> Cleanroom to Class 100	\$120
<b>CX</b> Coccyx Cutout <i>Only available in Cloud 9™ &amp; Revive™</i>	\$215
<b>F</b> Fring® Footrest <i>Only available on (B0)</i>	\$50
<b>N</b> N-dulgent® Memory Foam	\$75
<b>N2</b> TheraGel™ Memory Foam	\$150
<b>Z1</b> Connexion® Arm <i>Only available on (5) &amp; (6) seat</i>	\$750

#### Skins not available on Quick Ship

<b>S1</b> Grade C or 1	\$95
<b>S2</b> Grade 2	\$135
<b>S5</b> Ultraleather™	\$250

#### Casters/Glides

<b>C0</b> Carpet Casters	\$0
<b>C1</b> Hard Floor Casters	\$25
<b>C2</b> Glides	\$25
<b>C3</b> Hard Floor Brake/In	\$185
<b>C4</b> Hard Floor Brake/Out	\$60
<b>C8</b> Chrome Carpet Casters	\$90
<b>C9</b> Chrome Hard Floor Casters	\$100

#### Bases

<b>B0</b> 26" Black	\$0
<b>B6</b> 26" Polished Aluminum	\$140
<b>B8</b> 27" Brushed Aluminum <i>Comes standard with (L1)</i>	\$140
<b>B12</b> 28" Black	\$110

#### Chair Cylinders

<b>L1</b> 3" Cylinder	\$0
<b>L2</b> 4" Cylinder	\$0
<b>L3</b> 5" Cylinder	\$0

#### Headrests

<b>HE</b> Height Adjustable <i>Black Vinyl</i>	\$60
<b>H5</b> Dual Pivot <i>Black Faux Leather</i>	\$280

pg 4

### Stool Options

#### Stool Cylinders

<b>L4</b> 8" Cylinder	\$55
<b>L5</b> 10" Cylinder	\$55
<b>L7</b> 7" Cylinder	\$55

#### Footrings for stool cylinders only

<b>R1</b> 18" Black Plastic	\$60
<b>R2</b> 20" Chrome	\$80

#### NeXtep® for stool cylinders only

<b>R8</b> 8" w/Casters	\$185
<b>R10</b> 10" w/Casters	\$185
<b>R18</b> 8"/10" w/Casters	\$295
<b>RW8</b> Wide 8" w/Casters	\$295
<b>RW10</b> Wide 10" w/Casters	\$295

Also available w/glides.

For additional stool options see page 67.

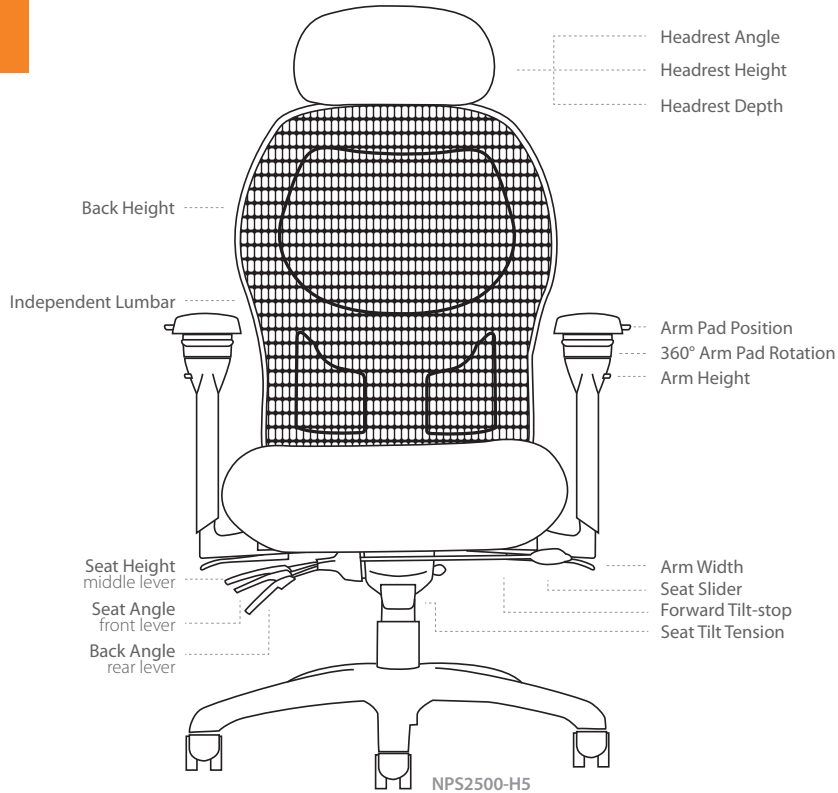


5 day Quick Ship



Popular Model

# 2000 Series




## Features

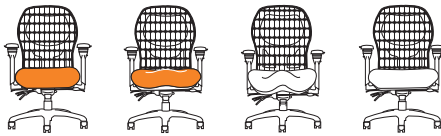
- Up to 15 active adjustments
- High performance mesh back
- Height adjustable mesh back
- Independent lumbar
- Generous foam for optimal comfort
- Convert mesh back to upholstered w/optional skin
- 2 headrest options

### Multi-function Standard Features

- C0** Carpet Casters
- B0** 26" Black Base
- L2** 4" Cylinder
- 0** 5-way 360° Arms
- S** Seat Slider

## How to Specify

Series Code	Back <span>pg 4</span>	Select a Seat <span>pg 4</span>	Select an Arm <span>pg 5</span>	Mech <span>pg 5</span>
<b>NPS</b> Neutral Posture® Series	<b>2</b> Mesh Back (23.5h x 19.25w)	<b>5</b> Medium Seat, Minimal Contour (21w x 19d) <b>6</b> Medium Seat, Moderate Contour (23w x 20d) <b>7</b> Medium Seat, Deep Contour (23w x 20d) <b>8</b> Large Seat, Minimal Contour (23w x 21d)	<b>0</b> 5-way 360° \$0 <b>3</b> 360° Swivel w/Oversized Urethane \$75 <b>4</b> Swing \$155 <b>5</b> No Arms (\$140) <b>6</b> Oversized Black Vinyl Arm Pads \$225 <b>7</b> Oversized Fabric/Leather Arm Pads \$265 <b>8</b> Friction Tracker \$420 <b>9</b> Ball Bearing Tracker \$420 <b>P</b> 360° Swivel \$0	<b>0</b> Multi-function 
<b>NPS</b>	<b>2</b>	<b>5</b>	<b>0</b>	<b>0</b>



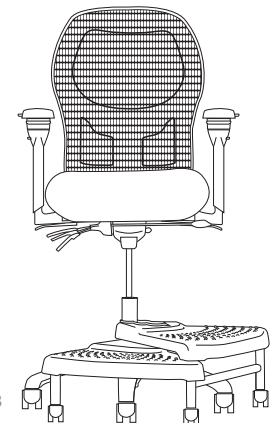
**NPS2500    NPS2600    NPS2700    NPS2800**

\$1,355	\$1,420	\$1,430	\$1,430	Grade C
\$1,365	\$1,430	\$1,440	\$1,440	Grade 1
\$1,415	\$1,480	\$1,490	\$1,490	Grade 2
<b>\$1,465</b>	<b>\$1,530</b>	<b>\$1,540</b>	<b>\$1,540</b>	Grade 3
\$1,515	\$1,580	\$1,590	\$1,590	Grade 4
\$1,665	\$1,730	\$1,740	\$1,740	Grade 5
\$2,065	\$2,130	\$2,140	\$2,140	Grade 6

QS

39 x 26 x 26	39 x 26 x 26	39 x 27 x 26	39 x 27 x 26	Chair (H x W x D)
28 x 26 x 24	28 x 26 x 24	28 x 26 x 24	28 x 26 x 24	Box (L x W x H)
56 lbs	56 lbs	61 lbs	61 lbs	Chair Weight
66 lbs	66 lbs	71 lbs	71 lbs	Shipping Weight
21	23	23	23	Seat Width
17.5 – 21.5	18 – 22	19 – 23	19 – 23	Seat Height
15.5 – 18	16 – 18.5	16 – 18.5	18 – 20.5	Seat Depth
F3° – R11°	F9° – R6°	F10° – R3°	F5° – R7°	Seat Angle
19	19	19	19	Back Width
21 – 25	21 – 25	22 – 26	21 – 25	Back Height
95° – 114°	100° – 126°	103° – 123°	102° – 109°	Back Angle
4	4	4	4	Lumbar Range
7 – 11	7 – 11	7 – 11	6.5 – 10.5	Arm Height
15.75 – 22.25	15.75 – 22.25	18 – 22.25	18 – 22.25	Arm Width
26	26	26	26	Base Diameter
1 yd	1 yd	1 yd	1 yd	COM Yardage

All measurements shown are in inches.  
Specs may differ for stools.



NPS2500-R18

## Add option code after model NPS2500 - \_ - \_ - \_

### General

<b>CR</b> Cleanroom to Class 100	\$120
<b>CX</b> Coccyx Cutout <i>Only available in Cloud 9™ &amp; Revive™</i>	\$215
<b>F</b> Fring® Footrest <i>Only available on (B0)</i>	\$50
<b>N</b> N-dulgent® Memory Foam	\$75
<b>N2</b> TheraGel™ Memory Foam	\$150
<b>Z1</b> Connexion® Arm <i>Only available on (5) &amp; (6) seat</i>	\$750

### Skins not available on Quick Ship

<b>S1</b> Grade C or 1	\$95
<b>S2</b> Grade 2	\$135
<b>S5</b> Ultraleather™	\$250

### Casters/Glides

<b>C0</b> Carpet Casters	\$0
<b>C1</b> Hard Floor Casters	\$25
<b>C2</b> Glides	\$25
<b>C3</b> Hard Floor Brake/In	\$185
<b>C4</b> Hard Floor Brake/Out	\$60
<b>C8</b> Chrome Carpet Casters	\$90
<b>C9</b> Chrome Hard Floor Casters	\$100

### Bases

<b>B0</b> 26" Black	\$0
<b>B6</b> 26" Polished Aluminum	\$140
<b>B8</b> 27" Brushed Aluminum <i>Comes standard with (L1)</i>	\$140
<b>B12</b> 28" Black	\$110

### Chair Cylinders

<b>L1</b> 3" Cylinder	\$0
<b>L2</b> 4" Cylinder	\$0
<b>L3</b> 5" Cylinder	\$0

### Headrests

<b>HE</b> Height Adjustable <i>Black Vinyl</i>	\$60
<b>H5</b> Dual Pivot <i>Black Faux Leather</i>	\$280

pg 4

## Stool Options

### Stool Cylinders

<b>L4</b> 8" Cylinder	\$55
<b>L5</b> 10" Cylinder	\$55
<b>L7</b> 7" Cylinder	\$55

### Footrings for stool cylinders only

<b>R1</b> 18" Black Plastic	\$60
<b>R2</b> 20" Chrome	\$80

### NeXtep® for stool cylinders only

<b>R8</b> 8" w/Casters	\$185
<b>R10</b> 10" w/Casters	\$185
<b>R18</b> 8"/10" w/Casters	\$295
<b>RW8</b> Wide 8" w/Casters	\$295
<b>RW10</b> Wide 10" w/Casters	\$295

Also available w/glides.

For additional stool options see page 67.

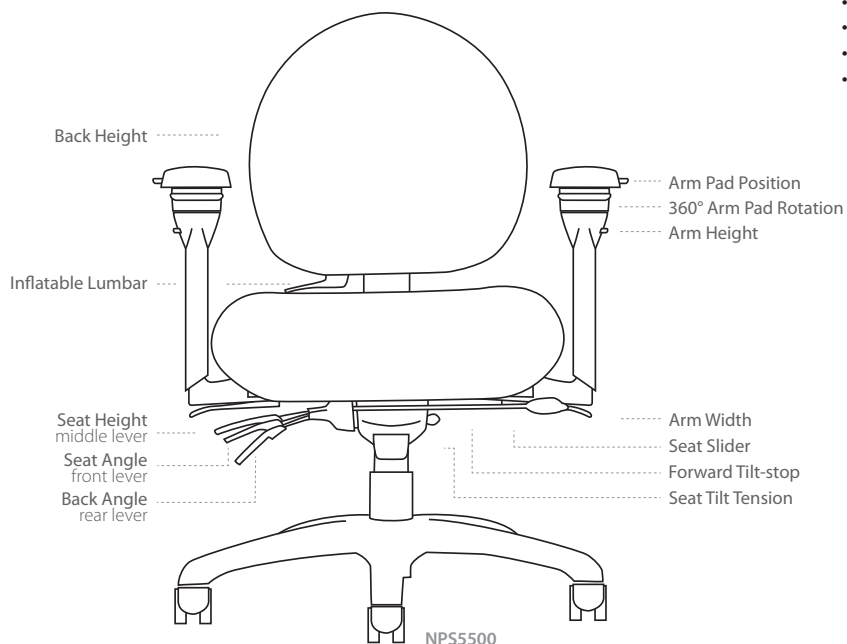


5 day Quick Ship



Popular Model

# 5000 Series




## Features

- Up to 12 active adjustments
- Mid back & contoured seat designs
- Passive weight dispersion design
- Generous foam for optimal comfort

### Multi-function Standard Features

- C0** Carpet Casters
- B0** 26" Black Base
- L2** 4" Cylinder
- O** 5-way 360° Arms
- S** Seat Slider

## How to Specify

Series Code	Back <small>pg 4</small>	Select a Seat <small>pg 4</small>	Select an Arm <small>pg 5</small>	Mech <small>pg 5</small>
<b>NPS</b> Neutral Posture® Series	<b>5</b> Mid Back (18h x 17.5w)	<b>5</b> Medium Seat, Minimal Contour (21w x 19d) <b>6</b> Medium Seat, Moderate Contour (23w x 20d) <b>7</b> Medium Seat, Deep Contour (23w x 20d) <b>8</b> Large Seat, Minimal Contour (23w x 21d) <b>9</b> Large Seat, Deep Contour (25w x 23d)	<b>0</b> 5-way 360° \$0 <b>3</b> 360° Swivel w/Oversized Urethane \$75 <b>4</b> Swing \$155 <b>5</b> No Arms (\$140) <b>6</b> Oversized Black Vinyl Arm Pads \$225 <b>7</b> Oversized Fabric/Leather Arm Pads \$265 <b>8</b> Friction Tracker \$420 <b>9</b> Ball Bearing Tracker \$420 <b>P</b> 360° Swivel \$0	<b>0</b> Multi-function 
<b>NPS</b>	<b>5</b>	<b>5</b>	<b>0</b>	<b>0</b>



NPS5500 NPS5600 NPS5700 NPS5800 NPS5900

\$1,225	\$1,290	\$1,300	\$1,300	\$1,335
\$1,235	\$1,300	\$1,310	\$1,310	\$1,345
\$1,285	\$1,350	\$1,360	\$1,360	\$1,395
<b>\$1,335</b>	<b>\$1,400</b>	<b>\$1,410</b>	<b>\$1,410</b>	<b>\$1,445</b>
\$1,385	\$1,450	\$1,460	\$1,460	\$1,495
\$1,535	\$1,600	\$1,610	\$1,610	\$1,645
\$1,935	\$2,000	\$2,010	\$2,010	\$2,045

Grade C

Grade 1

Grade 2

Grade 3

Grade 4

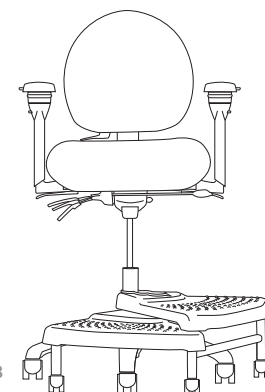
Grade 5

Grade 6

QS

34.75 x 26 x 26	34.75 x 26 x 26	34.75 x 27 x 26	34.75 x 27 x 26	34.75 x 27 x 26	Chair (H x W x D)
28 x 26 x 24	28 x 26 x 24	28 x 26 x 24	28 x 26 x 24	28 x 26 x 24	Box (L x W x H)
52.5 lbs	52.5 lbs	57 lbs	57 lbs	57 lbs	Chair Weight
62.5 lbs	62.5 lbs	67 lbs	67 lbs	67 lbs	Shipping Weight
21	23	23	23	25	Seat Width
17.5 – 21.5	18 – 22	19 – 23	19 – 23	19 – 23	Seat Height
15.5 – 18	16 – 18.5	16 – 18.5	18 – 20.5	19 – 21.5	Seat Depth
F3° – R11°	F9° – R6°	F10° – R3°	F5° – R7°	F8° – R6°	Seat Angle
17.5	17.5	17.5	17.5	17.5	Back Width
17 – 21	17 – 21	16 – 20	17 – 21	16 – 20	Back Height
102° – 122°	107° – 122°	107° – 124°	108° – 128°	102° – 118°	Back Angle
4	4	4	4	4	Lumbar Range
7 – 11	7 – 11	7 – 11	6.5 – 10.5	6.5 – 10.5	Arm Height
15.75 – 22.25	15.75 – 22.25	18 – 22.25	18 – 22.25	18.5 – 22.25	Arm Width
26	26	26	26	26	Base Diameter
2yd	2yd	2yd	2yd	2yd	COM Yardage

All measurements shown are in inches.  
Specs may differ for stools.



NPS5500-R18

### Add option code after model NPS5500 - \_\_ - \_\_ - \_\_

#### General

<b>A</b> Thoracic Support	\$80
<b>CR</b> Cleanroom to Class 100	\$120
<b>CX</b> Coccyx Cutout <i>Only available in Cloud 9™ &amp; Revive™</i>	\$215
<b>D1</b> No Inflatable Lumbar	(\$50)
<b>E</b> ESD <i>For availability contact cs@np-us.com</i>	\$290
<b>F</b> Fring® Footrest <i>Only available on (B0)</i>	\$50
<b>N</b> N-dulgent® Memory Foam	\$125
<b>N2</b> TheraGel™ Memory Foam	\$150
<b>Z1</b> Connexion® Arm <i>Only available on (5) &amp; (6) seat</i>	\$750

#### Finishes

<b>U</b> Upholstered Back Outer <i>Grade C, 1, 2 &amp; 3</i>	\$135
<b>U4</b> Upholstered Back Outer <i>Grade 4, 5 &amp; 6</i>	\$200

#### Casters/Glides

<b>C0</b> Carpet Casters	\$0
<b>C1</b> Hard Floor Casters	\$25
<b>C2</b> Glides	\$25
<b>C3</b> Hard Floor Brake/In	\$185
<b>C4</b> Hard Floor Brake/Out	\$60
<b>C8</b> Chrome Carpet Casters	\$90
<b>C9</b> Chrome Hard Floor Casters	\$100

#### Bases

<b>B0</b> 26" Black	\$0
<b>B6</b> 26" Polished Aluminum	\$140
<b>B8</b> 27" Brushed Aluminum <i>Comes standard with (L1)</i>	\$140
<b>B12</b> 28" Black	\$110

#### Chair Cylinders

<b>L1</b> 3" Cylinder	\$0
<b>L2</b> 4" Cylinder	\$0
<b>L3</b> 5" Cylinder	\$0

### Stool Options

#### Stool Cylinders

<b>L4</b> 8" Cylinder	\$55
<b>L5</b> 10" Cylinder	\$55
<b>L7</b> 7" Cylinder	\$55

#### Footrings for stool cylinders only

<b>R1</b> 18" Black Plastic	\$60
<b>R2</b> 20" Chrome	\$80

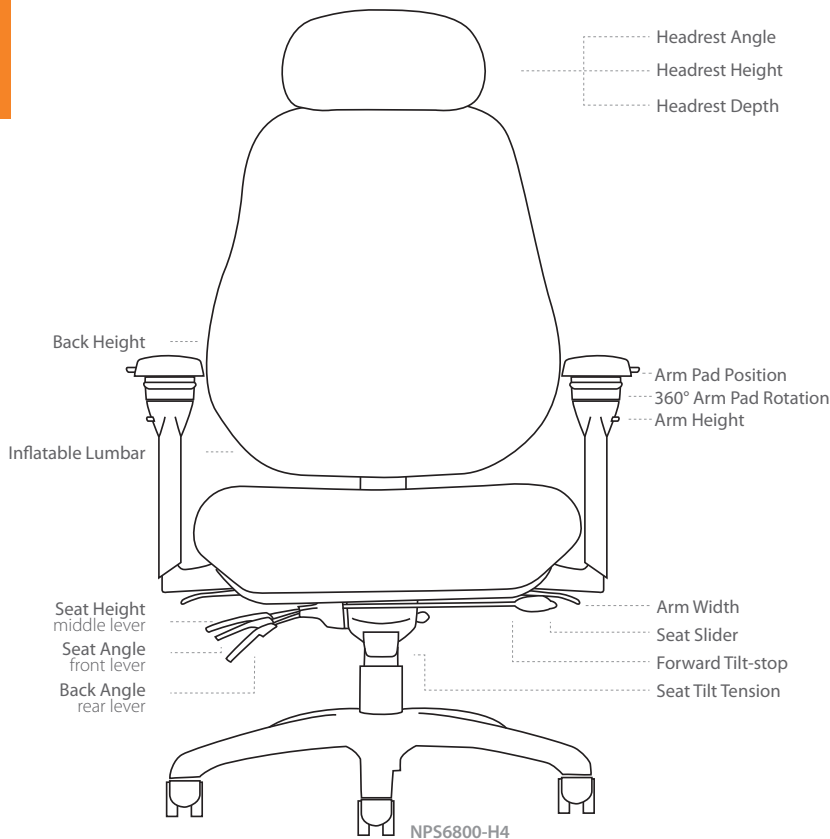
#### NeXtep® for stool cylinders only

<b>R8</b> 8" w/Casters	\$185
<b>R10</b> 10" w/Casters	\$185
<b>R18</b> 8"/10" w/Casters	\$295
<b>RW8</b> Wide 8" w/Casters	\$295
<b>RW10</b> Wide 10" w/Casters	\$295

Also available w/glides.

For additional stool options see page 67.

# 6000 Series



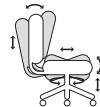
## Features

- Up to 15 active adjustments
- High back & contoured seat designs
- Passive weight dispersion design
- Generous foam for optimal comfort
- Optional headrest

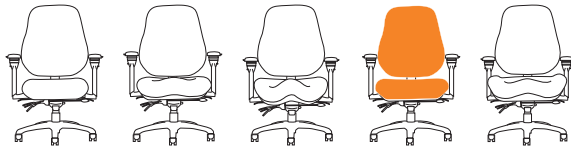
### Multi-function Standard Features

- C0** Carpet Casters
- B0** 26" Black Base
- L2** 4" Cylinder
- 0** 5-way 360° Arms
- S** Seat Slider

## How to Specify

Series Code	Back <small>pg 4</small>	Select a Seat <small>pg 4</small>	Select an Arm <small>pg 5</small>	Mech <small>pg 5</small>
<b>NPS</b> Neutral Posture® Series	<b>6</b> High Back (25h x 22.5w)	<b>5</b> Medium Seat, Minimal Contour (21w x 19d) <b>6</b> Medium Seat, Moderate Contour (23w x 20d) <b>7</b> Medium Seat, Deep Contour (23w x 20d) <b>8</b> Large Seat, Minimal Contour (23w x 21d) <b>9</b> Large Seat, Deep Contour (25w x 23d)	<b>0</b> 5-way 360° \$0 <b>3</b> 360° Swivel w/Oversized Urethane \$75 <b>4</b> Swing \$155 <b>5</b> No Arms (\$140) <b>6</b> Oversized Black Vinyl Arm Pads \$225 <b>7</b> Oversized Fabric/Leather Arm Pads \$265 <b>8</b> Friction Tracker \$420 <b>9</b> Ball Bearing Tracker \$420 <b>P</b> 360° Swivel \$0	<b>0</b> Multi-function 
<b>NPS</b>	<b>6</b>	<b>8</b>	<b>0</b>	<b>0</b>





NPS6500 NPS6600 NPS6700 NPS6800 NPS6900

\$1,405	\$1,470	\$1,480	\$1,480	\$1,515	<div>Grade C</div> <div>Grade 1</div> <div>Grade 2</div> <div>Grade 3</div> <div>Grade 4</div> <div>Grade 5</div> <div>Grade 6</div>
\$1,415	\$1,480	\$1,490	\$1,490	\$1,525	
\$1,465	\$1,530	\$1,540	\$1,540	\$1,575	
<b>\$1,515</b>	<b>\$1,580</b>	<b>\$1,590</b>	<b>\$1,590</b>	<b>\$1,625</b>	
\$1,565	\$1,630	\$1,640	\$1,640	\$1,675	
\$1,715	\$1,780	\$1,790	\$1,790	\$1,825	
\$2,115	\$2,180	\$2,190	\$2,190	\$2,225	

43 x 26 x 26	43 x 26 x 26	43 x 27 x 26	43 x 27 x 26	43 x 27 x 26	Chair (H x W x D)
28 x 26 x 24	28 x 26 x 24	28 x 26 x 24	28 x 26 x 24	37 x 30 x 52	Box (L x W x H)
63 lbs	63 lbs	67.5 lbs	67.5 lbs	67.5 lbs	Chair Weight
73 lbs	73 lbs	77.5 lbs	77.5 lbs	77.5 lbs	Shipping Weight
21	23	23	23	25	Seat Width
17.5 – 21.5	18 – 22	19 – 23	19 – 23	19 – 23	Seat Height
15 – 17.5	15 – 17.5	16 – 18.5	18 – 20.5	19.5 – 22	Seat Depth
F3° – R11°	F9° – R6°	F10° – R3°	F5° – R7°	F8° – R6°	Seat Angle
22.5	22.5	22.5	22.5	22.5	Back Width
21.5 – 25.5	21.5 – 25.5	22 – 26	22.5 – 26.5	22 – 26	Back Height
97° – 112°	98° – 113°	97° – 113°	99° – 114°	99° – 115°	Back Angle
4	4	4	4	4	Lumbar Range
7 – 11	7 – 11	7 – 11	6.5 – 10.5	6.5 – 10.5	Arm Height
15.75 – 22.25	15.75 – 22.25	18 – 22.25	18 – 22.25	18.5 – 22.25	Arm Width
26	26	26	26	26	Base Diameter
2.5 yd	2.5 yd	2.5 yd	2.5 yd	2.5 yd	COM Yardage

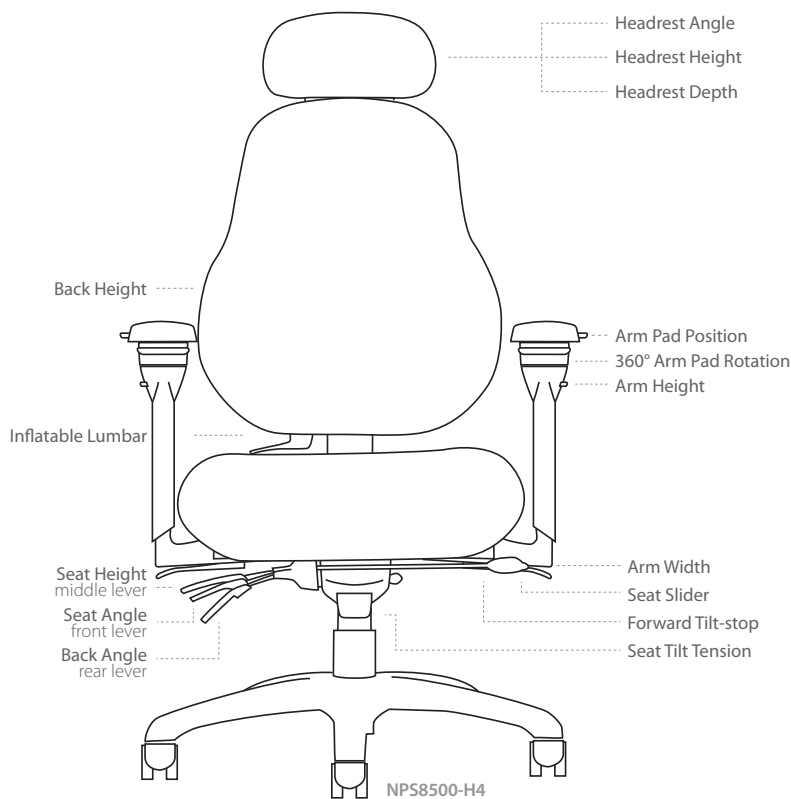
All measurements shown are in inches.

Add option code after model NPS6800 - \_\_ - \_\_ - \_\_

General	Finishes	Bases	Cylinders
<b>A</b> Thoracic Support \$80	<b>PT</b> Pillow Top \$860 <i>Only available on (8) seat in Ultraleather™ or leather</i>	<b>B0</b> 26" Black \$0	<b>L1</b> 3" Cylinder \$0
<b>CR</b> Cleanroom to Class 100 \$120	<b>SL</b> Stitched Leather \$350 <i>Not available on (7) &amp; (9) seat; Only in Ultraleather™ or leather</i>	<b>B6</b> 26" Polished Aluminum \$140	<b>L2</b> 4" Cylinder \$0
<b>CX</b> Coccyx Cutout \$215 <i>Only available in Cloud 9™ &amp; Revive™</i>	<b>U</b> Upholstered Back Outer \$135 <i>Grade C, 1, 2 &amp; 3</i>	<b>B8</b> 27" Brushed Aluminum \$140 <i>Comes standard with (L1)</i>	<b>L3</b> 5" Cylinder \$0
<b>D1</b> No Inflatable Lumbar (\$50)	<b>U4</b> Upholstered Back Outer \$200 <i>Grade 4, 5 &amp; 6</i>	<b>B12</b> 28" Black \$110	<b>Headrests</b> <i>pg 4</i>
<b>E</b> ESD \$290 <i>For availability contact cs@np-us.com</i>			<b>H4</b> Dual Pivot \$280 <i>Matching Upholstery</i>
<b>F</b> Fring® Footrest \$50 <i>Only available on (B0)</i>	<b>Casters/Glides</b>		
<b>N</b> N-dulgent® Memory Foam \$125	<b>C0</b> Carpet Casters \$0		
<b>N2</b> TheraGel™ Memory Foam \$150	<b>C1</b> Hard Floor Casters \$25		
<b>Z1</b> Connexion® Arm \$750 <i>Only available on (5) &amp; (6) seat</i>	<b>C2</b> Glides \$25		
	<b>C3</b> Hard Floor Brake/In \$185		
	<b>C4</b> Hard Floor Brake/Out \$60		
	<b>C8</b> Chrome Carpet Casters \$90		
	<b>C9</b> Chrome Hard Floor Casters \$100		



## 8000 Series




## Features

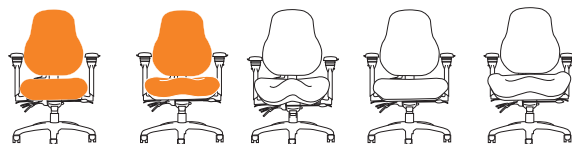
- Up to 15 active adjustments
- High back & contoured seat designs
- Passive weight dispersion design
- Generous foam for optimal comfort
- Optional headrest

## Multi-function Standard Features

- C0** Carpet Casters
- B0** 26" Black Base
- L2** 4" Cylinder
- 0** 5-way 360° Arms
- S** Seat Slider

## How to Specify

Series Code	Back <span>pg 4</span>	Select a Seat <span>pg 4</span>	Select an Arm <span>pg 5</span>	Mech <span>pg 5</span>
<b>NPS</b> Neutral Posture® Series	<b>8</b> High Back (23.5h x 19.25w)	<b>5</b> Medium Seat, Minimal Contour (21w x 19d) <b>6</b> Medium Seat, Moderate Contour (23w x 20d) <b>7</b> Medium Seat, Deep Contour (23w x 20d) <b>8</b> Large Seat, Minimal Contour (23w x 21d) <b>9</b> Large Seat, Deep Contour (25w x 23d)	<b>0</b> 5-way 360° \$0 <b>3</b> 360° Swivel w/Oversized Urethane \$75 <b>4</b> Swing \$155 <b>5</b> No Arms (\$140) <b>6</b> Oversized Black Vinyl Arm Pads \$225 <b>7</b> Oversized Fabric/Leather Arm Pads \$265 <b>8</b> Friction Tracker \$420 <b>9</b> Ball Bearing Tracker \$420 <b>P</b> 360° Swivel \$0	<b>0</b> Multi-function 
<b>NPS</b>	<b>8</b>	<b>6</b>	<b>0</b>	<b>0</b>



NPS8500 NPS8600 NPS8700 NPS8800 NPS8900

\$1,355	\$1,420	\$1,430	\$1,430	\$1,465
\$1,365	\$1,430	\$1,440	\$1,440	\$1,475
\$1,415	\$1,480	\$1,490	\$1,490	\$1,525
<b>\$1,465</b>	<b>\$1,530</b>	<b>\$1,540</b>	<b>\$1,540</b>	<b>\$1,575</b>
\$1,515	\$1,580	\$1,590	\$1,590	\$1,625
\$1,665	\$1,730	\$1,740	\$1,740	\$1,775
\$2,065	\$2,130	\$2,140	\$2,140	\$2,175

Grade C

Grade 1

Grade 2

Grade 3

Grade 4

Grade 5

Grade 6

QS

39 x 26 x 26	39 x 26 x 26	39 x 27 x 26	39 x 27 x 26	39 x 27 x 26
28 x 26 x 24	28 x 26 x 24	28 x 26 x 24	28 x 26 x 24	37 x 30 x 52
59.5 lbs	61 lbs	65 lbs	65 lbs	65 lbs
69.5 lbs	71 lbs	75 lbs	75 lbs	75 lbs
21	23	23	23	25
17 - 21	18 - 22	19 - 23	19 - 23	19 - 23
15.5 - 18	16 - 18.5	16 - 18.5	18 - 20.5	19 - 21.5
F3° - R11°	F9° - R6°	F10° - R3°	F5° - R7°	F8° - R6°
19.5	19.5	19.5	19.5	19.5
21.5 - 25.5	22 - 26	22 - 26	22.5 - 26.5	22 - 26
100° - 119°	100° - 115°	100° - 115°	100° - 121°	100° - 116°
4	4	4	4	4
7 - 11	7 - 11	7 - 11	6.5 - 10.5	6.5 - 10.5
15.75 - 22.25	15.75 - 22.25	18 - 22.25	18 - 22.25	18.5 - 22.25
26	26	26	26	26
2 yd	2 yd	2 yd	2 yd	2 yd

Chair (H x W x D)

Box (L x W x H)

Chair Weight

Shipping Weight

Seat Width

Seat Height

Seat Depth

Seat Angle

Back Width

Back Height

Back Angle

Lumbar Range

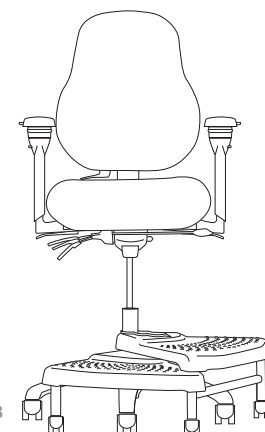
Arm Height

Arm Width

Base Diameter

COM Yardage

All measurements shown are in inches.  
Specs may differ for stools.



NPS8500-R18

## Add option code after model NPS8600 - \_ - \_ - \_

### General

<b>A</b> Thoracic Support	\$80
<b>CR</b> Cleanroom to Class 100	\$120
<b>CX</b> Coccyx Cutout <i>Only available in Cloud 9™ &amp; Revive™</i>	\$215
<b>D1</b> No Inflatable Lumbar	(\$50)
<b>E</b> ESD <i>For availability contact cs@np-us.com</i>	\$290
<b>F</b> Fring® Footrest <i>Only available on (B0)</i>	\$50
<b>N</b> N-dulgent® Memory Foam	\$125
<b>N2</b> TheraGel™ Memory Foam	\$150
<b>Z1</b> Connexion® Arm <i>Only available on (5) &amp; (6) seat</i>	\$750

### Finishes

<b>SL</b> Stitched Leather	\$350
<i>Not available on (7) &amp; (9) seat; Only in Ultraleather™ or leather</i>	
<b>U</b> Upholstered Back Outer	\$135
<i>Grade C, 1, 2 &amp; 3</i>	
<b>U4</b> Upholstered Back Outer	\$200
<i>Grade 4, 5 &amp; 6</i>	

### Casters/Glides

<b>C0</b> Carpet Casters	\$0
<b>C1</b> Hard Floor Casters	\$25
<b>C2</b> Glides	\$25
<b>C3</b> Hard Floor Brake/In	\$185
<b>C4</b> Hard Floor Brake/Out	\$60
<b>C8</b> Chrome Carpet Casters	\$90
<b>C9</b> Chrome Hard Floor Casters	\$100

### Bases

<b>B0</b> 26" Black	\$0
<b>B6</b> 26" Polished Aluminum	\$140
<b>B8</b> 27" Brushed Aluminum	\$140
<i>Comes standard with (L1)</i>	
<b>B12</b> 28" Black	\$110

### Cylinders

<b>L1</b> 3" Cylinder	\$0
<b>L2</b> 4" Cylinder	\$0
<b>L3</b> 5" Cylinder	\$0

### Headrests

<b>H4</b> Dual Pivot	\$280
<i>Matching Upholstery</i>	

pg 4

## Stool Options

### Stool Cylinders

<b>L4</b> 8" Cylinder	\$55
<b>L5</b> 10" Cylinder	\$55
<b>L7</b> 7" Cylinder	\$55

### Footrings for stool cylinders only

<b>R1</b> 18" Black Plastic	\$60
<b>R2</b> 20" Chrome	\$80

### NeXtep® for stool cylinders only

<b>R8</b> 8" w/Casters	\$185
<b>R10</b> 10" w/Casters	\$185
<b>R18</b> 8"/10" w/Casters	\$295
<b>RW8</b> Wide 8" w/Casters	\$295
<b>RW10</b> Wide 10" w/Casters	\$295

Also available w/glides.

For additional stool options see page 67.

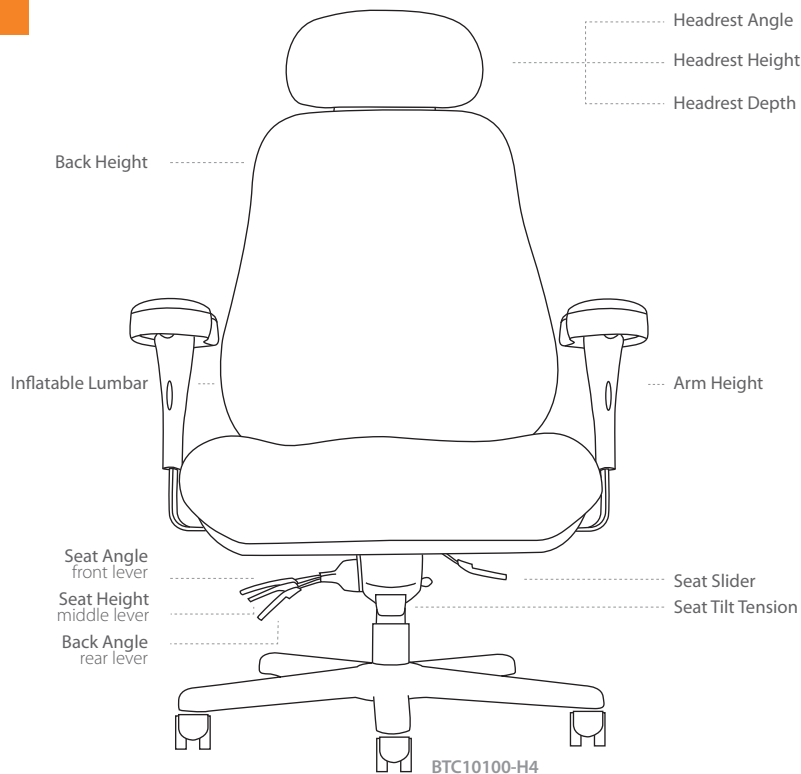


5 day Quick Ship



Popular Model

# Big & Tall



BTC10100-H4


## Features

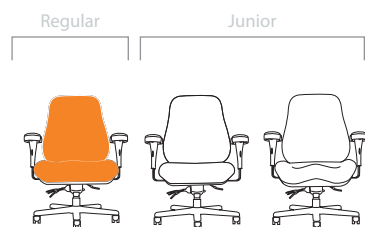
- Up to 11 active adjustments
- High back & contoured seat designs
- 24/7 Continuous-shift w/5-year warranty
- Available in both regular & junior sizes
- Supports users up to 500 lbs and/or 7 ft tall
- Optional headrest
- Optional leather pillow top

### Multi-function Standard Features

- C0** Carpet Casters
- B14** 28" Intensive Use Black Base
- L3** 5" Cylinder
- 0** Oversized Padded Arms
- S** Seat Slider

## How to Specify

Series Code	Select a Back	Select a Seat	Select an Arm	Mech	pg 5
<b>BTC</b> Big & Tall Series	<b>16</b> High Back (25h x 22.5w) <b>10</b> Extra Large Back (26h x 24w)	<b>1</b> Extra Large Seat, Minimal Contour (27w x 21d) <b>8</b> Large Seat, Minimal Contour (23w x 21d) <b>9</b> Large Seat, Deep Contour (25w x 23d)	<b>0</b> Oversized Padded \$0 <b>1</b> Urethane Arm Pads (\$50)	<b>0</b> Multi-function 	
<b>BTC</b>	<b>10</b>	<b>1</b>	<b>0</b>	<b>0</b>	



Regular	Junior	Junior
BTC10100	BTC16800	BTC16900
\$2,140	\$2,140	\$2,175
\$2,150	\$2,150	\$2,185
\$2,200	\$2,200	\$2,235
<b>\$2,250</b>	<b>\$2,250</b>	<b>\$2,285</b>
\$2,300	\$2,300	\$2,335
\$2,450	\$2,450	\$2,485
\$2,850	\$2,850	\$2,885

Grade C

Grade 1

Grade 2

Grade 3

Grade 4

Grade 5

Grade 6

QS

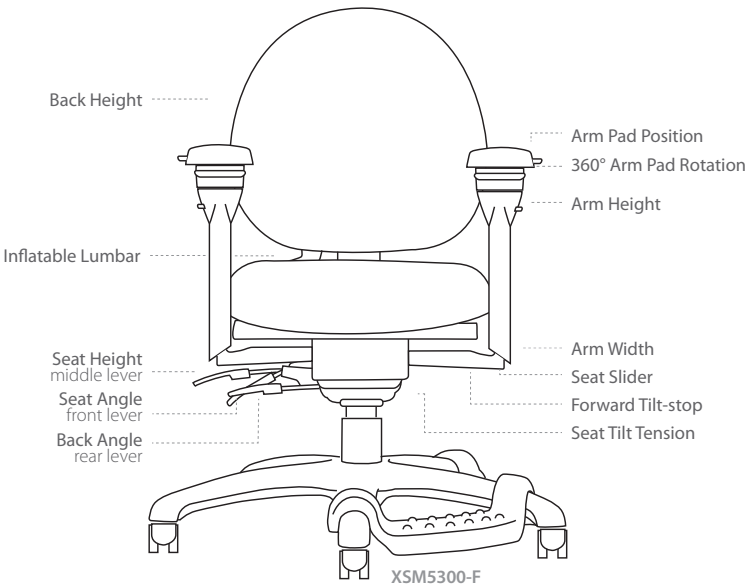
42 x 35 x 28	41 x 31 x 28	41 x 31 x 28	Chair (H x W x D)
37 x 30 x 52	37 x 30 x 52	37 x 30 x 52	Box (L x W x H)
85 lbs	76 lbs	76 lbs	Chair Weight
105 lbs	96 lbs	96 lbs	Shipping Weight
27	23	25	Seat Width
20 - 25	19 - 24	19 - 24	Seat Height
20 - 22	19 - 21	20 - 22	Seat Depth
F1° - R7.5°	F4° - R12°	F1° - R9°	Seat Angle
24	22.5	22.5	Back Width
22 - 26	22 - 26	24 - 28	Back Height
96° - 118°	95° - 112°	97° - 115°	Back Angle
4	4	4	Lumbar Range
7 - 10	7 - 10	7 - 10	Arm Height
24	21	24	Arm Width
28	28	28	Base Diameter
2.5 yd	2.5 yd	2.5 yd	COM Yardage

All measurements shown are in inches.

Add option code after model BTC10100 - \_ - \_ - \_

General	Finishes	Bases	Headrests	pg 4
<b>A</b> Thoracic Support \$80	<b>PT</b> Pillow Top \$1,000 <i>Only available on (1) &amp; (8) seat in Canter, Ultraleather™ or leather</i>	<b>B9</b> 28" Chrome \$160	<b>H4</b> Dual Pivot \$280 <i>Matching Upholstery</i>	
<b>CR</b> Cleanroom to Class 100 \$120		<b>B14</b> 28" Intensive Use Black \$0		
<b>CX</b> Coccyx Cutout \$215 <i>Only available in Cloud 9™ &amp; Revive™</i>	<b>U</b> Upholstered Back Outer \$135 <i>Grade C, 1, 2 &amp; 3</i>	<b>Cylinders</b>		
<b>D1</b> No Inflatable Lumbar (\$50)	<b>U4</b> Upholstered Back Outer \$200 <i>Grade 4, 5 &amp; 6</i>	<b>L1</b> 3" Cylinder \$0		
<b>E</b> ESD \$290 <i>For availability contact cs@np-us.com</i>	<b>Casters/Glides</b>	<b>L3</b> 5" Cylinder \$0		
<b>N</b> N-dulgent® Memory Foam \$125	<b>C0</b> Carpet Casters \$0			
<b>N2</b> TheraGel™ Memory Foam \$150	<b>C1</b> Hard Floor Casters \$25			
	<b>C2</b> Glides \$25			

XSM™  
Extra Small



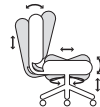
### Features

- Up to 12 active adjustments
- Petite seat
- Mesh back, mid back or high back
- Passive weight dispersion design
- Generous foam for optimal comfort
- Optional headrest available on 1 & 8 back

### Multi-function Standard Features

- C0** Carpet Casters
- B0** 26" Black Base
- L2** 4" Cylinder
- 0** 5-way 360° Arms
- S** Seat Slider

### How to Specify

Series Code	Back <span>pg 4</span>	Seat	Select an Arm <span>pg 5</span>	Mech <span>pg 5</span>
<b>XSM</b> Extra Small Series	<b>1</b> Mesh Back <i>Not height adjustable (23.5h x 19.25w)</i>  <b>5</b> Mid Back <i>(18h x 17.5w)</i>  <b>8</b> High Back <i>(23.5h x 19.25w)</i>	<b>3</b> Petite Seat, Minimal Contour <i>(17w x 18d)</i>	<b>0</b> 5-way 360° \$0 <b>3</b> 360° Swivel w/Oversized Urethane \$75 <b>5</b> No Arms (\$140) <b>6</b> Oversized Black Vinyl Arm Pads \$225 <b>7</b> Oversized Fabric/Leather Arm Pads \$265 <b>P</b> 360° Swivel \$0	<b>0</b> Multi-function 
<b>XSM</b>	<b>8</b>	<b>3</b>	<b>0</b>	<b>0</b>



XSM1300	XSM5300	XSM8300
\$1,245	\$1,290	\$1,420
\$1,255	\$1,300	\$1,430
\$1,305	\$1,350	\$1,480
<b>\$1,355</b>	<b>\$1,400</b>	<b>\$1,530</b>
\$1,405	\$1,450	\$1,580
\$1,555	\$1,600	\$1,730
\$1,955	\$2,000	\$2,130

Grade C

Grade 1

Grade 2

Grade 3

Grade 4

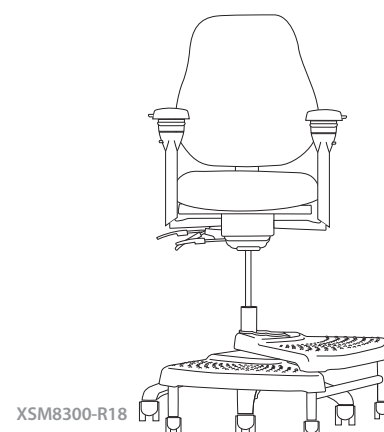
Grade 5

Grade 6

QS

39 x 26 x 26	34 x 26 x 26	38 x 26 x 26	Chair (H x W x D)
28 x 26 x 24	28 x 26 x 24	28 x 26 x 24	Box (L x W x H)
52.5 lbs	52 lbs	54.5 lbs	Chair Weight
62.5 lbs	62 lbs	64.5 lbs	Shipping Weight
17	17	17	Seat Width
17.5 – 21.5	16 – 20	16 – 20	Seat Height
15.5 – 18	15.5 – 18	15.5 – 18	Seat Depth
F4° – R11°	F4° – R11°	F6° – R12°	Seat Angle
19	17.5	19.5	Back Width
23	18 – 22	23 – 27	Back Height
95° – 115°	105° – 121°	95° – 111°	Back Angle
3	4	4	Lumbar Range
7 – 11	7 – 11	7 – 11	Arm Height
13.5 – 18.25	13.5 – 18.25	13.5 – 18.25	Arm Width
26	26	26	Base Diameter
1 yd	2 yd	2 yd	COM Yardage

All measurements shown are in inches.  
Specs may differ for stools.



XSM8300-R18

## Add option code after model XSM8300 - \_ \_ - \_ \_

### General

<b>A</b> Thoracic Support	\$80
<b>CR</b> Cleanroom to Class 100	\$120
<b>CX</b> Coccyx Cutout <i>Only available in Cloud 9™ &amp; Revive™</i>	\$215
<b>D1</b> No Inflatable Lumbar	(\$50)
<b>E</b> ESD <i>Not available on (1) back For availability contact cs@np-us.com</i>	\$290
<b>F</b> Fring® Footrest <i>Only available on (B0)</i>	\$50
<b>N</b> N-dulgent® Memory Foam	\$125
<b>N2</b> TheraGel™ Memory Foam	\$150

### Finishes

<b>U</b> Upholstered Back Outer <i>Grade C, 1, 2 &amp; 3</i>	\$135
<b>U4</b> Upholstered Back Outer <i>Grade 4, 5 &amp; 6</i>	\$200

### Skins not available on Quick Ship

<b>S1</b> Grade C or 1 <i>Only available on (1) back</i>	\$95
<b>S2</b> Grade 2 <i>Only available on (1) back</i>	\$135
<b>S5</b> Ultraleather™ <i>Only available on (1) back</i>	\$250

### Casters/Glides

<b>C0</b> Carpet Casters	\$0
<b>C1</b> Hard Floor Casters	\$25
<b>C2</b> Glides	\$25
<b>C3</b> Hard Floor Brake/In	\$185
<b>C4</b> Hard Floor Brake/Out	\$60
<b>C8</b> Chrome Carpet Casters	\$90
<b>C9</b> Chrome Hard Floor Casters	\$100

### Bases

<b>B0</b> 26" Black	\$0
<b>B6</b> 26" Polished Aluminum	\$140
<b>B8</b> 27" Brushed Aluminum <i>Comes standard with (L1)</i>	\$140
<b>B12</b> 28" Black	\$110

### Chair Cylinders

<b>L1</b> 3" Cylinder	\$0
<b>L2</b> 4" Cylinder	\$0
<b>L3</b> 5" Cylinder	\$0

### Headrests

<b>HE</b> Height Adjustable <i>Black Vinyl Only available on (1) back</i>	\$60
<b>H4</b> Dual Pivot <i>Matching Upholstery Only available on (8) back</i>	\$280
<b>H5</b> Dual Pivot <i>Black Faux Leather Only available on (1) back</i>	\$280

## Stool Options

### Stool Cylinders

<b>L4</b> 8" Cylinder	\$55
<b>L5</b> 10" Cylinder	\$55
<b>L7</b> 7" Cylinder	\$55

### Footrings for stool cylinders only

<b>R1</b> 18" Black Plastic	\$60
<b>R2</b> 20" Chrome	\$80

### NeXtep® for stool cylinders only

<b>R8</b> 8" w/Casters	\$185
<b>R10</b> 10" w/Casters	\$185
<b>R18</b> 8"/10" w/Casters	\$295
<b>RW8</b> Wide 8" w/Casters	\$295
<b>RW10</b> Wide 10" w/Casters	\$295

Also available w/glides.

For additional stool options see page 67.

## Arm Options

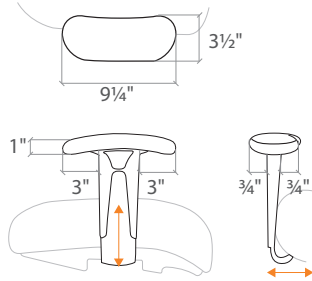
### 0 Arm

#### 4" Adjustable

AH: 7.0 - 11.0  
AW: 17.5 - 21.5  
AP: fixed  
WT: 7 lbs

#### Mesh Seat

AH: 9.0 - 13.0



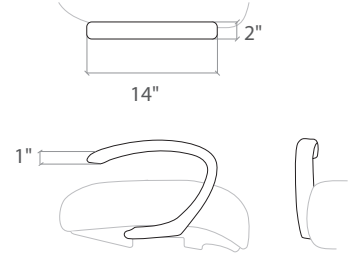
### 6 Arm

#### C Loop

AH: 7.5  
AW: 22.5  
AP: fixed  
WT: 5 lbs

#### Mesh Seat

AH: 9.5



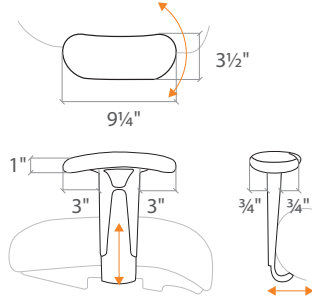
### 1 Arm

#### 4" Adj. w/Pivot

AH: 7.0 - 11.0  
AW: 17.5 - 21.5  
AP: 25° range  
WT: 7 lbs

#### Mesh Seat

AH: 9.0 - 13.0



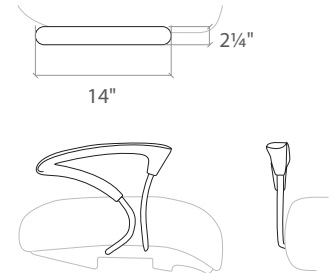
### 7 Arm

#### Chrome Loop

AH: 7.5  
AW: 22.25  
AP: fixed  
WT: 5 lbs

#### Mesh Seat

AH: 9.5



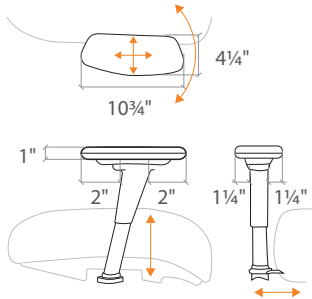
### 2 Arm

#### Lateral Sliding

AH: 7.0 - 11.0  
AW: 17.5 - 21.5  
AP: 30° range  
WT: 7 lbs

#### Mesh Seat

AH: 9.0 - 13.0



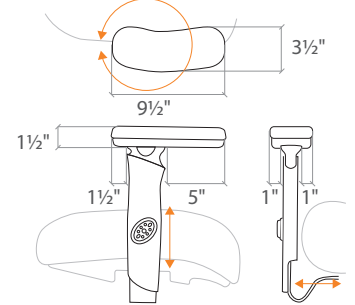
### 8 Arm

#### 360° NP

AH: 7.0 - 11.0  
AW: 18 - 22  
AP: 360° range  
WT: 7 lbs

#### Mesh Seat

AH: 9.0 - 13.0



### Popular Model

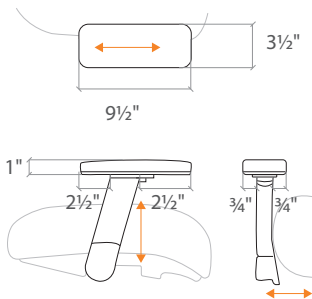
### 3 Arm

#### 3" Adjustable

AH: 7.5 - 11.0  
AW: 18 - 24  
AP: fixed  
WT: 6 lbs

#### Mesh Seat

AH: 9.5 - 13.0



### Popular Model

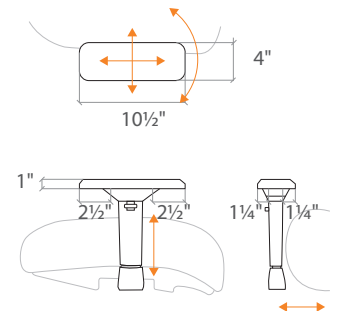
### 9 Arm

#### 5-way Adj.

AH: 7.0 - 10.0  
AW: 16.5 - 23.5  
AP: 15° range  
WT: 6 lbs

#### Mesh Seat

AH: 9.0 - 12.0



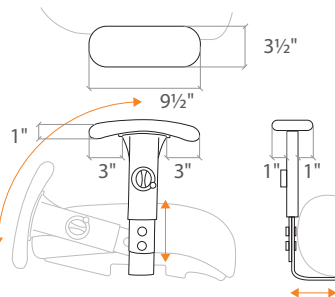
### 4 Arm

#### Swing

AH: 7.0 - 10.0  
AW: 17.75 - 22  
AP: fixed  
WT: 7 lbs

#### Mesh Seat

AH: 9.0 - 12.0

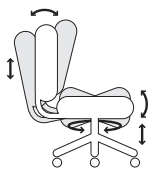


AH: Arm Height  
AW: Arm Width  
AP: Arm Pivot  
WT: Arm Weight

All measurements shown are in inches.



## Mechanism Options



### 6 Mechanism

#### Multi-tilt

- Swivel 360°
- Pneumatic seat height
- Independent back angle
- Independent seat angle
- Seat tilt tension
- Infinite adjust forward tilt-stop
- Optional seat slider



Cozi®



E-Series™



Embrace Ergo™



Guardian® Chair



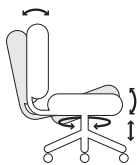
Guardian® Chair  
24/7  
8 Mech



N-dure™  
8 Mech



Right Chair®



### 2 Mechanism

#### Forward Pivot Synchro

- Swivel 360°
- Pneumatic seat height
- Seat tilt tension
- Back angle
- Seat angle
- Back to seat tilt, 2:1
- Anti-kick tilt-lock
- Optional seat slider



Balance™



Balance Ergo™



Cozi®



Guardian® Chair



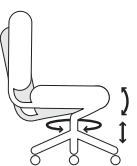
NV™  
Standard Seat  
Slider



Right Chair®



U4ia®



### 0 Mechanism

#### Knee-tilt

- Swivel 360°
- Pneumatic seat height
- Seat tilt tension
- Back to seat tilt, 1:1
- Rock or lock recline



Balance™



Embrace™  
K Mech



U4ia®



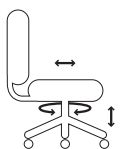
### T Mechanism

#### Tilt-swivel

- Swivel 360°
- Pneumatic seat height
- Seat tilt tension
- Back to seat tilt, 1:1



Embrace™



### 1 Mechanism

#### Basic

- Swivel 360°
- Pneumatic seat height
- Back depth



Balance Ergo™  
Stool



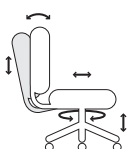
Cozi® Stool



Right Chair®  
Stool



U4ia® Stool



### 8 Mechanism

#### Standard

- Swivel 360°
- Pneumatic seat height
- Back depth
- Independent back angle



Balance Ergo™  
Stool



Cozi® Stool



Right Chair®  
Stool



U4ia® Stool



### 9 Mechanism

#### Deluxe-tilt

- Swivel 360°
- Pneumatic seat height
- Back depth
- Seat angle
- Independent back angle



Balance Ergo™  
Stool



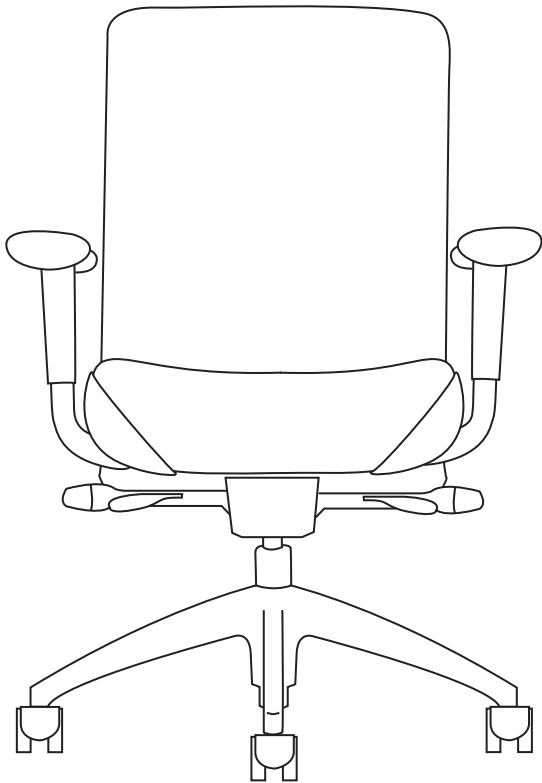
Cozi® Stool



Right Chair®  
Stool





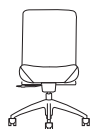
U4ia® Stool



BAL5302

How to Specify

Series Code	Back	Seat	Select an Arm	Select a Mech <span>pg 21</span>
<b>BAL</b> Balance™	<b>5</b> High Back (25h x 19w)	<b>3</b> Large Seat (22w x 19d)	<b>0</b> Pivoting Gelthane Chrome \$125 <b>1</b> Forward Sliding Gelthane Pad \$205 <b>5</b> No Arms \$0 <b>6</b> C Loop \$75 <b>7</b> Chrome Loop \$75	<b>0</b> Knee-tilt  <b>2</b> Forward Pivot Synchro 
<b>BAL</b>	<b>5</b>	<b>3</b>	<b>0</b>	<b>2</b>

**BAL5350****BAL5352**

\$965	\$1,040
\$975	\$1,050
\$1,025	\$1,100
<b>\$1,075</b>	<b>\$1,150</b>
\$1,125	\$1,200
\$1,410	\$1,485
\$1,510	\$1,585

Grade C	QS
Grade 1	
Grade 2	
Grade 3	
Grade 4	
Grade 5 – (Ultraleather™)	
Grade 6 – (Madras Leather™)	

38.75 x 26 x 26	39.5 x 26 x 26	Chair (H x W x D)
26 x 22 x 34	26 x 22 x 34	Box (L x W x H)
48.5 lbs	39 lbs	Chair Weight
58.5 lbs	49 lbs	Shipping Weight
22	22	Seat Width
19.5 – 24.5	18.5 – 22.5	Seat Height
17.5	16.5 – 19.5	Seat Depth (optional)
F6° – R15°	F5° – R12°	Seat Angle
18.5	18.5	Back Width
22	22	Back Height
105° – 125°	102° – 125°	Back Angle
NA	NA	Lumbar Range
26	26	Base Diameter
2 yd	2 yd	COM Yardage

All measurements shown are in inches.

All upholstery subject to Neutral Posture approval.

## Features

- Up to 11 active adjustments
- Mesh or upholstered back
- Passive weight dispersion design
- Generous foam for optimal comfort

## Standard Features

### Knee-tilt

- C0** Carpet Casters
- B16** 26" High Crown Black Base
- L3** 5" Cylinder

### Forward Pivot Synchro

- C0** Carpet Casters
- B16** 26" High Crown Black Base
- L2** 4" Cylinder

## Add option code after model BAL5302-\_\_-\_\_-\_\_

### General

- N** N-dulgent® Memory Foam  
Seat only \$75
- N2** TheraGel™ Memory Foam  
Seat only \$150
- S** Seat Slider  
Only available on (2) mech \$75

### Finishes

- U2** Mesh Back \$0
- Casters/Glides**
- C0** Carpet Casters \$0
- C1** Hard Floor Casters \$25
- C2** Glides \$25
- C8** Chrome Carpet Casters \$90
- C9** Chrome Hard Floor Casters \$100

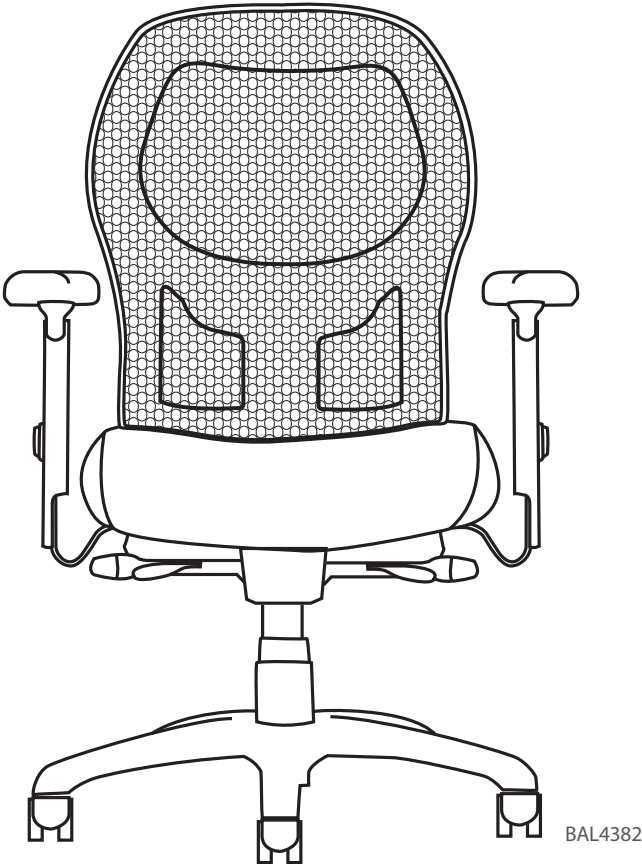
### Bases

- B0** 26" Black \$0
- B6** 26" Polished Aluminum \$140
- B15** 26" High Crown Polished Aluminum \$55
- B16** 26" High Crown Black \$0


### Cylinders

- L2** 4" Cylinder \$0
- L3** 5" Cylinder \$0





How to Specify

Series Code	Back	Seat	Select an Arm <i>pg 20</i>	Select a Mech <i>pg 21</i>
<b>BAL</b> Balance Ergo™	<b>4</b> Mesh Back (23.5h x 19.25w)	<b>3</b> Large Seat (22w x 19d)	<b>2</b> Lateral Sliding \$60 <b>5</b> No Arms \$0 <b>8</b> 360° NP \$175	<b>2</b> Forward Pivot Synchro 
<b>BAL</b>	<b>4</b>	<b>3</b>	<b>8</b>	<b>2</b>



BAL4352

\$920	Grade C
\$930	Grade 1
\$980	Grade 2
\$1,030	Grade 3
\$1,080	Grade 4
\$1,365	Grade 5 – (Ultraleather™)
\$1,465	Grade 6 – (Madras Leather™)

QS

41.5 x 26 x 26	Chair (H x W x D)
28 x 26 x 24	Box (L x W x H)
37.5 lbs	Chair Weight
47.5 lbs	Shipping Weight
22	Seat Width
17.5 - 22.5	Seat Height
16.5 - 19.5	Seat Depth (optional)
F5° – R15°	Seat Angle
19	Back Width
23	Back Height
92° – 120°	Back Angle
3	Lumbar Range
26	Base Diameter
1 yd	COM Yardage

All measurements shown are in inches.

Multi-purpose

Features	Standard Features	Add option code after model BAL4382 - __ - __ - __		
<ul style="list-style-type: none"><li>Up to 13 active adjustments</li><li>Mesh back</li><li>Passive weight dispersion design</li><li>Generous foam for optimal comfort</li></ul>	<b>C0</b> Carpet Casters	<b>General</b>	<b>Casters/Glides</b>	<b>Cylinders</b>
	<b>B0</b> 26" Black Base	<b>N</b> N-dulgent® Memory Foam <i>Seat only</i> \$75	<b>C0</b> Carpet Casters \$0	<b>L2</b> 4" Cylinder \$0
	<b>L3</b> 5" Cylinder	<b>N2</b> TheraGel™ Memory Foam <i>Seat only</i> \$150	<b>C1</b> Hard Floor Casters \$25	<b>L3</b> 5" Cylinder \$0
		<b>S</b> Seat Slider \$75	<b>C2</b> Glides \$25	<b>Headrests</b> <i>pg 4</i>
			<b>C8</b> Chrome Carpet Casters \$90	<b>HE</b> Height Adjustable <i>Black Vinyl</i> \$60
			<b>C9</b> Chrome Hard Floor Casters \$100	<b>H5</b> Dual Pivot <i>Black Faux Leather</i> \$280
		<b>Skins</b> not available on Quick Ship	<b>Bases</b>	
		<b>S1</b> Grade C or 1 \$95	<b>B0</b> 26" Black \$0	
		<b>S2</b> Grade 2 \$135	<b>B6</b> 26" Polished Aluminum \$140	
		<b>S5</b> Ultraleather™ \$250		



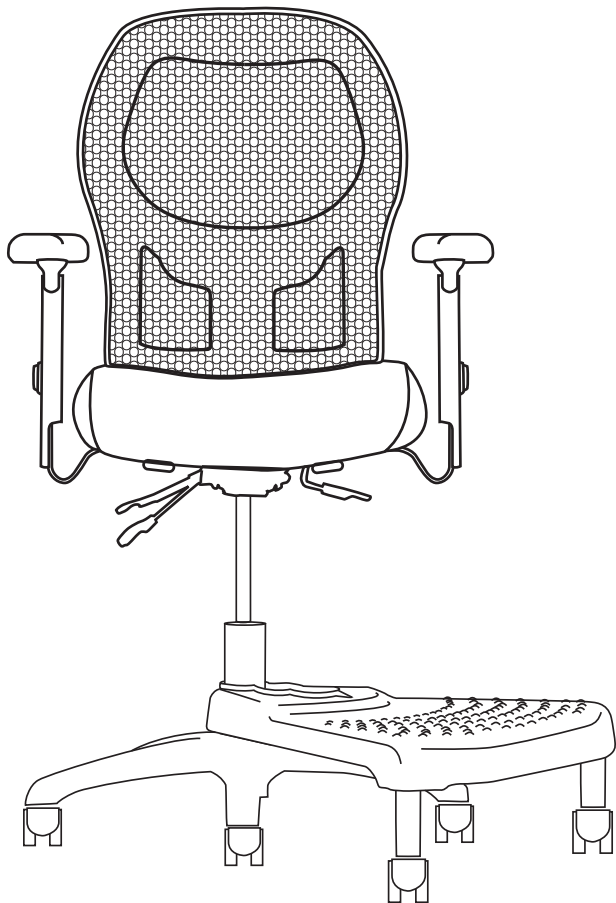
5 day Quick Ship



Popular Model

# Balance Ergo™ Stool

Multi-purpose



BAL4388-R8

## How to Specify

Series Code	Back	Seat	Select an Arm <i>pg 20</i>	Select a Mech <i>pg 21</i>
<b>BAL</b> Balance Ergo Stool™	<b>4</b> Mesh Back (23.5h x 19.25w)	<b>3</b> Large Seat (22w x 19d)	<b>2</b> Lateral Sliding \$60 <b>5</b> No Arms \$0 <b>8</b> 360° NP \$175	<b>1</b> Basic <b>8</b> Standard w/Seat Slider <b>9</b> Deluxe-tilt w/Seat Slider
<b>BAL</b>	<b>4</b>	<b>3</b>	<b>8</b>	<b>8</b>

# Balance Ergo™ Stool

Multi-purpose

Basic	Standard	Deluxe-tilt
-------	----------	-------------



BAL4351	BAL4358	BAL4359
\$935	\$955	\$975
\$945	\$965	\$985
\$1,005	\$1,025	\$1,045
<b>\$1,055</b>	<b>\$1,075</b>	<b>\$1,095</b>
\$1,105	\$1,125	\$1,145
\$1,390	\$1,410	\$1,430
\$1,490	\$1,510	\$1,530

Grade C  
Grade 1  
Grade 2  
Grade 3  
Grade 4  
Grade 5 – (Ultraleather™)  
Grade 6 – (Madras Leather™)

44.5 x 26 x 26	44.5 x 26 x 26	44.5 x 26 x 26	Chair (H x W x D)
28 x 26 x 24	28 x 26 x 24	28 x 26 x 24	Box (L x W x H)
32.5 lbs	39.5 lbs	40 lbs	Stool Weight
42.5 lbs	49.5 lbs	50 lbs	Shipping Weight
22	22	22	Seat Width
21.5 – 29.5	22.5 – 30.5	22.5 – 30.5	Seat Height
16.5 – 17.5	15.5 – 17.5	15.5 – 17.5	Seat Depth (optional)
R4°	R3°	R4°	Seat Angle
19	19	19	Back Width
23	23	23	Back Height
99°	95° – 99°	95° – 99°	Back Angle
3	3	3	Lumbar Range
26	26	26	Base Diameter
1 yd	1 yd	1 yd	COM Yardage

All measurements shown are in inches.

## Features

- Mesh back
- Passive weight dispersion design
- Generous foam for optimal comfort

## Standard Features

- C0** Carpet Casters
- B0** 26" Black Base
- L4** 8" Cylinder

## Add option code after model BAL4388 - \_ \_ \_ \_

### General

- N** N-dulgent® Memory Foam \$75  
*Seat only*
- N2** TheraGel™ Memory Foam \$150  
*Seat only*

### Skins not available on Quick Ship

- S1** Grade C or 1 \$95
- S2** Grade 2 \$135
- S5** Ultraleather™ \$250

### Casters/Glides

- C0** Carpet Casters \$0
- C1** Hard Floor Casters \$25
- C2** Glides \$25
- C8** Chrome Carpet Casters \$90
- C9** Chrome Hard Floor Casters \$100

### Bases

- B0** 26" Black \$0
- B6** 26" Polished Aluminum \$140

### Chair Cylinders

- L1** 3" Cylinder \$0
- L2** 4" Cylinder \$0
- L3** 5" Cylinder \$0

### Stool Cylinders

- L4** 8" Cylinder \$0
- L5** 10" Cylinder \$0
- L7** 7" Cylinder \$0

### Headrests

- HE** Height Adjustable \$60  
*Black Vinyl*
- H5** Dual Pivot \$280  
*Black Faux Leather*

pg 4

### Footrings for stool cylinders only

- R1** 18" Black Plastic \$60
- R2** 20" Chrome \$80

### NeXtep® for stool cylinders only

- R8** 8" w/Casters \$185
- R10** 10" w/Casters \$185
- R18** 8"/10" w/Casters \$295
- RW8** Wide 8" w/Casters \$295
- RW10** Wide 10" w/Casters \$295

Also available w/glides.







For additional stool options see page 67.



5 day Quick Ship



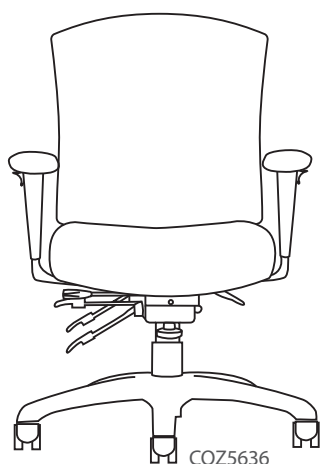
Popular Model

							
		COZ3652	COZ3752	COZ5652	COZ5752	COZ6652	COZ6752
QS	Grade C	\$765	\$815	\$785	\$835	\$885	\$935
	Grade 1	\$775	\$825	\$795	\$845	\$895	\$945
	Grade 2	\$825	\$875	\$845	\$895	\$985	\$1,035
	Grade 3	<b>\$875</b>	<b>\$925</b>	<b>\$895</b>	<b>\$945</b>	<b>\$1,075</b>	<b>\$1,125</b>
	Grade 4	\$925	\$975	\$945	\$995	\$1,165	\$1,215
	Grade 5	\$1,210	\$1,260	\$1,230	\$1,280	\$1,295	\$1,345
	Grade 6	\$1,310	\$1,360	\$1,330	\$1,380	\$1,445	\$1,495



Chair (H x W x D)	35.5 x 26 x 26	35.5 x 26 x 26	39 x 26 x 26	39 x 26 x 26	44 x 26 x 26	44 x 26 x 26
Box (L x W x H)	36 x 26 x 19	36 x 26 x 19	36 x 26 x 19	36 x 26 x 19	36 x 26 x 19	36 x 26 x 19
Chair Weight	35.5 lbs	35.5 lbs	47 lbs	47 lbs	47 lbs	47 lbs
Shipping Weight	45.5 lbs	45.5 lbs	57 lbs	57 lbs	57 lbs	57 lbs
Seat Width	19.5	22	19.5	22	19.5	22
Seat Height	17.5 – 22.5	17.5 – 22.5	17.5 – 22.5	17.5 – 22.5	17.5 – 22.5	17.5 – 22.5
Seat Depth (optional)	16.5 – 19.5	16.5 – 19.5	16.5 – 19.5	16.5 – 19.5	16.5 – 19.5	16.5 – 19.5
Seat Angle	F6° – R13°	F6° – R13°	F6° – R13°	F6° – R13°	F6° – R13°	F6° – R13°
Back Width	19	19	19	19	19	19
Back Height	18 – 21	18 – 21	21 – 24	21 – 24	26 – 29	26 – 29
Back Angle	109° – 133°	109° – 133°	107° – 128°	107° – 128°	107° – 128°	107° – 128°
Lumbar Range	3	3	3	3	3	3
Base Diameter	26	26	26	26	26	26
COM Yardage	2 yd	2 yd	2 yd	2 yd	2 yd	2 yd

All measurements shown are in inches.

## How to Specify

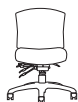


COZ5636


Series Code	Select a Back	Select a Seat	Select an Arm <small>pg 20</small>	Select a Mech <small>pg 21</small>
<b>COZ</b> Cozi®	<b>3</b> Small Back (19h x 19w) <b>5</b> Mid Back (23h x 19w) <b>6</b> High Back (27h x 19w)	<b>6</b> Medium Seat (19.5w x 18d) <b>7</b> Large Seat (22w x 18d)	<b>0</b> 4" Adjustable \$125 <b>1</b> 4" Adjustable w/Pivot \$150 <b>2</b> Lateral Sliding \$140 <b>3</b> 3" Adjustable \$75 <b>4</b> Swing \$295 <b>5</b> No Arms \$0 <b>6</b> C Loop \$75 <b>7</b> Chrome Loop \$75 <b>9</b> 5-way Adjustable \$150	<b>2</b> Forward Pivot Synchro  <b>6</b> Multi-tilt 
<b>COZ</b>	<b>5</b>	<b>6</b>	<b>3</b>	<b>6</b>



## Multi-tilt



COZ3656



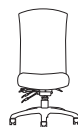
COZ3756



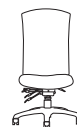
COZ5656



COZ5756



COZ6656



COZ6756

\$840	\$890	\$860	\$910	\$960	\$1,010
\$850	\$900	\$870	\$920	\$970	\$1,020
\$900	\$950	\$920	\$970	\$1,060	\$1,110
<b>\$950</b>	<b>\$1,000</b>	<b>\$970</b>	<b>\$1,020</b>	<b>\$1,150</b>	<b>\$1,200</b>
\$1,000	\$1,050	\$1,020	\$1,070	\$1,240	\$1,290
\$1,285	\$1,335	\$1,305	\$1,355	\$1,370	\$1,420
\$1,385	\$1,435	\$1,405	\$1,455	\$1,520	\$1,570

Grade C

Grade 1

Grade 2

Grade 3

Grade 4

Grade 5

Grade 6

QS

36 x 26 x 26	36 x 26 x 26	39 x 26 x 26	39 x 26 x 26	40.75 x 26 x 26	40.75 x 26 x 26
36 x 26 x 19	36 x 26 x 19	36 x 26 x 19	36 x 26 x 19	36 x 26 x 19	36 x 26 x 19
42 lbs	42 lbs	51 lbs	51 lbs	51 lbs	51 lbs
52 lbs	52 lbs	61 lbs	61 lbs	61 lbs	61 lbs
19.5	22	19.5	22	19.5	22
18.25 – 23.25	18.25 – 23.25	18.25 – 23.25	18.25 – 23.25	18.25 – 23.25	18.25 – 23.25
16.25 – 18.75	16.25 – 18.75	16.5 – 19	16.5 – 19	16.5 – 19	16.5 – 19
F5° – R8°	F5° – R8°	F6° – R16°	F8° – R18°	F6° – R16°	F8° – R18°
19	19	19	19	19	19
18 – 21	18 – 21	22 – 25	22 – 25	24 – 27	24 – 27
100° – 120°	100° – 120°	102° – 122°	102° – 122°	103° – 120°	103° – 120°
3	3	3	3	3	3
26	26	26	26	26	26
2 yd	2 yd	2 yd	2 yd	2 yd	2 yd

Chair (H x W x D)

Box (L x W x H)

Chair Weight

Shipping Weight

Seat Width

Seat Height

Seat Depth (optional)

Seat Angle

Back Width

Back Height

Back Angle

Lumbar Range

Base Diameter

COM Yardage

All measurements shown are in inches.

Multi-purpose

## Features

- Up to 13 active adjustments
- Standard with upholstered back outer
- Passive weight dispersion design
- Generous foam for optimal comfort
- Optional headrest

## Standard Features

- C0** Carpet Casters
- B0** 26" Black Base
- L3** 5" Cylinder

## Add option code after model COZ5636 - \_ - \_ -

## General

- CR** Cleanroom to Class 100 \$120
- D2** Adjustable Lumbar Support \$100
- E** ESD \$290  
*For availability contact cs@np-us.com*
- F** Fring® Footrest \$50  
*Only available on (B0)*
- N** N-dulgent® Memory Foam \$125
- N2** TheraGel™ Memory Foam \$150

- S** Seat Slider \$75
- Z1** Connexion® Arm \$750  
*Not available with (6) & (7) arm*

## Finishes

- J** Upholstered Arm Pad \$65  
*Only available on (2) arm*
- C0** Carpet Casters \$0
- C1** Hard Floor Casters \$25
- C2** Glides \$25
- C3** Hard Floor Brake/In \$185
- C4** Hard Floor Brake/Out \$60

## Bases

- B0** 26" Black \$0
- B6** 26" Polished Aluminum \$140
- B7** 26" Black Aluminum \$100

## Cylinders

- L1** 3" Cylinder \$0
- L2** 4" Cylinder \$0
- L3** 5" Cylinder \$0

## Headrests

- H6** Dual Pivot \$280  
*Matching Upholstery*




5 day Quick Ship



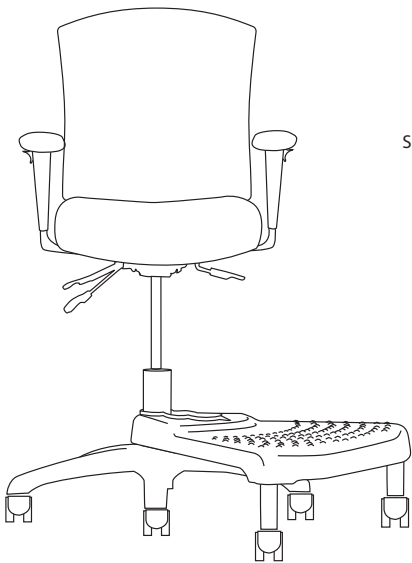
Popular Model

Basic



COZ3651      COZ3751      COZ5651      COZ5751

QS	Grade C	\$780	\$830	\$800	\$850
	Grade 1	\$790	\$840	\$810	\$860
	Grade 2	\$840	\$890	\$860	\$910
	Grade 3	\$890	\$940	\$910	\$960
	Grade 4	\$940	\$990	\$960	\$1,010
	Grade 5	\$1,225	\$1,275	\$1,245	\$1,295
	Grade 6	\$1,325	\$1,375	\$1,345	\$1,395



COZ5638-R8

Chair (H x W x D)	40 x 26 x 26	40 x 26 x 26	43 x 26 x 26	43 x 26 x 26
Box (L x W x H)	36 x 26 x 19	36 x 26 x 19	36 x 26 x 19	36 x 26 x 19
Stool Weight	29.5 lbs	29.5 lbs	34 lbs	34 lbs
Shipping Weight	39.5 lbs	39.5 lbs	44 lbs	44 lbs
Seat Width	19.5	22	19.5	22
Seat Height	20.5 – 28.5	20.5 – 28.5	20.5 – 28.5	20.5 – 28.5
Seat Depth (optional)	16.5 – 18.5	16.5 – 18.5	16.5 – 18.5	16.5 – 18.5
Seat Angle	R4°	R4°	R4°	R4°
Back Width	19	19	19	19
Back Height	17.5 – 20	17.5 – 20	21.5 – 24	21.5 – 24
Back Angle	103°	103°	103°	103°
Lumbar Range	3	3	3	3
Base Diameter	26	26	26	26
COM Yardage	2 yd	2 yd	2 yd	2 yd

All measurements shown are in inches.

How to Specify

Series Code	Select a Back	Select a Seat	Select an Arm	pg 20	Select a Mech	pg 21
COZ Cozi® Stool	<div>3 Small Back (19h x 19w)</div> <div>5 Mid Back (23h x 19w)</div>	<div>6 Medium Seat (19.5w x 18d)</div> <div>7 Large Seat (22w x 18d)</div>	<div>0 4" Adjustable \$125</div> <div>1 4" Adjustable \$150 w/Pivot</div> <div>2 Lateral Sliding \$140</div> <div>3 3" Adjustable \$75</div> <div>4 Swing \$295</div> <div>5 No Arms \$0</div> <div>6 C Loop \$75</div> <div>7 Chrome Loop \$75</div> <div>9 5-way Adjustable \$150</div>	<div>1 Basic</div> <div>8 Standard w/Seat Slider</div> <div>9 Deluxe-tilt w/Seat Slider</div>		
COZ	5	6	3		8	

Standard

Deluxe-tilt



COZ3658

COZ3758

COZ5658

COZ5758

COZ3659

COZ3759

COZ5659

COZ5759

\$800

\$850

\$820

\$870

\$820

\$870

\$840

\$890

\$810

\$860

\$830

\$880

\$830

\$880

\$850

\$900

\$860

\$910

\$880

\$930

\$880

\$930

\$900

\$950

\$910

\$960

\$930

\$980

\$930

\$980

\$950

\$1,000

\$960

\$1,010

\$980

\$1,030

\$980

\$1,030

\$1,000

\$1,050

\$1,245

\$1,295

\$1,265

\$1,315

\$1,265

\$1,315

\$1,285

\$1,335

\$1,345

\$1,395

\$1,365

\$1,415

\$1,365

\$1,415

\$1,385

\$1,435

Grade C

Grade 1

Grade 2

Grade 3

Grade 4

Grade 5

Grade 6

QS

Multi-purpose

40.5 x 26 x 26	40.5 x 26 x 26	43.5 x 26 x 26	43.5 x 26 x 26	40.5 x 26 x 26	40.5 x 26 x 26	43.5 x 26 x 26	43.5 x 26 x 26
36 x 26 x 19	36 x 26 x 19	36 x 26 x 19	36 x 26 x 19	36 x 26 x 19	36 x 26 x 19	36 x 26 x 19	36 x 26 x 19
41.5 lbs	41.5 lbs	46 lbs	46 lbs	41.5 lbs	41.5 lbs	46 lbs	46 lbs
51.5 lbs	51.5 lbs	56 lbs	56 lbs	51.5 lbs	51.5 lbs	56 lbs	56 lbs
19.5	22	19.5	22	19.5	22	19.5	22
22 - 30	22 - 30	22 - 30	22 - 30	22 - 30	22 - 30	22 - 30	22 - 30
16.5 - 19	16.5 - 19	16.5 - 19	16.5 - 19	16.5 - 19	16.5 - 19	16.5 - 19	16.5 - 19
R3°	R3°	R3°	R3°	R4°	R4°	R4°	R4°
19	19	19	19	19	19	19	19
17.5 - 20.5	17.5 - 20.5	22 - 25	22 - 25	17.5 - 20.5	17.5 - 20.5	22 - 25	22 - 25
95° - 102°	95° - 102°	95° - 102°	95° - 102°	95° - 102°	95° - 102°	97° - 105°	97° - 105°
3	3	3	3	3	3	3	3
26	26	26	26	26	26	26	26
2 yd	2 yd	2 yd	2 yd	2 yd	2 yd	2 yd	2 yd

Chair (H x W x D)

Box (L x W x H)

Stool Weight

Shipping Weight

Seat Width

Seat Height

Seat Depth (optional)

Seat Angle

Back Width

Back Height

Back Angle

Lumbar Range

Base Diameter

COM Yardage

All measurements shown are in inches.

## Features

- Standard with upholstered back outer
- Passive weight dispersion design
- Generous foam for optimal comfort
- Optional headrest

## Standard Features

- C0** Carpet Casters
- B0** 26" Black Base
- L4** 8" Cylinder

## Add option code after model COZ5638 - \_ \_ \_

### General

- CR** Cleanroom to Class 100 \$120
- D2** Adjustable Lumbar Support \$100
- E** ESD \$290  
*For availability contact cs@np-us.com*
- F** Fring® Footrest \$50  
*Only available on (B0)*
- N** N-dulgent® Memory Foam \$125
- N2** TheraGel™ Memory Foam \$150
- Z1** Connexion® Arm \$750  
*Not available with (6) & (7) arm*

### Finishes

- J** Upholstered Arm Pad \$65  
*Only available on (2) arm*

### Casters/Glides

- C0** Carpet Casters \$0
- C1** Hard Floor Casters \$25
- C2** Glides \$25
- C3** Hard Floor Brake/In \$185
- C4** Hard Floor Brake/Out \$60

### Bases

- B0** 26" Black \$0
- B6** 26" Polished Aluminum \$140
- B7** 26" Black Aluminum \$100

### Chair Cylinders

- L1** 3" Cylinder \$0
- L2** 4" Cylinder \$0
- L3** 5" Cylinder \$0

### Headrests

- H6** Dual Pivot \$280  
*Matching Upholstery*

### Stool Cylinders

- L4** 8" Cylinder \$0
- L5** 10" Cylinder \$0
- L7** 7" Cylinder \$0

### Footrings for stool cylinders only

- R1** 18" Black Plastic \$60
- R2** 20" Chrome \$80

### NeXtep® for stool cylinders only

- R8** 8" w/Casters \$185
- R10** 10" w/Casters \$185
- R18** 8"/10" w/Casters \$295
- RW8** Wide 8" w/Casters \$295
- RW10** Wide 10" w/Casters \$295

Also available w/glides.

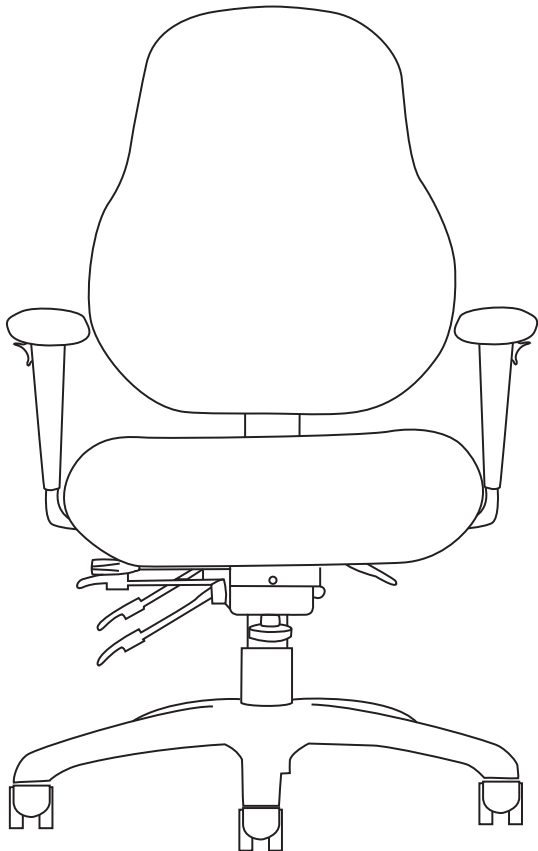
For additional stool options see page 67.



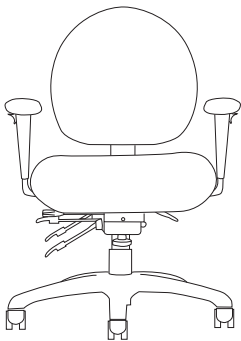
5 day Quick Ship



Popular Model

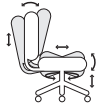


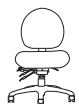
ES3206



ES2206

How to Specify

Series Code	Select a Back	Seat	Select an Arm	pg 20	Mech	pg 21
ES E-Series™	2 Mid Back (18h x 17.5w) 3 High Back (23.5h x 19.25w)	2 Medium Seat (21w x 19d)	0 4" Adjustable \$125 2 Lateral Sliding \$140 5 No Arms \$0 9 5-way Adjustable \$150		6 Multi-tilt 	
ES	3	2	0		6	



ES2256

\$870



ES3256

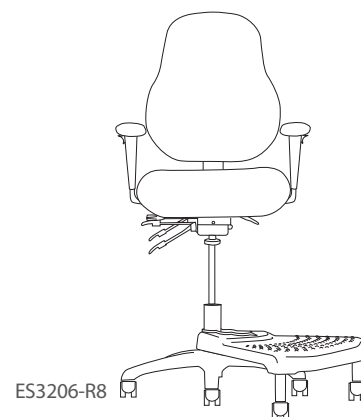
\$870

Cloud 9™ or Revive™



34 x 26 x 26	39 x 26 x 26	Chair (H x W x D)
28 x 26 x 24	28 x 26 x 24	Box (L x W x H)
52.5 lbs	58 lbs	Chair Weight
62.5 lbs	68 lbs	Shipping Weight
20.5	20.5	Seat Width
18.5 – 22.5	18.5 – 22.5	Seat Height
16 – 18	16 – 18	Seat Depth
F1° – R20°	F1° – R16°	Seat Angle
17.5	19.5	Back Width
17 – 21	21 – 25	Back Height
102° – 120°	97° – 112°	Back Angle
4	4	Lumbar Range
26	26	Base Diameter
2 yd	2 yd	COM Yardage

All measurements shown are in inches.  
Specs may differ for stools.



ES3206-R8

## Features

- Up to 13 active adjustments
- Contoured seat design
- Passive weight dispersion design
- Generous foam for optimal comfort
- Only available in Cloud 9™ or Revive™

## Standard Features

- C0** Carpet Casters
- B0** 26" Black Base
- L2** 4" Cylinder
- S** Seat Slider

## Add option code after model ES3206 - \_\_

## General

- F** Fring® Footrest \$50  
*Only available on (B0)*
- Z1** Connexion® Arm \$750

## Casters/Glides

- C0** Carpet Casters \$0
- C1** Hard Floor Casters \$25

## Bases

- B0** 26" Black \$0

## Chair Cylinders

- L1** 3" Cylinder \$0
- L2** 4" Cylinder \$0
- L3** 5" Cylinder \$0

## Stool Options

## Stool Cylinders

- L4** 8" Cylinder \$55
- L5** 10" Cylinder \$55

## Footrings for stool cylinders only

- R1** 18" Black Plastic \$60
- R2** 20" Chrome \$80

## NeXtep® for stool cylinders only

- R8** 8" w/Casters \$185
- R10** 10" w/Casters \$185
- R18** 8"/10" w/Casters \$295
- RW8** Wide 8" w/Casters \$295
- RW10** Wide 10" w/Casters \$295

Also available w/glides.

For additional stool options see page 67.

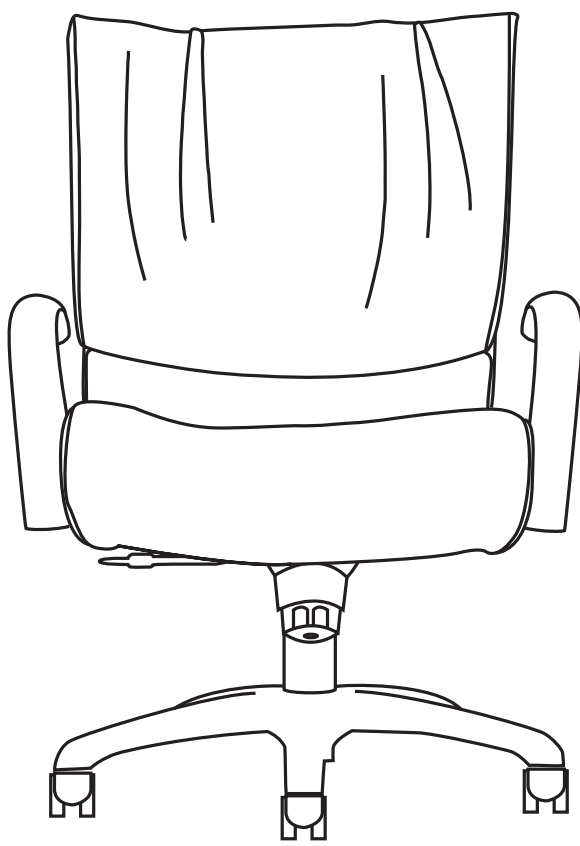


5 day Quick Ship

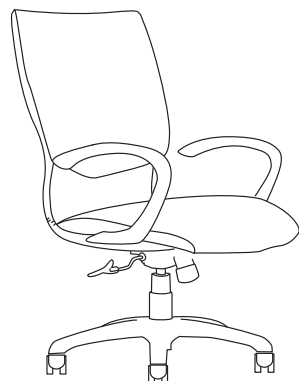


Popular Model

Multi-purpose





EMB212K



EMB212K  
Pulled Fabric

How to Specify

Series Code	Select a Back	Seat	Arm	pg 20	Select a Mech	pg 21
EMB Embrace™	<div>1 Mid Back (22h x 22w)</div> <div>2 High Back (25h x 22w)</div>	<div>1 Medium Seat (20w x 18d)</div>	<div>2 C Loop</div> <div>\$0</div>	<div>T Tilt-swivel</div> <div></div> <div><div>K Knee-tilt</div><div></div></div>		
EMB	2	1	2		K	

Tilt-swivel

Knee-tilt

Guest

EMB112T	EMB212T	EMB112K	EMB212K
\$710	\$770	\$770	\$830
\$720	\$780	\$780	\$840
\$810	\$870	\$870	\$930
<b>\$900</b>	<b>\$960</b>	<b>\$960</b>	<b>\$1,020</b>
EMB112T	EMB212T	EMB112K	EMB212K
\$900	\$960	\$960	\$1,020
\$920	\$980	\$980	\$1,040
\$1,110	\$1,170	\$1,170	\$1,230
\$1,155	\$1,215	\$1,215	\$1,275
\$1,255	\$1,315	\$1,315	\$1,375
37 x 26 x 28	41 x 26 x 28	38.5 x 26 x 28	42.5 x 26 x 28
37 x 23 x 22	37 x 23 x 22	37 x 23 x 22	37 x 23 x 22
57 lbs	57 lbs	57 lbs	57 lbs
67 lbs	67 lbs	67 lbs	67 lbs
21	21	21	21
16.5 – 20.5	16.5 – 20.5	18 – 21	18 – 21
19.5	19.5	19.5	19.5
R6° – F23°	R6° – F23°	R7° – F24°	R7° – F24°
22	22	22	22
22	25	22	25
NA	NA	NA	NA
8	8	8	8
21.75	21.75	21.75	21.75
26	26	26	26
2yd	2yd	2yd	2yd
4yd	4yd	4yd	4yd

All measurements shown are in inches.  
Not available in Cloud 9™ or Revive™.

EMC020	EMC022
\$595	\$695
\$605	\$705
\$695	\$795
<b>\$785</b>	<b>\$885</b>
EMC020	EMC022
\$785	\$885
\$805	\$905
\$995	\$1,095
\$1,040	\$1,140
\$1,140	\$1,240
38.5 x 25 x 28	38.5 x 25 x 28
29 x 26.5 x 38	29 x 26.5 x 38
49 lbs	49 lbs
59 lbs	59 lbs
21	21
20	20
20.5	20.5
NA	NA
21	21
22	22
NA	NA
NA	8
NA	20.5
20	20
2yd	2yd
4yd	4yd

Pulled Fabric Standard

Grade C

Grade 1

Grade 2

Grade 3

Pillow Top Standard

Grade 4

Grade 5a – (Black Natural™) **QS**

Grade 5b – (Ultraleather™ Black)

Grade 5c – (Ultraleather™ Color)

Grade 6 – (Madras Leather™)

Chair (H x W x D)

Box (L x W x H)

Chair Weight

Shipping Weight

Seat Width

Seat Height

Seat Depth

Seat Angle

Back Width

Back Height

Back Angle

Arm Height

Arm Width

Base Diameter

COM Yardage – Pulled Fabric

COM Yardage – Pillow Top

## Features

- Up to 4 active adjustments
- Pillow top or pulled fabric upholstery
- Passive weight dispersion design
- Generous foam for optimal comfort
- Built-in lumbar

## Standard Features

## Tilt-swivel

- C0** Carpet Casters
- B0** 26" Black Base
- L2** 4" Cylinder
- 2** C Loop Arms

## Knee-tilt

- C0** Carpet Casters
- B0** 26" Black Base
- L1** 3" Cylinder
- 2** C Loop Arms

## Add option code after model EMB212K - \_\_ - \_\_

## Finishes

- CP** Chrome Package \$295  
Aluminum loop arm & aluminum base
- FP** Fabric Pillow Top \$225  
Grade C, 1, 2 & 3



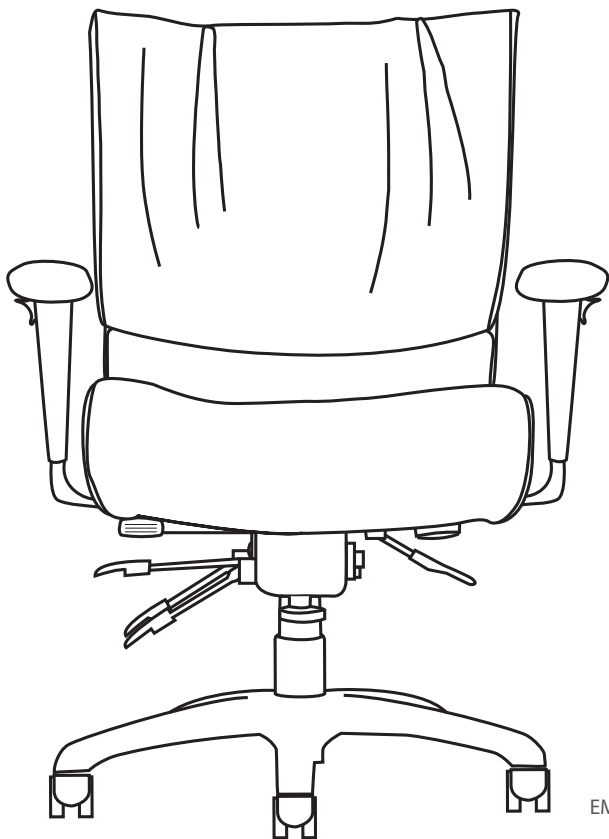
5 day Quick Ship



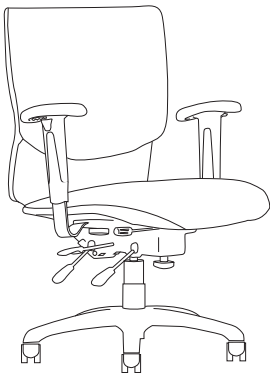
Popular Model

# Embrace Ergo™

Multi-purpose




EME1236



EME1236  
Pulled Fabric

## How to Specify

Series Code	Back	Seat	Select an Arm <small>pg 20</small>	Mech <small>pg 21</small>
<b>EME</b> Embrace Ergo™	<b>1</b> Mid Back (20h x 22w)	<b>2</b> Medium Seat (21w x 19d)	<b>0</b> 4" Adjustable \$125 <b>1</b> 4" Adjustable w/Pivot \$150 <b>3</b> 3" Adjustable \$75 <b>5</b> No Arms \$0 <b>6</b> C Loop \$125	<b>6</b> Multi-tilt 
<b>EME</b>	<b>1</b>	<b>2</b>	<b>3</b>	<b>6</b>



## Embrace Ergo™



## EME1256

\$890

\$900

\$990

\$1,080

## EME1256

\$1,080

\$1,100

\$1,290

\$1,335

\$1,435

39 x 26 x 26

31 x 23 x 22

61 lbs

71 lbs

21

18 – 22

18 – 20

F7° – R17°

22

20 – 23

105° – 120°

3

26

2 yd

4 yd

## Guest



## EMC020

\$595

\$605

\$695

\$785



## EMC022

\$695

\$705

\$795

\$885

## EMC020

\$785

\$805

\$995

\$1,040

\$1,140

## EMC022

\$885

\$905

\$1,095

\$1,140

\$1,240

38.5 x 25 x 28

29 x 26.5 x 38

49 lbs

59 lbs

21

20

20.5

NA

21

22

NA

NA

20

2 yd

4 yd

38.5 x 25 x 28

29 x 26.5 x 38

49 lbs

59 lbs

21

20

20.5

NA

21

22

NA

NA

20

2 yd

4 yd

## Pulled Fabric Standard

Grade C

Grade 1

Grade 2

Grade 3

## Pillow Top Standard

Grade 4

Grade 5a – (Black Natural™) **QS**

Grade 5b – (Ultraleather™ Black)

Grade 5c – (Ultraleather™ Color)

Grade 6 – (Madras Leather™)

Chair (H x W x D)

Box (L x W x H)

Chair Weight

Shipping Weight

Seat Width

Seat Height

Seat Depth (optional)

Seat Angle

Back Width

Back Height

Back Angle

Lumbar Range

Base Diameter

COM Yardage – Pulled Fabric

COM Yardage – Pillow Top

All measurements shown are in inches.  
Not available in Cloud 9™ or Revive™.

## Features

- Up to 11 active adjustments
- Height adjustable back
- Passive weight dispersion design
- Generous foam for optimal comfort
- Built-in lumbar

## Standard Features

- C0** Carpet Casters
- B0** 26" Black Base
- L2** 4" Cylinder

## Add option code after model EME1236 - \_ - \_ - \_

## General

- F** Fring® Footrest \$50  
*Only available on (B0)*
- S** Seat Slider \$75

## Finishes

- FP** Fabric Pillow Top \$225  
*Grade C, 1, 2 & 3*

## Casters/Glides

- C0** Carpet Casters \$0
- C1** Hard Floor Casters \$25
- C2** Glides \$25
- C3** Hard Floor Brake/In \$185
- C4** Hard Floor Brake/Out \$60

## Bases

- B0** 26" Black \$0
- B8** 27" Brushed Aluminum  
*Come standard with (L1)* \$140

## Cylinders

- L1** 3" Cylinder \$0
- L2** 4" Cylinder \$0
- L3** 5" Cylinder \$0



5 day Quick Ship



Popular Model

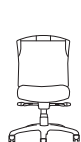
# Guardian® Chair

Forward Pivot Synchro

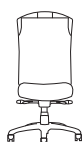
Multi-tilt



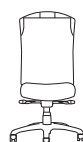
GVC5652



GVC5752



GVC6652



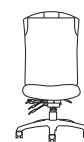
GVC6752



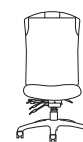
GVC5656



GVC5756



GVC6656



GVC6756

Canter or Ballistic

\$2,745

\$2,795

\$2,885

\$2,935

\$2,820

\$2,870

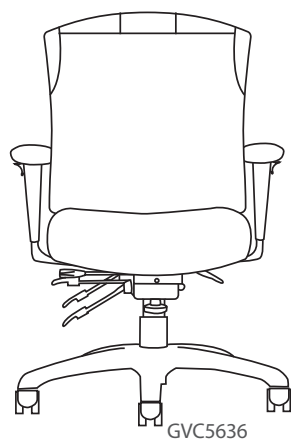
\$2,960

\$3,010

Chair (H x W x D)	39 x 26 x 26	39 x 26 x 26	44 x 26 x 26	44 x 26 x 26	39 x 26 x 26	39 x 26 x 26	40.75 x 26 x 26	40.75 x 26 x 26
Box (L x W x H)	36 x 26 x 19	36 x 26 x 19	36 x 26 x 19	36 x 26 x 19	26 x 22 x 34	26 x 22 x 34	26 x 22 x 34	26 x 22 x 34
Chair Weight	54 lbs	54 lbs	54 lbs	54 lbs	58 lbs	58 lbs	58 lbs	58 lbs
Shipping Weight	64 lbs	64 lbs	64 lbs	64 lbs	68 lbs	68 lbs	68 lbs	68 lbs
Seat Width	19.5	22	19.5	22	19.5	22	19.5	22
Seat Height	17.5 – 22.5	17.5 – 22.5	17.5 – 22.5	17.5 – 22.5	18.25 – 23.25	18.25 – 23.25	18.25 – 23.25	18.25 – 23.25
Seat Depth (optional)	16.5 – 19.5	16.5 – 19.5	16.5 – 19.5	16.5 – 19.5	16.5 – 19	16.5 – 19	16.5 – 19	16.5 – 19
Seat Angle	F6° – R13°	F6° – R13°	F6° – R13°	F6° – R13°	F6° – R16°	F8° – R18°	F6° – R16°	F8° – R18°
Back Width	19	19	19	19	19	19	19	19
Back Height	21 – 24	21 – 24	26 – 29	26 – 29	22 – 25	22 – 25	24 – 27	24 – 27
Back Angle	107° – 128°	107° – 128°	107° – 128°	107° – 128°	102° – 122°	102° – 122°	103° – 120°	103° – 120°
Lumbar Range	3	3	3	3	3	3	3	3
Base Diameter	26	26	26	26	26	26	26	26
COM Yardage	2yd	2yd	2yd	2yd	2yd	2yd	2yd	2yd

All measurements shown are in inches.

## How to Specify



GVC5636

### Series Code

**GVC** Guardian® Chair

**GVC**

### Select a Back

- 5** Mid Back (23h x 19w)
- 6** High Back (27h x 19w)

**5**

### Select a Seat

- 6** Medium Seat (19.5w x 18d)
- 7** Large Seat (22w x 18d)

**6**

### Select an Arm pg 20

- 0** 4" Adjustable \$125
- 1** 4" Adjustable w/Pivot \$150
- 2** Lateral Sliding \$140
- 3** 3" Adjustable \$75
- 4** Swing \$295
- 5** No Arms \$0
- 6** C Loop \$75
- 7** Chrome Loop \$75
- 9** 5-way Adjustable \$150

**3**

### Select a Mech pg 21

- 2** Forward Pivot Synchro



- 6** Multi-tilt



**6**

## Features

- Up to 13 active adjustments
- Standard with upholstered back outer
- Passive weight dispersion design
- Generous foam for optimal comfort
- Bullet resistant vest
- NIJ Level II compliant

## Standard Features

- C0** Carpet Casters
- B0** 26" Black Base
- L3** 5" Cylinder

## Add option code after model GVC5636-\_\_-\_\_-\_\_

### General

- D2** Adjustable Lumbar Support \$100
- F** Fring® Footrest \$50  
*Only available on (B0)*
- N** N-dulgent® Memory Foam \$125
- N2** TheraGel™ Memory Foam \$200
- S** Seat Slider \$75
- Z1** Connexion® Arm \$750  
*Not available with (6) & (7) arm*

### Finishes

- J** Upholstered Arm Pad \$65  
*Only available on (2) arm*

### Casters/Glides

- C0** Carpet Casters \$0
- C1** Hard Floor Casters \$25
- C2** Glides \$25
- C3** Hard Floor Brake/In \$185
- C4** Hard Floor Brake/Out \$60

### Bases





- B0** 26" Black \$0
- B6** 26" Polished Aluminum \$140
- B7** 26" Black Aluminum \$100

### Cylinders

- L1** 3" Cylinder \$0
- L2** 4" Cylinder \$0
- L3** 5" Cylinder \$0



Multi-tilt


			
<b>GVE5658</b>	<b>GVE5758</b>	<b>GVE6658</b>	<b>GVE6758</b>
\$3,005	\$3,040	\$3,130	\$3,155

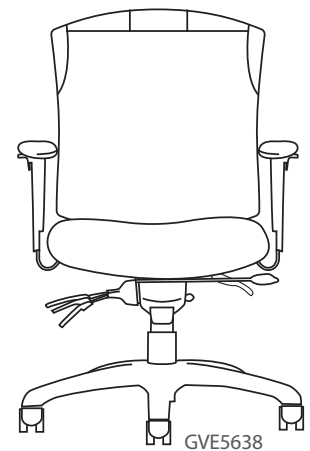
Canter or Ballistic

39 x 26 x 26	39 x 26 x 26	41 x 26 x 26	41 x 26 x 26	Chair (H x W x D)
36 x 26 x 19	36 x 26 x 19	36 x 26 x 19	36 x 26 x 19	Box (L x W x H)
58.5 lbs	58.5 lbs	59 lbs	59 lbs	Chair Weight
68.5 lbs	68.5 lbs	69 lbs	69 lbs	Shipping Weight
19.5	22	19.5	22	Seat Width
19 – 24	19.5 – 24.5	19 – 24	19.5 – 24.5	Seat Height
16 – 18	16 – 18	16 – 18	16 – 18	Seat Depth
F5° – R10°	F8° – R18°	F5° – R10°	F8° – R18°	Seat Angle
19	19	19	19	Back Width
22 – 25	22 – 25	23 – 26	23 – 26	Back Height
105° – 120°	105° – 120°	105° – 120°	105° – 120°	Back Angle
3	3	3	3	Lumbar Range
26	26	26	26	Base Diameter
2yd	2yd	2yd	2yd	COM Yardage

All measurements shown are in inches.

## How to Specify

Series Code	Select a Back	Select a Seat	Select an Arm <i>pg 20</i>	Select a Mech <i>pg 21</i>
<b>GVE</b> Guardian® Chair 24/7	<b>5</b> Mid Back (23h x 19w) <b>6</b> High Back (27h x 19w)	<b>6</b> Medium Seat (19.5w x 18d) <b>7</b> Large Seat (22w x 18d)	<b>0</b> 4" Adjustable \$125 <b>4</b> Swing \$295 <b>5</b> No Arms \$0	<b>8</b> Multi-tilt 
<b>GVE</b>	<b>5</b>	<b>6</b>	<b>0</b>	<b>8</b>



GVE5638

## Features

- Up to 11 active adjustments
- Standard with upholstered back outer
- Supports users up to 350 lbs
- 24/7 Continuous-shift with 5-year warranty
- Passive weight dispersion design
- Generous foam for optimal comfort
- Bullet resistant vest
- NIJ Level II compliant

## Standard Features

- C0** Carpet Casters
- B0** 26" Black Base
- L3** 5" Cylinder
- S** Seat Slider

## Add option code after model GVE5608-\_\_-\_\_-\_\_

## General

- D2** Adjustable Lumbar Support \$100
- N** N-dulgent® Memory Foam \$125
- N2** TheraGel™ Memory Foam \$200

## Finishes

- U1** Ballistic Upholstery Back Outer \$0

## Casters/Glides

- C0** Carpet Casters \$0
- C1** Hard Floor Casters \$25

## Bases

- B0** 26" Black \$0
- B7** 26" Black Aluminum \$100
- B14** 28" Intensive Use Black \$125

## Cylinders

- L1** 3" Cylinder \$0
- L2** 4" Cylinder \$0
- L3** 5" Cylinder \$0



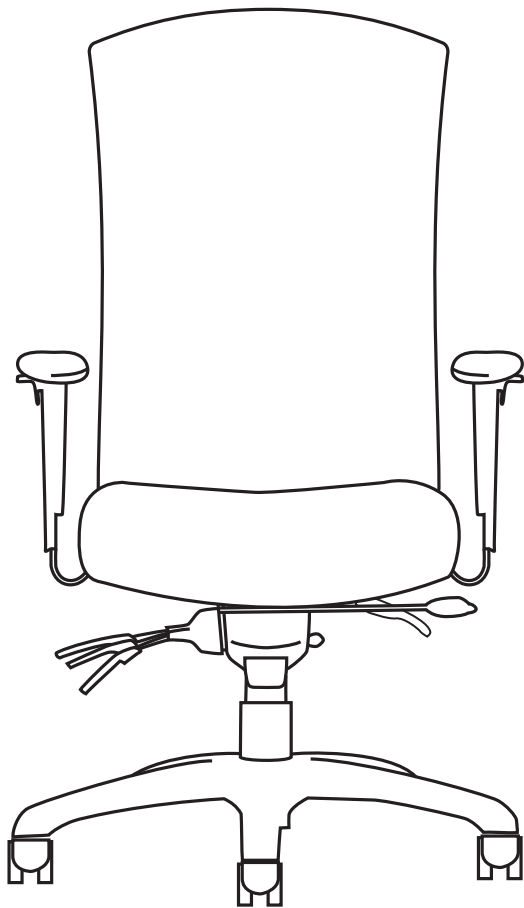
5 day Quick Ship



Popular Model





Multi-purpose



END5608

How to Specify

Series Code	Select a Back	Select a Seat	Select an Arm	pg 20	Mech	pg 21
END N·dure™	4 Mesh Back Not height adjustable (23.5h x 19.25w) 5 Mid Back (23h x 19w) 6 High Back (27h x 19w)	6 Medium Seat (19.5w x 18d) 7 Large Seat (22w x 18d)	0 4" Adjustable \$125 4 Swing \$295 5 No Arms \$0		8 Multi-tilt 	
END	5	6	0		8	



END5658    END5758    END6658    END6758    END4658    END4758

\$1,045	\$1,080	\$1,130	\$1,155	\$1,090	\$1,125
\$1,055	\$1,090	\$1,140	\$1,165	\$1,100	\$1,135
\$1,105	\$1,140	\$1,230	\$1,255	\$1,150	\$1,185
<b>\$1,155</b>	<b>\$1,190</b>	<b>\$1,320</b>	<b>\$1,345</b>	<b>\$1,200</b>	<b>\$1,235</b>
\$1,205	\$1,240	\$1,410	\$1,435	\$1,250	\$1,285
\$1,490	\$1,525	\$1,540	\$1,565	\$1,535	\$1,570
\$1,590	\$1,625	\$1,690	\$1,715	\$1,635	\$1,670

Grade C

Grade 1

Grade 2

Grade 3

Grade 4

Grade 5

Grade 6

QS

39 x 26 x 26	39 x 26 x 26	41 x 26 x 26	41 x 26 x 26	40 x 26 x 26	40 x 26 x 26
36 x 26 x 19	36 x 26 x 19	36 x 26 x 19	36 x 26 x 19	28 x 26 x 24	28 x 26 x 24
51.5 lbs	51.5 lbs	52 lbs	52 lbs	48 lbs	48.5 lbs
61.5 lbs	61.5 lbs	62 lbs	62 lbs	58 lbs	58.5 lbs
19.5	22	19.5	22	19.5	22
19 – 24	19.5 – 24.5	19 – 24	19.5 – 24.5	18 – 23	19.5 – 24.5
16 – 18	16 – 18	16 – 18	16 – 18	16 – 18	16 – 18
F5° – R10°	F8° – R18°	F5° – R10°	F8° – R18°	F6° – R11°	F8° – R18°
19	19	19	19	19	19
22 – 25	22 – 25	23 – 26	23 – 26	23	23
105° – 120°	105° – 120°	105° – 120°	105° – 120°	100° – 115°	100° – 115°
3	3	3	3	3	3
26	26	26	26	26	26
2 yd	2 yd	2 yd	2 yd	1 yd	1 yd

All measurements shown are in inches.  
Specs may differ for stools.

Chair (H x W x D)

Box (L x W x H)

Chair Weight

Shipping Weight

Seat Width

Seat Height

Seat Depth

Seat Angle

Back Width

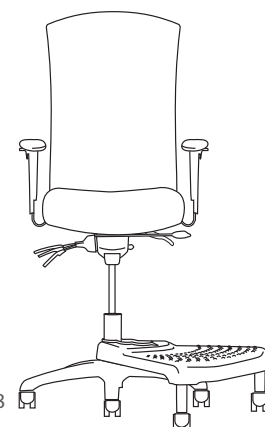
Back Height

Back Angle

Lumbar Range

Base Diameter

COM Yardage



END5608-R8

## Features

- Up to 11 active adjustments
- Standard with upholstered back outer
- Supports users up to 350 lbs
- 24/7 Continuous-shift with 5-year warranty available only on Ace & Spacer upholstery
- Passive weight dispersion design
- Generous foam for optimal comfort
- 3 headrest options

## Standard Features

- C0** Carpet Casters  
**B0** 26" Black Base  
**L3** 5" Cylinder  
**S** Seat Slider

## Add option code after model END5608 -

## General

- CR** Cleanroom to Class 100 \$120  
**D2** Adjustable Lumbar Support \$100  
*Not avail. on (4) back*  
**E** ESD \$290  
*Not avail. on (4) back; For avail. contact cs@np-us.com*  
**N** N-dulgent® Memory Foam \$125  
**N2** TheraGel™ Memory Foam \$150

## Finishes

- U1** Ballistic Upholstery Back Outer \$0  
*Not avail. on (4) back*

## Skins not available on Quick Ship

- S1** Grade C or 1 \$95  
*Only available on (4) back in fabrics with 1,000,000+ double rubs*

## Casters/Glides

- C0** Carpet Casters \$0  
**C1** Hard Floor Casters \$25

## Bases

- B0** 26" Black \$0  
**B7** 26" Black Aluminum \$100  
**B14** 28" Intensive Use Black \$125

## Chair Cylinders

- L1** 3" Cylinder \$0  
**L2** 4" Cylinder \$0  
**L3** 5" Cylinder \$0

Headrests *pg 4*

- HE** Height Adjustable Black Vinyl \$60  
*Only avail. on (4) back*  
**H5** Dual Pivot Black Faux Leather \$280  
*Only avail. on (4) back*  
**H6** Dual Pivot Matching Upholstery \$280  
*Only avail. on (5) & (6) back*

## Stool Options

## Stool Cylinders

- L4** 8" Cylinder \$55  
**L5** 10" Cylinder \$55

## Footrings for stool cylinders only

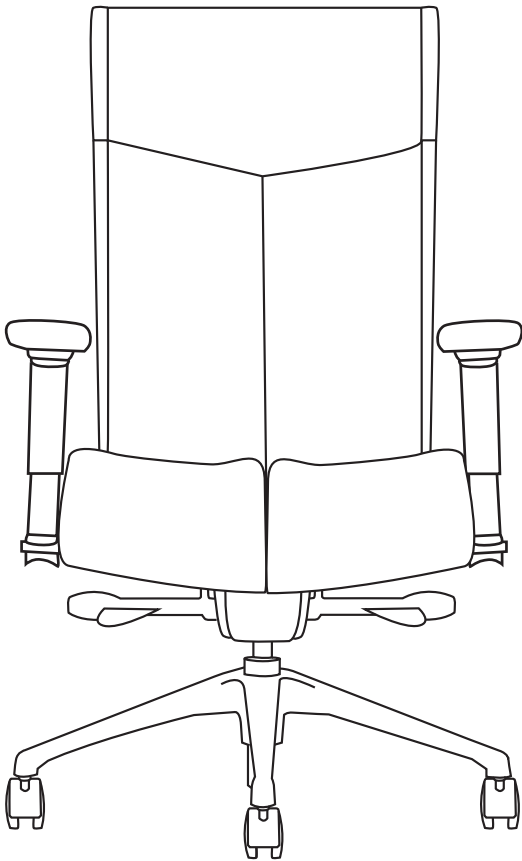
- R1** 18" Black Plastic \$60  
**R2** 20" Chrome \$80

## NeXtep® for stool cylinders only

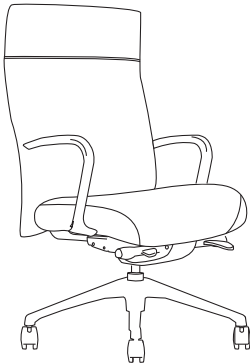
- R8** 8" w/Casters \$185  
**R10** 10" w/Casters \$185  
**R18** 8"/10" w/Casters \$295  
**RW8** Wide 8" w/Casters \$295  
**RW10** Wide 10" w/Casters \$295

Also available w/glides.

For additional stool options see page 67.



NV4122



NV3402

How to Specify

Series Code	Select a Back	Select a Seat	Select an Arm	Mech <span>pg 21</span>
NV NV™	<div>3 High Back (27h x 19w)</div> <div>4 Pillow Top, High Back (29h x 19.5w)</div>	<div>1 Pillow Top, Medium Seat (20.5w x 18.5d)</div> <div>2 Pillow Top, Large Seat (20.5w x 19.5d)</div> <div>4 Medium Seat (22w x 19d)</div>	<div>0 Polished Aluminum Loop \$0</div> <div>2 Lateral Sliding \$0</div> <div>5 No Arms (\$100)</div>	<div>2 Forward Pivot Synchro</div> <div></div>
NV	4	1	2	2



NV3422	NV3122	NV3222	NV4422	NV4122	NV4222
\$1,340	\$1,390	\$1,440	\$1,440	\$1,490	\$1,540
\$1,350	\$1,400	\$1,450	\$1,450	\$1,500	\$1,550
\$1,440	\$1,490	\$1,540	\$1,540	\$1,590	\$1,640
<b>\$1,530</b>	<b>\$1,580</b>	<b>\$1,630</b>	<b>\$1,630</b>	<b>\$1,680</b>	<b>\$1,730</b>
\$1,620	\$1,670	\$1,720	\$1,720	\$1,770	\$1,820
\$1,750	\$1,800	\$1,850	\$1,850	\$1,900	\$1,950
\$1,900	\$1,950	\$2,000	\$2,000	\$2,050	\$2,100
\$2,175	\$2,225	\$2,275	\$2,275	\$2,325	\$2,375

Grade C  
Grade 1  
Grade 2  
Grade 3  
Grade 4  
Grade 5 – (Ultraleather™)  
Grade 6 – (Madras Leather™)  
Grade 7 – (Eco-friendly Leather)

41.5 x 26 x 26	41.5 x 26 x 26	41.5 x 26 x 26	42 x 26 x 26	42 x 26 x 26	42 x 26 x 26
28 x 28 x 42	28 x 28 x 42	28 x 28 x 42	28 x 28 x 42	28 x 28 x 42	28 x 28 x 42
45.5 lbs	45.5 lbs	45.5 lbs	46.5 lbs	46.5 lbs	46.5 lbs
65.5 lbs	65.5 lbs	65.5 lbs	66.5 lbs	66.5 lbs	66.5 lbs
19.5	20.5	20.5	19.5	20.5	20.5
18 – 21	19.5 – 22.5	19.5 – 22.5	18 – 21	19.5 – 22.5	19.5 – 22.5
18.5 – 21.5	15.5 – 18.5	19 – 22	18.5 – 21	18 – 20.5	18 – 20.5
F5° – R10°	F5° – R10°	F5° – R10°	F6° – 12°	F8° – R14°	F8° – 14°
19	19	19	19	19	19
23.5 – 27.5	23.5 – 27.5	23.5 – 27.5	24 – 28	23.5 – 27.5	23.5 – 27.5
100° – 115°	100° – 115°	100° – 115°	98° – 114°	100° – 115°	100° – 115°
4	4	4	4	4	4
26	26	26	26	26	26
2 yd	2 yd	2 yd	2.5 yd	2.5 yd	2.5 yd

Chair (H x W x D)  
Box (L x W x H)  
Chair Weight  
Shipping Weight  
Seat Width  
Seat Height  
Seat Depth  
Seat Angle  
Back Width  
Back Height  
Back Angle  
Lumbar Range  
Base Diameter  
COM Yardage

All measurements shown are in inches.  
Not available in Cloud 9™ or Revive™.

## Features

- Up to 13 active adjustments
- High back with built-in lumbar
- Contoured seat with split waterfall
- Passive weight dispersion design
- Removable inner pad in upper back  
*Only available on (4) back*

## Standard Features

- C0** Carpet Casters
- B16** 26" High Crown Black Base
- L0** 3" Cylinder
- 2** Lateral Sliding Arms
- S** Seat Slider

## Add option code after model NV4122 - \_ - \_ - \_

### General

- D2** Adjustable Lumbar Support  
*Not available on (3) back*

### Finishes

- J** Upholstered Arm Pad  
*Only available on (2) arm* \$65
- NS** No Seat Split (\$30)

### Casters/Glides

- C0** Carpet Casters \$0
- C1** Hard Floor Casters \$25
- C8** Chrome Carpet Casters \$90
- C9** Chrome Hard Floor Casters \$100

### Bases

- B0** 26" Black \$0
- B6** 26" Polished Aluminum \$140
- B15** 26" High Crown Polished Aluminum \$55
- B16** 26" High Crown Black \$0
- B18** 26" Polished Aluminum w/Black Inlay \$75
- B19** 26" Polished Aluminum w/Out Inlays \$75

### Cylinders

- L2** 4" Cylinder \$0
- L3** 5" Cylinder \$0

Active sitting  
Movement  
Health  
Relaxation  
Well-being



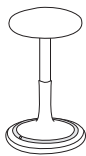
## Active sitting with feedback

Modern living means mobility, change, and acceleration. Everything around us is in motion. The only thing that stays in place is us – and increasingly, our society is becoming a seated one.

If we do not move our bodies, we lose muscle tone, our posture deteriorates, and we tend to lose spirit and motivation. Let's get back to real everyday living, which will do us good. And let's start with how we sit.







ONGO101B

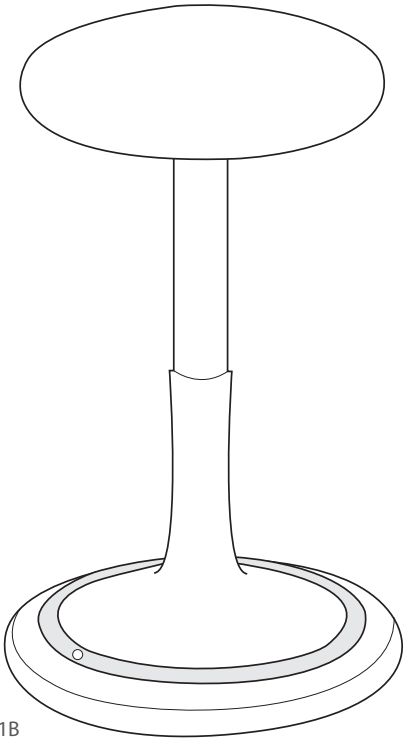
\$800

Black Knit



21.7 x 14.5 x 14.5	Chair (H x W x D)
17 x 17 x 23	Box (L x W x H)
13 lbs	Chair Weight
23 lbs	Shipping Weight
14.5	Seat Diameter
21.7 – 30.3	Seat Height

All measurements shown are in inches.



ONGO101B

Multi-purpose

Features

- Height adjustable with a high-quality gas spring
- Easy to handle & lightweight

Standard Features

Body	Black
Upholstery	Black

Options

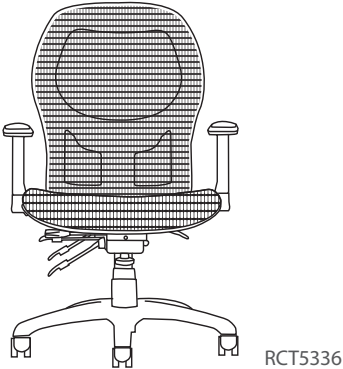
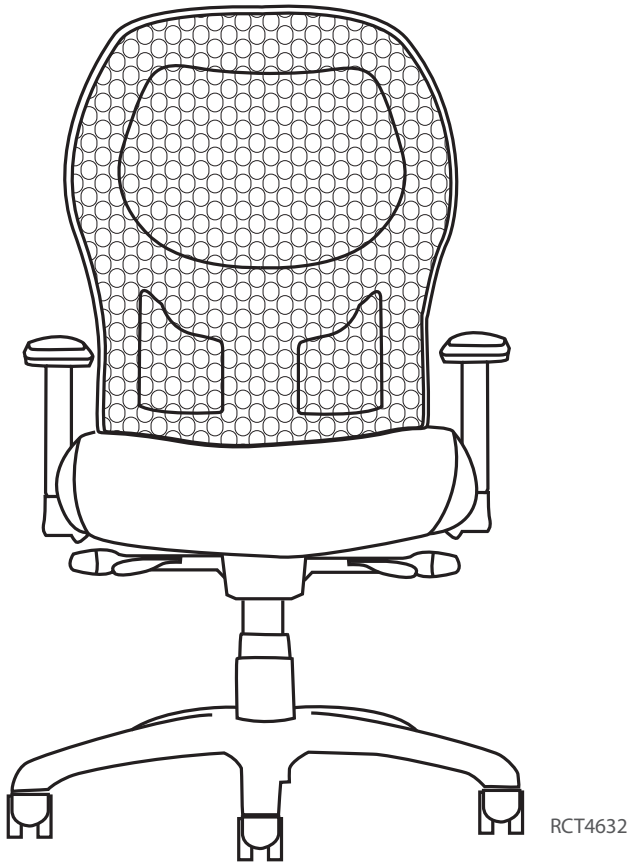
Skins	QS
Light Green	\$50
Light Blue	\$50
Violet	\$50
Red	\$50





5 day Quick Ship



Popular Model



How to Specify

Series Code	Back	Select a Seat	Select an Arm	pg 20	Select a Mech	pg 21
<b>RCT</b> Right Chair®	<b>4</b> Mesh Back (23.5h x 19.25d)	<b>6</b> Medium Seat (19.5w x 18d) <b>7</b> Large Seat (22w x 18d)	<b>2</b> Lateral Sliding \$140 <b>3</b> 3" Adjustable \$75 <b>5</b> No Arms \$0 <b>9</b> 5-way Adjustable \$150		<b>2</b> Forward Pivot Synchro  <b>6</b> Multi-tilt 	
<b>RCT</b>	<b>4</b>	<b>6</b>	<b>3</b>		<b>2</b>	

## Forward Pivot Synchro

## Multi-tilt



### RCT4652

### RCT4752

### RCT4656

### RCT4756

\$815	\$865	\$890	\$940
\$825	\$875	\$900	\$950
\$875	\$925	\$950	\$1,000
<b>\$925</b>	<b>\$975</b>	<b>\$1,000</b>	<b>\$1,050</b>
\$975	\$1,025	\$1,050	\$1,100
\$1,260	\$1,310	\$1,335	\$1,385
\$1,360	\$1,410	\$1,435	\$1,485

Grade C

Grade 1

Grade 2

Grade 3

Grade 4

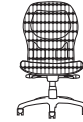
Grade 5

Grade 6

QS

## Mesh/Mesh Forward Pivot Synchro

## Mesh/Mesh Multi-tilt



### RCT5352

### RCT5356

\$900 \$975

Mesh

QS

Multi-purpose

41.5 x 26 x 26	41.5 x 26 x 26	40 x 26 x 26	40 x 26 x 26
28 x 26 x 24	28 x 26 x 24	28 x 26 x 24	28 x 26 x 24
37 lbs	37 lbs	48 lbs	48.5 lbs
47 lbs	47 lbs	58 lbs	58.5 lbs
19.5	22	19.5	22
17.5 - 22.5	17.5 - 22.5	18.25 - 23.25	18.25 - 23.25
16.5 - 19.5	16.5 - 19.5	16 - 18	19 - 21
F5° - R14°	F5° - R14°	F6° - R11°	F8° - R18°
19	19	19	19
23	23	23	23
102° - 120°	102° - 120°	100° - 115°	100° - 115°
3	3	3	3
26	26	26	26
1 yd	1 yd	1 yd	1 yd

Chair (H x W x D)

Box (L x W x H)

Chair Weight

Shipping Weight

Seat Width

Seat Height

Seat Depth (optional)

Seat Angle

Back Width

Back Height

Back Angle

Lumbar Range

Base Diameter

COM Yardage

41.5 x 26 x 26	40 x 26 x 26
28 x 26 x 24	28 x 26 x 24
41 lbs	41.5 lbs
51 lbs	51.5 lbs
20	20
15.25 - 20.25	16 - 21
16.5 - 19.5	16.5 - 19
F1° - R5°	F6° - R11°
19	19
24	24
100° - 120°	95° - 112°
3	3
26	26
NA	NA

Chair (H x W x D)

Box (L x W x H)

Chair Weight

Shipping Weight

Seat Width

Seat Height

Seat Depth (optional)

Seat Angle

Back Width

Back Height

Back Angle

Lumbar Range

Base Diameter

COM Yardage

All measurements shown are in inches.

## Features

- Up to 13 active adjustments
- High back & contoured seat design
- Mesh seat or upholstered seat
- Passive weight dispersion design
- Generous foam for optimal comfort
- 2 headrest options

## Standard Features

- C0** Carpet Casters
- B0** 26" Black Base
- L3** 5" Cylinder

## Option Codes for RCT4632 - \_ - \_ -

### General

- F** Fring® Footrest \$50  
*Only available on (B0)*
- N** N-dulgent® Memory Foam \$75  
*Only available on (5) & (6) seat*
- N2** TheraGel™ Memory Foam \$150  
*Only available on (5) & (6) seat*
- S** Seat Slider \$75
- Z1** Connexion® Arm \$750  
*Not available on (3) seat*

### Skins not available on Quick Ship

- S1** Grade C or 1 \$95
- S2** Grade 2 \$135
- S5** Ultraleather™ \$250

### Casters/Glides

- C0** Carpet Casters \$0
- C1** Hard Floor Casters \$25
- C2** Glides \$25

### Bases

- B0** 26" Black \$0
- B6** 26" Polished Aluminum \$140

### Cylinders

- L1** 3" Cylinder \$0
- L2** 4" Cylinder \$0
- L3** 5" Cylinder \$0

### Headrests

- HE** Height Adjustable \$60  
*Black Vinyl*
- H5** Dual Pivot \$280  
*Black Faux Leather*

pg 4









5 day Quick Ship



Popular Model

# Right Chair® Stool

	Basic		Standard		Deluxe-tilt	
						
	RCT4651	RCT4751	RCT4658	RCT4758	RCT4659	RCT4759
Grade C	\$830	\$880	\$850	\$900	\$870	\$920
Grade 1	\$840	\$890	\$860	\$910	\$880	\$930
Grade 2	\$890	\$940	\$910	\$960	\$930	\$980
Grade 3	<b>\$940</b>	<b>\$990</b>	<b>\$960</b>	<b>\$1,010</b>	<b>\$980</b>	<b>\$1,030</b>
Grade 4	\$990	\$1,040	\$1,010	\$1,060	\$1,030	\$1,080
Grade 5	\$1,275	\$1,325	\$1,295	\$1,345	\$1,315	\$1,365
Grade 6	\$1,375	\$1,425	\$1,395	\$1,445	\$1,415	\$1,465

Chair (H x W x D)	44.5 x 26 x 26	44.5 x 26 x 26	45 x 26 x 26	45 x 26 x 26	45 x 26 x 26	45 x 26 x 26
Box (L x W x H)	28 x 26 x 24	28 x 26 x 24	28 x 26 x 24	28 x 26 x 24	28 x 26 x 24	28 x 26 x 24
Chair Weight	34.5 lbs	34.5 lbs	45.5 lbs	45.5 lbs	46 lbs	46 lbs
Shipping Weight	44.5 lbs	44.5 lbs	55.5 lbs	55.5 lbs	56 lbs	56 lbs
Seat Width	19.5	22	19.5	22	19.5	22
Seat Height	21 – 29	21.25 – 29.25	22.5 – 30.5	22.5 – 30.5	22.5 – 30.5	22.5 – 30.5
Seat Depth (optional)	17 – 18	17 – 18	15.5 – 17.5	15.5 – 17.5	15.5 – 17.5	15.5 – 17.5
Seat Angle	R4°	R4°	R3°	R3°	R4°	R4°
Back Width	19	19	19	19	19	19
Back Height	23	23	23	23	23	23
Back Angle	102°	102°	95° – 99°	95° – 99°	95° – 99°	95° – 99°
Lumbar Range	3	3	3	3	3	3
Base Diameter	26	26	26	26	26	26
COM Yardage	1 yd	1 yd	1 yd	1 yd	1 yd	1 yd

All measurements shown are in inches.

## How to Specify

Series Code	Back	Select a Seat	Select an Arm <small>pg 20</small>	Select a Mech <small>pg 21</small>
<b>RCT</b> Right Chair® Stool	<b>4</b> Mesh Back (23.5h x 19.25d)	<b>6</b> Medium Seat (19.5w x 18d) <b>7</b> Large Seat (22w x 18d)	<b>2</b> Lateral Sliding \$140 <b>3</b> 3" Adjustable \$75 <b>5</b> No Arms \$0 <b>9</b> 5-way Adjustable \$150	<b>1</b> Basic <b>8</b> Standard w/Seat Slider <b>9</b> Deluxe-tilt w/Seat Slider
<b>RCT</b>	<b>4</b>	<b>6</b>	<b>3</b>	<b>8</b>

Mesh/Mesh



RCT5351

\$990



RCT5358

\$1,010



RCT5359

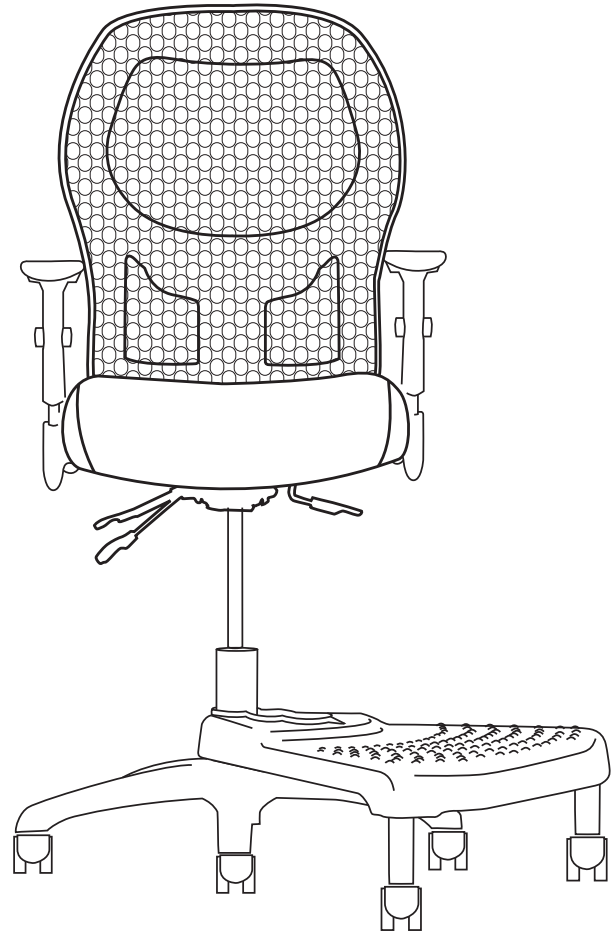
\$1,030

Mesh

QS

44.5 x 26 x 26	45 x 26 x 26	45 x 26 x 26	Chair (H x W x D)
28 x 26 x 24	28 x 26 x 24	28 x 26 x 24	Box (L x W x H)
34.5 lbs	45.5 lbs	46 lbs	Chair Weight
44.5 lbs	55.5 lbs	56 lbs	Shipping Weight
20	20	20	Seat Width
20.75 – 28.75	21.5 – 29.5	21.5 – 29.5	Seat Height
17.75 – 18.75	16 – 18	15.5 – 17.5	Seat Depth (optional)
R4°	R3°	R4°	Seat Angle
19	19	19	Back Width
23	23	23	Back Height
102°	95° – 99°	95° – 99°	Back Angle
3	3	3	Lumbar Range
26	26	26	Base Diameter
NA	NA	NA	COM Yardage

All measurements shown are in inches.



RCT4638-R8

Multi-purpose

## Features

- High back & contoured seat design
- Mesh seat or upholstered seat
- Passive weight dispersion design
- Generous foam for optimal comfort
- 2 headrest options

## Standard Features

- C0** Carpet Casters
- B0** 26" Black Base
- L4** 8" Cylinder

## Add option code after model RCT4638 - \_ \_ \_ \_

### General

- F** Fring® Footrest \$50  
*Only available on (B0)*
- N** N-dulgent® Memory Foam \$75  
*Only available on (5) & (6) seat*
- N2** TheraGel™ Memory Foam \$150  
*Only available on (5) & (6) seat*
- Z1** Connexion® Arm \$750  
*Not available on (3) seat*

### Skins not available on Quick Ship

- S1** Grade C or 1 \$95
- S2** Grade 2 \$135
- SS** Ultraleather™ \$250

### Casters/Glides

- C0** Carpet Casters \$0
- C1** Hard Floor Casters \$25
- C2** Glides \$25

### Bases

- B0** 26" Black \$0
- B6** 26" Polished Aluminum \$140

### Chair Cylinders

- L1** 3" Cylinder \$0
- L2** 4" Cylinder \$0
- L3** 5" Cylinder \$0

### Stool Cylinders

- L4** 8" Cylinder \$0
- L5** 10" Cylinder \$0
- L7** 7" Cylinder \$0

### Headrests

pg 4

- HE** Height Adjustable \$60  
*Black Vinyl*
- H5** Dual Pivot \$280  
*Black Faux Leather*

### Footrings for stool cylinders only

- R1** 18" Black Plastic \$60
- R2** 20" Chrome \$80

### NeXtep® for stool cylinders only

- R8** 8" w/Casters \$185
- R10** 10" w/Casters \$185
- R18** 8"/10" w/Casters \$295
- RW8** Wide 8" w/Casters \$295
- RW10** Wide 10" w/Casters \$295

Also available w/glides.

For additional stool options see page 67.



5 day Quick Ship



Popular Model

QS



U4ia3650



U4ia3750



U4ia4650



U4ia4750



U4ia5650



U4ia5750



U4ia6650



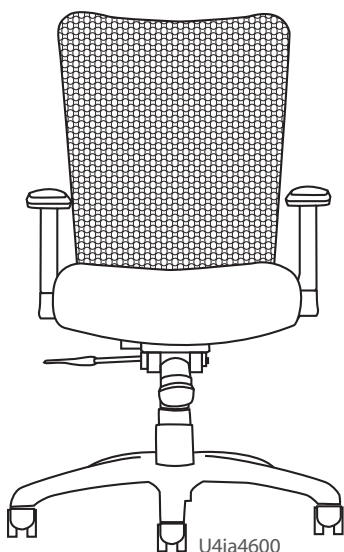
U4ia6750

Grade C  
Grade 1  
Grade 2  
Grade 3  
Grade 4  
Grade 5  
Grade 6

U4ia3650	U4ia3750	U4ia4650	U4ia4750	U4ia5650	U4ia5750	U4ia6650	U4ia6750
\$645	\$695	\$665	\$715	\$745	\$795	\$765	\$815
\$655	\$705	\$675	\$725	\$755	\$805	\$775	\$825
\$705	\$755	\$725	\$775	\$805	\$855	\$825	\$875
<b>\$755</b>	<b>\$805</b>	<b>\$775</b>	<b>\$825</b>	<b>\$855</b>	<b>\$905</b>	<b>\$875</b>	<b>\$925</b>
\$805	\$855	\$825	\$875	\$905	\$955	\$925	\$975
\$1,090	\$1,140	\$1,110	\$1,160	\$1,190	\$1,240	\$1,210	\$1,260
\$1,190	\$1,240	\$1,210	\$1,260	\$1,290	\$1,340	\$1,310	\$1,360

Chair (H x W x D)	32 x 26 x 26	32 x 26 x 26	38.5 x 26 x 26	38.5 x 26 x 26	33 x 26 x 26	33 x 26 x 26	39.5 x 26 x 26	39.5 x 26 x 26
Box (L x W x H)	36 x 26 x 19	36 x 26 x 19	36 x 26 x 19	36 x 26 x 19	36 x 26 x 19	36 x 26 x 19	36 x 26 x 19	36 x 26 x 19
Chair Weight	34 lbs	36 lbs	34.5 lbs	36.5 lbs	34 lbs	36 lbs	34.5 lbs	36.5 lbs
Shipping Weight	44 lbs	46 lbs	44.5 lbs	46.5 lbs	44 lbs	46 lbs	44.5 lbs	46.5 lbs
Seat Width	19.5	22	19.5	22	19.5	22	19.5	22
Seat Height	17.5 – 20.25	18 – 21	17.5 – 20.5	18 – 21	17.5 – 20.5	18 – 21	17.5 – 20.5	18 – 21
Seat Depth (optional)	17.5	17.5	17.5	17.5	17	17	17	17
Seat Angle	F5° – R10°	F6° – R11°	F5° – R10°	F6° – R11°	F5° – R10°	F5° – R11°	F5° – R10°	F6° – R11°
Back Width	18	18	19	19	19	19	19.5	19.5
Back Height	17 – 20	17 – 20	21 – 24	21 – 24	17.5 – 20.5	17.5 – 20.5	21.5 – 24.5	21.5 – 24.5
Back Angle	100° – 115°	100° – 115°	100° – 115°	100° – 115°	100° – 115°	100° – 115°	100° – 115°	100° – 115°
Lumbar Range	3	3	3	3	3	3	3	3
Base Diameter	26	26	26	26	26	26	26	26
COM Yardage	1 yd	1 yd	1 yd	1 yd	2 yd	2 yd	2 yd	2 yd

All measurements shown are in inches.



## How to Specify

### Series Code

**U4ia** U4ia®

### Select a Back

- 3** Low Mesh Back (22h x 18w)
- 4** Mid Mesh Back (25h x 19w)
- 5** Low Uph. Back (22.5h x 18.5w)
- 6** Mid Uph. Back (25.5h x 19.25w)

### Select a Seat

- 6** Medium Seat (19.5w x 18d)
- 7** Large Seat (22w x 19d)

### Select an Arm pg 20

- 0** 4" Adjustable \$125
- 1** 4" Adjustable w/Pivot \$150
- 2** Lateral Sliding \$140
- 3** 3" Adjustable \$75
- 4** Swing \$295
- 5** No Arms \$0
- 6** C Loop \$75
- 7** Chrome Loop \$75
- 9** 5-way Adjustable \$150

### Select a Mech pg 21

- 0** Knee-tilt
- 2** Forward Pivot Synchro









**U4ia**

**4**

**6**

**0**

**0**

							
<b>U4ia3652</b>	<b>U4ia3752</b>	<b>U4ia4652</b>	<b>U4ia4752</b>	<b>U4ia5652</b>	<b>U4ia5752</b>	<b>U4ia6652</b>	<b>U4ia6752</b>
\$745	\$795	\$765	\$815	\$845	\$895	\$865	\$915
\$755	\$805	\$775	\$825	\$855	\$905	\$875	\$925
\$805	\$855	\$825	\$875	\$905	\$955	\$925	\$975
<b>\$855</b>	<b>\$905</b>	<b>\$875</b>	<b>\$925</b>	<b>\$955</b>	<b>\$1,005</b>	<b>\$975</b>	<b>\$1,025</b>
\$905	\$955	\$925	\$975	\$1,005	\$1,055	\$1,025	\$1,075
\$1,190	\$1,240	\$1,210	\$1,260	\$1,290	\$1,340	\$1,310	\$1,360
\$1,290	\$1,340	\$1,310	\$1,360	\$1,390	\$1,440	\$1,410	\$1,460

Grade C

Grade 1

Grade 2

Grade 3

Grade 4

Grade 5

Grade 6

QS

32 x 26 x 26	32 x 26 x 26	38 x 26 x 26	38 x 26 x 26	33 x 26 x 26	33 x 26 x 26	39 x 26 x 26	39 x 26 x 26
36 x 26 x 19	36 x 26 x 19	36 x 26 x 19	36 x 26 x 19	36 x 26 x 19	36 x 26 x 19	36 x 26 x 19	36 x 26 x 19
35.5 lbs	35.5 lbs	36 lbs	36 lbs	36.5 lbs	36.5 lbs	37 lbs	37 lbs
45.5 lbs	45.5 lbs	46 lbs	46 lbs	46.5 lbs	46.5 lbs	47 lbs	47 lbs
19.5	22	19.5	22	19.5	22	19.5	22
17 – 22	17 – 22	17 – 22	17 – 22	17 – 22	17 – 22	17 – 22	17 – 22
16.5 – 19	16.5 – 19	16.5 – 19	16.5 – 19	16.5 – 19	16.5 – 19	16.5 – 19	16.5 – 19
F5° – R15°	F5° – R15°	F5° – R15°	F5° – R15°	F5° – R15°	F5° – R15°	F5° – R15°	F5° – R15°
18	18	19	19	19	19	19.5	19.5
17 – 20	17 – 20	20.5 – 23.5	20.5 – 23.5	16.5 – 19.5	16.5 – 19.5	20 – 23	20 – 23
102° – 120°	102° – 120°	100° – 128°	100° – 128°	102° – 120°	102° – 120°	100° – 115°	100° – 115°
3	3	3	3	3	3	3	3
26	26	26	26	26	26	26	26
1 yd	1 yd	1 yd	1 yd	2 yd	2 yd	2 yd	2 yd

Chair (H x W x D)

Box (L x W x H)

Chair Weight

Shipping Weight

Seat Width

Seat Height

Seat Depth (optional)

Seat Angle

Back Width

Back Height

Back Angle

Lumbar Range

Base Diameter

COM Yardage

All measurements shown are in inches.

## Features

- Up to 13 active adjustments
- Mesh or upholstered back options
- Passive weight dispersion design
- Generous foam for optimal comfort

## Standard Features

## Knee-tilt

- C0** Carpet Casters
- B0** 26" Black Base
- L1** 3" Cylinder
- M0** Black Blurr Mesh

## Forward Pivot Synchro

- C0** Carpet Casters
- B0** 26" Black Base
- L3** 5" Cylinder
- M0** Black Blurr Mesh

## Add option code after model U4ia4600 - \_ \_ - \_

## General

- F** Fring® Footrest \$50  
*Only available on (B0)*
- N** N-dulgent® Memory Foam \$75  
*Seat only*
- N2** TheraGel™ Memory Foam \$150  
*Seat only*
- S** Seat Slider \$75  
*Only available on (2) mech*
- Z1** Connexion® Arm \$750  
*Not available with (6) & (7) arm*

## Finishes

- NR** Non-removable upholstered back \$0  
*Only available on (5) & (6) back*

## Mesh Color

- M0** Black Blurr \$0
- M1** London (Navy) \$25
- M2** Cognac (Red) \$25
- M3** Mocha (Brown) \$25
- M4** Ivory \$25
- M5** Silver \$25

## Skins not available on Quick Ship

- S1** Grade C or 1 \$100
- S2** Grade 2 \$250
- S5** Ultraleather™ \$250
- SU** Stitched Ultraleather™ \$275

## Casters/Glides

- C0** Carpet Casters \$0
- C1** Hard Floor Casters \$25
- C2** Glides \$25

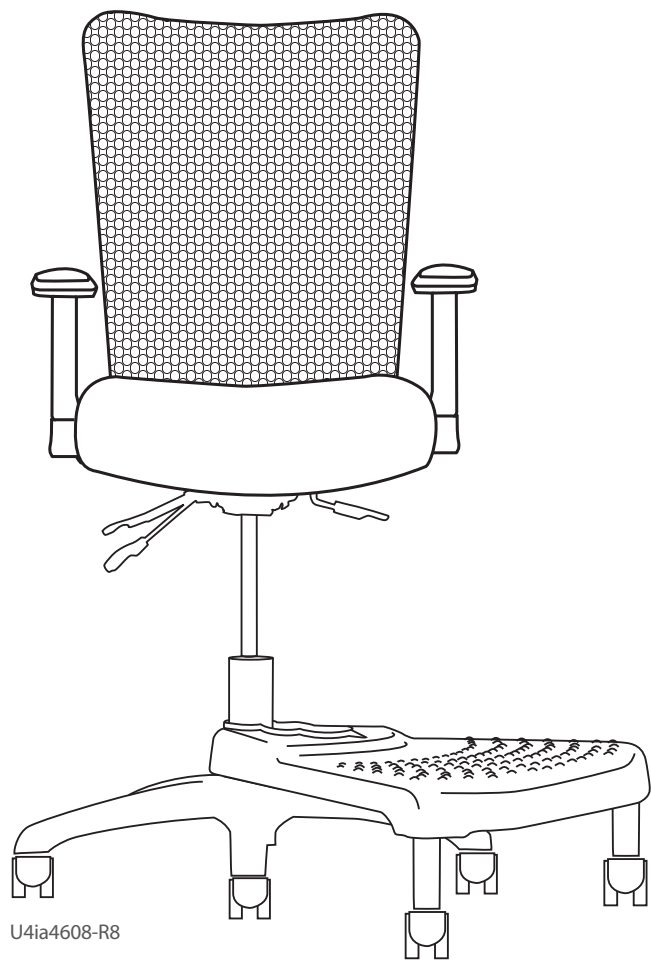
## Bases

- B0** 26" Black \$0
- B6** 26" Polished Aluminum \$140

## Cylinders

- L1** 3" Cylinder \$0
- L2** 4" Cylinder \$0
- L3** 5" Cylinder \$0

Multi-purpose



How to Specify				
Series Code	Select a Back	Select a Seat	Select an Arm <span>pg 20</span>	Select a Mech <span>pg 21</span>
<b>U4ia</b> U4ia® Stool	<b>3</b> Low Mesh Back <i>(22h x 18w)</i> <b>4</b> Mid Mesh Back <i>(25h x 19w)</i> <b>5</b> Low Uph. Back <i>(22.5h x 18.5w)</i> <b>6</b> Mid Uph. Back <i>(25.5h x 19.25w)</i>	<b>6</b> Medium Seat <i>(19.5w x 18d)</i> <b>7</b> Large Seat <i>(22w x 19d)</i>	<b>0</b> 4" Adjustable \$125 <b>1</b> 4" Adjustable w/Pivot \$150 <b>2</b> Lateral Sliding \$140 <b>3</b> 3" Adjustable \$75 <b>4</b> Swing \$295 <b>5</b> No Arms \$0 <b>6</b> C Loop \$75 <b>7</b> Chrome Loop \$75 <b>9</b> 5-way Adjustable \$150	<b>1</b> Basic <b>8</b> Standard w/Seat Slider <b>9</b> Deluxe-tilt w/Seat Slider
<b>U4ia</b>	<b>4</b>	<b>6</b>	<b>0</b>	<b>8</b>



## Basic



**U4ia3651 U4ia3751 U4ia4651 U4ia4751 U4ia5651 U4ia5751 U4ia6651 U4ia6751**

\$760	\$810	\$780	\$830	\$860	\$910	\$880	\$930
\$770	\$820	\$790	\$840	\$870	\$920	\$890	\$940
\$820	\$870	\$840	\$890	\$920	\$970	\$940	\$990
<b>\$870</b>	<b>\$920</b>	<b>\$890</b>	<b>\$940</b>	<b>\$970</b>	<b>\$1,020</b>	<b>\$990</b>	<b>\$1,040</b>
\$920	\$970	\$940	\$990	\$1,020	\$1,070	\$1,040	\$1,090
\$1,205	\$1,255	\$1,225	\$1,275	\$1,305	\$1,355	\$1,325	\$1,375
\$1,305	\$1,355	\$1,325	\$1,375	\$1,405	\$1,455	\$1,425	\$1,475

Grade C

Grade 1

Grade 2

Grade 3

Grade 4

Grade 5

Grade 6

QS

Multi-purpose

39 x 26 x 26	39 x 26 x 26	42.5 x 26 x 26	42.5 x 26 x 26	39.5 x 26 x 26	39.5 x 26 x 26	43 x 26 x 26	43 x 26 x 26	Chair (H x W x D)
36 x 26 x 19	36 x 26 x 19	36 x 26 x 19	36 x 26 x 19	36 x 26 x 19	36 x 26 x 19	36 x 26 x 19	36 x 26 x 19	Box (L x W x H)
31 lbs	31 lbs	32 lbs	32 lbs	31.5 lbs	31.5 lbs	32.5 lbs	31.5 lbs	Chair Weight
41 lbs	41 lbs	42 lbs	42 lbs	41.5 lbs	41.5 lbs	42.5 lbs	41.5 lbs	Shipping Weight
19.5	22	19.5	22	19.5	22	19.5	22	Seat Width
21.5 – 29.5	21.5 – 29.5	21.5 – 29.5	21.5 – 29.5	21.5 – 29.5	21.5 – 29.5	21.5 – 29.5	21.5 – 29.5	Seat Height
17 – 18	17 – 18	17 – 18	17 – 18	17.5 – 18.5	17.5 – 18.5	17.5 – 18.5	17.5 – 18.5	Seat Depth (optional)
R4°	R4°	R4°	R4°	R4°	R4°	R4°	R4°	Seat Angle
18	18	19	19	19	19	19.5	19.5	Back Width
18.5	18.5	22	22	19	19	22.5	22.5	Back Height
101°	101°	97°	97°	97°	97°	97°	97°	Back Angle
NA	NA	NA	NA	NA	NA	NA	NA	Lumbar Range
26	26	26	26	26	26	26	26	Base Diameter
1 yd	1 yd	1 yd	1 yd	2 yd	2 yd	2 yd	2 yd	COM Yardage

All measurements shown are in inches.



5 day Quick Ship



Popular Model

QS



U4ia3658



U4ia3758



U4ia4658



U4ia4758



U4ia5658



U4ia5758



U4ia6658



U4ia6758

Grade C  
Grade 1  
Grade 2  
Grade 3  
Grade 4  
Grade 5  
Grade 6

U4ia3658	U4ia3758	U4ia4658	U4ia4758	U4ia5658	U4ia5758	U4ia6658	U4ia6758
\$780	\$830	\$800	\$850	\$880	\$930	\$900	\$950
\$790	\$840	\$810	\$860	\$890	\$940	\$910	\$960
\$840	\$890	\$860	\$910	\$940	\$990	\$960	\$1,010
<b>\$890</b>	<b>\$940</b>	<b>\$910</b>	<b>\$960</b>	<b>\$990</b>	<b>\$1,040</b>	<b>\$1,010</b>	<b>\$1,060</b>
\$940	\$990	\$960	\$1,010	\$1,040	\$1,090	\$1,060	\$1,110
\$1,225	\$1,275	\$1,245	\$1,295	\$1,325	\$1,375	\$1,345	\$1,395
\$1,325	\$1,375	\$1,345	\$1,395	\$1,425	\$1,475	\$1,445	\$1,495

Chair (H x W x D)	41 x 26 x 26	41 x 26 x 26	44.5 x 26 x 26	44.5 x 26 x 26	41.5 x 26 x 26	41.5 x 26 x 26	45 x 26 x 26	45 x 26 x 26
Box (L x W x H)	36 x 26 x 19	36 x 26 x 19	36 x 26 x 19	36 x 26 x 19	36 x 26 x 19	36 x 26 x 19	36 x 26 x 19	36 x 26 x 19
Chair Weight	39 lbs	39 lbs	40 lbs	40 lbs	39.5 lbs	39.5 lbs	40.5 lbs	40.5 lbs
Shipping Weight	49 lbs	49 lbs	50 lbs	50 lbs	49.5 lbs	49.5 lbs	50.5 lbs	50.5 lbs
Seat Width	19.5	22	19.5	22	19.5	22	19.5	22
Seat Height	22.5 – 30.5	22.5 – 30.5	22.5 – 30.5	22.5 – 30.5	22.5 – 30.5	22.5 – 30.5	22.5 – 30.5	22.5 – 30.5
Seat Depth (optional)	16.5 – 19	16.5 – 19	16.5 – 19	16.5 – 19	17 – 19.5	17 – 19.5	17 – 19.5	17 – 19.5
Seat Angle	R3°	R3°	R3°	R3°	R3°	R3°	R3°	R3°
Back Width	18.5	18.5	19	19	19	19	19.5	19.5
Back Height	18.5	18.5	22	22	19	19	22.5	22.5
Back Angle	95° – 102°	95° – 102°	95° – 102°	95° – 102°	95° – 102°	95° – 102°	95° – 102°	95° – 102°
Lumbar Range	NA	NA	NA	NA	NA	NA	NA	NA
Base Diameter	26	26	26	26	26	26	26	26
COM Yardage	1 yd	1 yd	1 yd	1 yd	2 yd	2 yd	2 yd	2 yd

All measurements shown are in inches.

## Features

- Mesh or upholstered back options
- Passive weight dispersion design
- Generous foam for optimal comfort
- Back height not available

## Standard Features

- C0** Carpet Casters
- B0** 26" Black Base
- L4** 8" Cylinder
- M0** Black Blurr Mesh

## Deluxe-tilt



U4ia3659	U4ia3759	U4ia4659	U4ia4759	U4ia5659	U4ia5759	U4ia6659	U4ia6759
\$800	\$850	\$820	\$870	\$900	\$950	\$920	\$970
\$810	\$860	\$830	\$880	\$910	\$960	\$930	\$980
\$860	\$910	\$880	\$930	\$960	\$1,010	\$980	\$1,030
<b>\$910</b>	<b>\$960</b>	<b>\$930</b>	<b>\$980</b>	<b>\$1,010</b>	<b>\$1,060</b>	<b>\$1,030</b>	<b>\$1,080</b>
\$960	\$1,010	\$980	\$1,030	\$1,060	\$1,110	\$1,080	\$1,130
\$1,245	\$1,295	\$1,265	\$1,315	\$1,345	\$1,395	\$1,365	\$1,415
\$1,345	\$1,395	\$1,365	\$1,415	\$1,445	\$1,495	\$1,465	\$1,515

Grade C  
Grade 1  
Grade 2  
Grade 3  
Grade 4  
Grade 5  
Grade 6

QS

Multi-purpose

41 x 26 x 26	41 x 26 x 26	44.5 x 26 x 26	44.5 x 26 x 26	41.5 x 26 x 26	41.5 x 26 x 26	45 x 26 x 26	45 x 26 x 26
36 x 26 x 19	36 x 26 x 19	36 x 26 x 19	36 x 26 x 19	36 x 26 x 19	36 x 26 x 19	36 x 26 x 19	36 x 26 x 19
39 lbs	39 lbs	40 lbs	40 lbs	39.5 lbs	39.5 lbs	40.5 lbs	40.5 lbs
49 lbs	49 lbs	50 lbs	50 lbs	49.5 lbs	49.5 lbs	50.5 lbs	50.5 lbs
19.5	22	19.5	22	19.5	22	19.5	22
22.5 – 30.5	22.5 – 30.5	22.5 – 30.5	22.5 – 30.5	22.5 – 30.5	22.5 – 30.5	22.5 – 30.5	22.5 – 30.5
16.5 – 19	16.5 – 19	16.5 – 19	16.5 – 19	17 – 19.5	17 – 19.5	17 – 19.5	17 – 19.5
R4°	R4°	R4°	R4°	R4°	R4°	R4°	R4°
18.5	18.5	19	19	19	19	19.5	19.5
18.5	18.5	22	22	19	19	22.5	22.5
95° – 102°	95° – 102°	95° – 102°	95° – 102°	95° – 102°	95° – 102°	95° – 102°	95° – 102°
NA	NA	NA	NA	NA	NA	NA	NA
26	26	26	26	26	26	26	26
1 yd	1 yd	1 yd	1 yd	2 yd	2 yd	2 yd	2 yd

Chair (H x W x D)

Box (L x W x H)

Chair Weight

Shipping Weight

Seat Width

Seat Height

Seat Depth (optional)

Seat Angle

Back Width

Back Height

Back Angle

Lumbar Range

Base Diameter

COM Yardage

All measurements shown are in inches.

Add option code after model U4ia4608 - \_ - \_ - \_

### General

<b>F</b> Fring® Footrest	\$50
<i>Only available on (B0)</i>	
<b>N</b> N-dulgent® Memory Foam	\$75
<i>Seat only</i>	
<b>M2</b> TheraGel™ Memory Foam	\$150
<i>Seat only</i>	
<b>Z1</b> Connexion® Arm	\$750
<i>Not available with (6) &amp; (7) arm</i>	

### Finishes

<b>NR</b> Non-removable upholstered back	\$0
<i>Only available on (5) &amp; (6) back</i>	
<b>Mesh Color</b>	
<b>M0</b> Black Blurr	\$0
<b>M1</b> London (Navy)	\$25
<b>M2</b> Cognac (Red)	\$25
<b>M3</b> Mocha (Brown)	\$25
<b>M4</b> Ivory	\$25
<b>M5</b> Silver	\$25

### Skins not available on Quick Ship

<b>S1</b> Grade C or 1	\$100
<b>S2</b> Grade 2	\$250
<b>SS</b> Ultraleather™	\$250
<b>SU</b> Stitched Ultraleather™	\$275

### Casters/Glides

<b>C0</b> Carpet Casters	\$0
<b>C1</b> Hard Floor Casters	\$25
<b>C2</b> Glides	\$25

### Bases

<b>B0</b> 26" Black	\$0
<b>B6</b> 26" Polished Aluminum	\$140

### Chair Cylinders

<b>L1</b> 3" Cylinder	\$0
<b>L2</b> 4" Cylinder	\$0
<b>L3</b> 5" Cylinder	\$0

### Stool Cylinders

<b>L4</b> 8" Cylinder	\$0
<b>L5</b> 10" Cylinder	\$0
<b>L7</b> 7" Cylinder	\$0

### Footrings for stool cylinders only

<b>R1</b> 18" Black Plastic	\$60
<b>R2</b> 20" Chrome	\$80

### NeXtep® for stool cylinders only

<b>R8</b> 8" w/Casters	\$185
<b>R10</b> 10" w/Casters	\$185
<b>R18</b> 8"/10" w/Casters	\$295
<b>RW8</b> Wide 8" w/Casters	\$295
<b>RW10</b> Wide 10" w/Casters	\$295

Also available w/glides.


For additional stool options see page 67.



5 day Quick Ship




Popular Model



Add option code after model DCE211-\_\_-\_\_-\_\_

#### General

<b>C6</b> Optional Casters Set of 4	\$30	<b>CBL000</b> Transport Dolly	\$400
<b>CBL005</b> Ganging Device 2 per set	\$30	<b>CP</b> Chrome Package Chrome frame	\$40




	DCE215	DCE115	DCE211	DCE111
<b>Grade C</b>	\$290	\$365	\$320	\$395
<b>Grade 1</b>	\$300	\$375	\$330	\$405
<b>Grade 2</b>	\$350	\$425	\$380	\$455
<b>Grade 3</b>	<b>\$400</b>	<b>\$475</b>	<b>\$430</b>	<b>\$505</b>
<b>Grade 4</b>	\$450	\$525	\$480	\$555
<b>Grade 5</b>	\$735	\$810	\$765	\$840
<b>Grade 6</b>	\$835	\$910	\$865	\$940
Chair (H x W x D)	33 x 19 x 21.5	33 x 19 x 21.5	33 x 23.5 x 21.5	33 x 23.5 x 21.5
Box (L x W x H)	24 x 23 x 35	24 x 23 x 35	24 x 23 x 35	24 x 23 x 35
Chair Weight	19 lbs	19 lbs	20 lbs	20 lbs
Shipping Weight	29 lbs	29 lbs	30 lbs	30 lbs
Seat Width	18	18	18	18
Seat Height	18.5	18.5	18.5	18.5
Seat Depth	18	18	18	18
Back Width	19	19	19	19
Back Height	15.5	15.5	15.5	15.5
Arm Width	NA	NA	21	21
COM Yardage	2yd	2yd	2yd	2yd

All measurements shown are in inches.

8 week lead time on non Quick Ship configurations

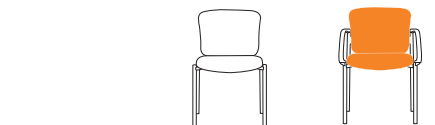
## N·side™



Add option code after model NSID111-\_\_-\_\_-\_\_

#### General

<b>C6</b> Optional Casters Set of 4	\$30	<b>CBL000</b> Transport Dolly	\$400
<b>CBL002</b> Ganging Device 2 per set	\$30		



	NSID115	NSID111
<b>Grade C</b>	\$400	\$420
<b>Grade 1</b>	\$410	\$430
<b>Grade 2</b>	\$460	\$480
<b>Grade 3</b>	<b>\$510</b>	<b>\$530</b>
<b>Grade 4</b>	\$560	\$580
<b>Grade 5</b>	\$845	\$865
<b>Grade 6</b>	\$945	\$965
Chair (H x W x D)	32 x 20.25 x 24	32 x 22.5 x 24
Box (L x W x H)	24 x 23 x 35	24 x 23 x 35
Chair Weight	19 lbs	20 lbs
Shipping Weight	29 lbs	30 lbs
Seat Width	18.75	18.75
Seat Height	18.5	18.5
Seat Depth	20	20
Back Width	19	19
Back Height	15	15
Arm Width	NA	20.5
COM Yardage	2yd	2yd

All measurements shown are in inches.



## EMC020

\$595

\$605

\$695

\$785

## EMC022

\$695

\$705

\$795

\$885

### Pulled Fabric Standard

Grade C

Grade 1

Grade 2

Grade 3

## EMC020

\$785

\$805

\$995

\$1,040

\$1,140

## EMC022

\$885

\$905

\$1,095

\$1,140

\$1,240

### Pillow Top Standard

Grade 4

Grade 5a – (Black Natural™)

Grade 5b – (Ultraleather™ Black)

Grade 5c – (Ultraleather™ Color)

Grade 6 – (Madras Leather™)

QS

38.5 x 25 x 28

29 x 26.5 x 38

49 lbs

59 lbs

21

20

20.5

21

22

NA

NA

20

2 yd

4 yd

38.5 x 25 x 28

29 x 26.5 x 38

49 lbs

59 lbs

21

20

20.5

21

22

8

20.5

20

2 yd

4 yd

Chair (H x W x D)

Box (L x W x H)

Chair Weight

Shipping Weight

Seat Width

Seat Height

Seat Depth

Back Width

Back Height

Arm Height

Arm Width

Base Diameter

COM Yardage – Pulled Fabric

COM Yardage – Pillow Top



EMC022  
Pulled Fabric

Add option code after model EMC022-\_\_

### General

FP Fabric Pillow Top

Grade C, 1, 2 & 3 only

\$225

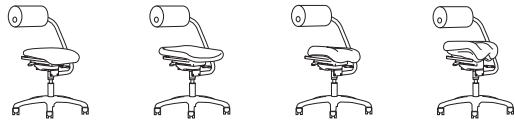
All measurements shown are in inches.



5 day Quick Ship



Popular Model

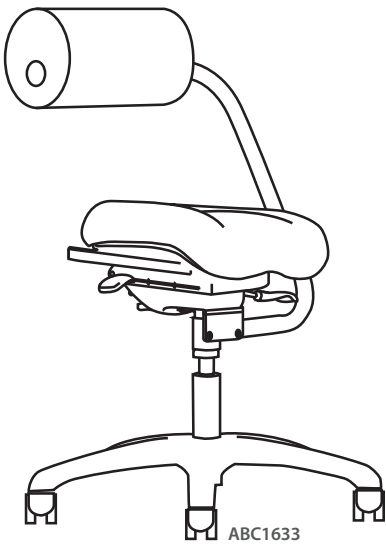


ABC1333      ABC1533      ABC1633      ABC1733

Grade 1	\$1,090	\$1,120	\$1,200	\$1,250
Grade 2	\$1,140	\$1,170	\$1,250	\$1,300

Chair (H x W x D)	37 x 28 x 28	37 x 28 x 28	37 x 28 x 28	37 x 28 x 28
Box (L x W x H)	36 x 26 x 19	36 x 26 x 19	36 x 26 x 19	36 x 26 x 19
Chair Weight	45 lbs	49 lbs	47 lbs	47 lbs
Shipping Weight	55 lbs	59 lbs	57 lbs	57 lbs
Seat Width	22	19	23	23
Seat Height	21 – 26	20 – 25	22 – 27	22 – 27
Seat Depth	17	16	18	18
Seat Angle	R1° – F16°	R1° – F16°	R1° – F16°	R1° – F16°
Base Diameter	26	26	26	26
COM Yardage	NA	NA	NA	NA

All measurements shown are in inches.



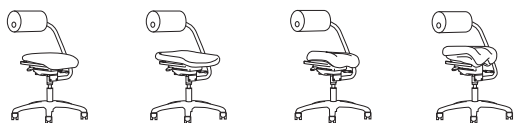
ABC1633

Industrial/Healthcare

How to Specify

Series Code	Select a Back	Select a Seat	Arm	Mech
ABC AbChair®	1 Urethane AbRest™ 2 Upholstered AbRest™	3 Medium Seat (22w x 17d) 5 Urethane Seat (19w x 16d) 6 Medium Seat, Moderate Contour (23w x 18d) 7 Medium Seat, Deep Contour (23w x 18d)	3 Black Arm	3 Tilt w/Seat Slider
ABC	1	3	3	3

## Upholstered AbRest™



ABC2333      ABC2533      ABC2633      ABC2733

\$1,090	\$1,120	\$1,200	\$1,250	Grade 1
\$1,140	\$1,170	\$1,250	\$1,300	Grade 2

37 x 28 x 28	37 x 28 x 28	37 x 28 x 28	37 x 28 x 28	Chair (H x W x D)
36 x 26 x 19	36 x 26 x 19	36 x 26 x 19	36 x 26 x 19	Box (L x W x H)
45 lbs	49 lbs	47 lbs	47 lbs	Chair Weight
55 lbs	59 lbs	57 lbs	57 lbs	Shipping Weight
22	19	23	23	Seat Width
21 – 26	20 – 25	22 – 27	22 – 27	Seat Height
17	16	18	18	Seat Depth
R1° – F16°	R1° – F16°	R1° – F16°	R1° – F16°	Seat Angle
26	26	26	26	Base Diameter
1 yd	1 yd	1 yd	1 yd	COM Yardage

All measurements shown are in inches.

## Features

- Adjustable seat height, depth, angle & tension
- Adjustable AbRest™ height
- 4-Way AbRest™ rotation
- AbRest™ swivel/pivot

## Standard Features

- C1** Hard Floor Casters
- B0** 26" Black Base
- L3** 5" Cylinder

## Add option code after model ABC1333 - \_ - \_ -

## General

- CR** Cleanroom to Class 100  
Only available on urethane AbRest™
- E** ESD  
For availability contact cs@np-us.com

## Casters/Glides

- C1** Hard Floor Casters \$0
- C2** Glides \$0
- C3** Hard Floor Brake/In \$185
- C4** Hard Floor Brake/Out \$60

## Bases

- B0** 26" Black \$0
- B9** 28" Chrome \$160
- B22** 22" Black \$0

## Chair Cylinder

- L3** 5" Cylinder \$0

## Stool Cylinder

- L4** 8" Cylinder \$55

## Footrings for stool cylinders only

- R1** 18" Black Plastic \$60
- R2** 20" Chrome \$80

## NeXtep® for stool cylinders only

- R8** 8" w/Casters \$185
- R10** 10" w/Casters \$185
- R18** 8"/10" w/Casters \$295
- RW8** Wide 8" w/Casters \$295
- RW10** Wide 10" w/Casters \$295

Also available w/glides.

For additional stool options see page 67.

# Adapta™ Stool

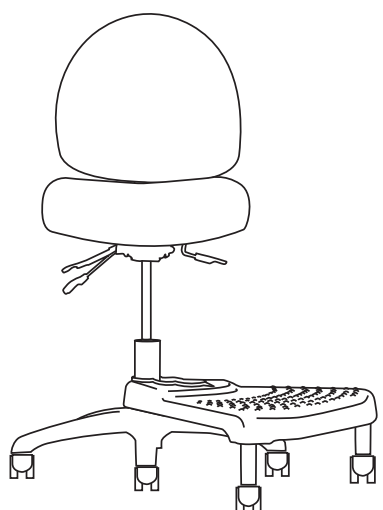
Basic



ADS4651 ADS4751 ADS5651 ADS5751

QS

Grade C	\$710	\$760	\$810	\$860
Grade 1	\$720	\$770	\$820	\$870
Grade 2	\$770	\$820	\$870	\$920
Grade 3	\$820	\$870	\$920	\$970
Grade 4	\$870	\$920	\$970	\$1,020
Grade 5	\$1,155	\$1,205	\$1,255	\$1,305
Grade 6	\$1,255	\$1,305	\$1,355	\$1,405



ADS4658-R8

Chair (H x W x D)	38.5 x 26 x 26	38.5 x 26 x 26	42 x 26 x 26	42 x 26 x 26
Box (L x W x H)	36 x 26 x 19	36 x 26 x 19	36 x 26 x 19	36 x 26 x 19
Chair Weight	31.5 lbs	31.5 lbs	32 lbs	32 lbs
Shipping Weight	41.5 lbs	41.5 lbs	42 lbs	42 lbs
Seat Width	19.5	22	19.5	22
Seat Height	21.5 – 29.5	21.5 – 29.5	21.5 – 29.5	21.5 – 29.5
Seat Depth	14.5 – 16	14.5 – 16	14.5 – 16	14.5 – 16
Seat Angle	R4°	R4°	R4°	R4°
Back Width	19	19	19.5	19.5
Back Height	17	17	20.5	20.5
Back Angle	98°	98°	100°	100°
Lumbar Range	2.75	2.75	2.75	2.75
Base Diameter	26	26	26	26
COM Yardage	2 yd	2 yd	2 yd	2 yd

All measurements shown are in inches.

## How to Specify

Series Code	Select a Back	Select a Seat	Select an Arm	pg 20	Select a Mech	pg 21
ADS Adapta™	<div>4 Low Back (16h x 18.5w)</div> <div>5 Mid Back (20h x 19.25w)</div>	<div>6 Medium Seat (19.5w x 18d)</div> <div>7 Large Seat (22w x 18d)</div>	<div>0 4" Adjustable \$125</div> <div>1 4" Adjustable \$150 w/Pivot</div> <div>2 Lateral Sliding \$140</div> <div>3 3" Adjustable \$75</div> <div>4 Swing \$295</div> <div>5 No Arms \$0</div> <div>6 C Loop \$75</div> <div>7 Chrome Loop \$75</div> <div>9 5-way Adjustable \$150</div>	<div>1 Basic</div> <div>8 Standard w/Seat Slider</div> <div>9 Deluxe-tilt w/Seat Slider</div>		
ADS	5	6	3		8	



## Standard

## Deluxe-tilt



ADS4658	ADS4758	ADS5658	ADS5758	ADS4659	ADS4759	ADS5659	ADS5759
\$730	\$780	\$830	\$880	\$750	\$800	\$850	\$900
\$740	\$790	\$840	\$890	\$760	\$810	\$860	\$910
\$790	\$840	\$890	\$940	\$810	\$860	\$910	\$960
\$840	\$890	\$940	\$990	\$860	\$910	\$960	\$1,010
\$890	\$940	\$990	\$1,040	\$910	\$960	\$1,010	\$1,060
\$1,175	\$1,225	\$1,275	\$1,325	\$1,195	\$1,245	\$1,295	\$1,345
\$1,275	\$1,325	\$1,375	\$1,425	\$1,295	\$1,345	\$1,395	\$1,445

Grade C  
Grade 1  
Grade 2  
Grade 3  
Grade 4  
Grade 5  
Grade 6

QS

40 x 26 x 26	40 x 26 x 26	43 x 26 x 26	43 x 26 x 26	40 x 26 x 26	40 x 26 x 26	43 x 26 x 26	43 x 26 x 26	Chair (H x W x D)
36 x 26 x 19	36 x 26 x 19	36 x 26 x 19	36 x 26 x 19	36 x 26 x 19	36 x 26 x 19	36 x 26 x 19	36 x 26 x 19	Box (L x W x H)
40 lbs	40 lbs	40.5 lbs	40.5 lbs	40 lbs	40 lbs	40.5 lbs	40.5 lbs	Chair Weight
50 lbs	50 lbs	50.5 lbs	50.5 lbs	50 lbs	50 lbs	50.5 lbs	50.5 lbs	Shipping Weight
19.5	22	19.5	22	19.5	22	19.5	22	Seat Width
22.5 - 30.5	22.5 - 30.5	22.5 - 30.5	22.5 - 30.5	22.5 - 30.5	22.5 - 30.5	22.5 - 30.5	22.5 - 30.5	Seat Height
15 - 17.5	15 - 17.5	15 - 17.5	15 - 17.5	15 - 17.5	15 - 17.5	15 - 17.5	15 - 17.5	Seat Depth
R3°	R3°	R3°	R3°	R4°	R4°	R4°	R4°	Seat Angle
19	19	19.5	19.5	19	19	19.5	19.5	Back Width
16.5 - 19	16.5 - 19	21 - 23.5	21 - 23.5	16.5 - 19	16.5 - 19	21 - 23.5	21 - 23.5	Back Height
97° - 105°	97° - 105°	97° - 105°	97° - 105°	97° - 105°	97° - 105°	97° - 105°	97° - 105°	Back Angle
2.75	2.75	2.75	2.75	2.75	2.75	2.75	2.75	Lumbar Range
26	26	26	26	26	26	26	26	Base Diameter
2 yd	2 yd	2 yd	2 yd	2 yd	2 yd	2 yd	2 yd	COM Yardage

All measurements shown are in inches.

Industrial/Healthcare

## Features

- ESD & Cleanroom options available
- Optional NeXtep® platform with depth adjustments

## Standard Features

- C1** Hard Floor Casters
- B0** 26" Black Base
- L4** 8" Cylinder

## Add option code after model ADS5638 - \_ \_ \_ \_

### General

- CR** Cleanroom to Class 100
- E** ESD  
*For availability contact cs@np-us.com*
- F** Fring® Footrest  
*Only available on (B0)*

### Casters/Glides

- C1** Hard Floor Casters \$0
- C2** Glides \$0
- C3** Hard Floor Brake/In \$185
- C4** Hard Floor Brake/Out \$60
- C5** Single Wheel Industrial  
*Hard floor*

### Bases

- B0** 26" Black \$0
- B3** 26" Spider Ring w/ Glides  
*Special shipping required*
- B6** 26" Polished Aluminum \$140
- B9** 28" Chrome \$160
- B12** 28" Black \$110
- B20** 25" Spider Ring w/Glides  
*Special shipping required*

### Chair Cylinders

- L1** 3" Cylinder \$0
- L2** 4" Cylinder \$0
- L3** 5" Cylinder \$0

### Stool Cylinders

- L4** 8" Cylinder \$0
- L5** 10" Cylinder \$0
- L7** 7" Cylinder \$0

### Footrings for stool cylinders only

- R1** 18" Black Plastic \$60
- R2** 20" Chrome \$80

### NeXtep® for stool cylinders only

- R8** 8" w/Casters \$185
- R10** 10" w/Casters \$185
- R18** 8"/10" w/Casters \$295
- RW8** Wide 8" w/Casters \$295
- RW10** Wide 10" w/Casters \$295

Also available w/glides.

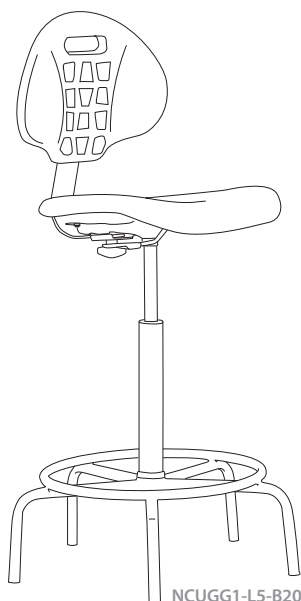
For additional stool options see page 67.



5 day Quick Ship



Popular Model



## NCUGG1

QS Urethane \$360

Chair (H x W x D)	38 x 26 x 26
Box (L x W x H)	28 x 26 x 24
Chair Weight	22 lbs
Shipping Weight	32 lbs
Seat Width	18
Seat Height	15 - 20
Seat Depth	16.5 - 19
Seat Angle	R 9°
Back Width	16.25
Back Height	14.5 - 18
Back Angle	95° - 100°
Lumbar Range	NA
Base Diameter	26

All measurements shown are in inches.

## Features

- 3 active adjustments
- Concave low back
- Contoured, waterfall seat
- Textured urethane seat & back
- Wide variety of stool packages
- Urethane is resilient to harsh environments

## Standard Features

- C1** Hard Floor Casters  
**B0** 26" Black Base  
**L3** 5" Cylinder

## How to Specify

## Series Code

NCU Geo™

NCU

## Back

**G** Geo Urethane  
 (12.5h x 16.25w)

G

## Seat

**G** Geo Urethane  
 (18w x 17.5d)

G

## Mech

**1** Basic

1

Add option code after model NCUGG1-\_\_-\_\_-\_\_

## General

<b>CR</b> Cleanroom to Class 100	\$70
<b>F</b> Fring® Footrest <i>Only available on (B0)</i>	\$50

## Casters/Glides

<b>C1</b> Hard Floor Casters	\$0
<b>C2</b> Glides	\$0
<b>C3</b> Hard Floor Brake/In	\$185
<b>C4</b> Hard Floor Brake/Out	\$60

## Bases

<b>B0</b> 26" Black	\$0
<b>B6</b> 26" Polished Aluminum	\$140
<b>B9</b> 28" Chrome	\$160
<b>B12</b> 28" Black	\$110
<b>B20</b> 25" Spider Ring w/Glides <i>Special shipping required</i>	\$145
<b>B3</b> 26" Spider Ring w/Glides <i>Special shipping required</i>	\$145

## Chair Cylinders

<b>L1</b> 3" Cylinder	\$0
<b>L2</b> 4" Cylinder	\$0
<b>L3</b> 5" Cylinder	\$0

## Stool Cylinders

<b>L4</b> 8" Cylinder	\$55
<b>L5</b> 10" Cylinder	\$55
<b>L7</b> 7" Cylinder	\$55

## Footrings for stool cylinders only




<b>R1</b> 18" Black Plastic	\$60
<b>R2</b> 20" Chrome	\$80

## NeXtep® for stool cylinders only

<b>R8</b> 8" w/Casters	\$185
<b>R10</b> 10" w/Casters	\$185
<b>R18</b> 8"/10" w/Casters	\$295
<b>RW8</b> Wide 8" w/Casters	\$295
<b>RW10</b> Wide 10" w/Casters	\$295

Also available w/glides.

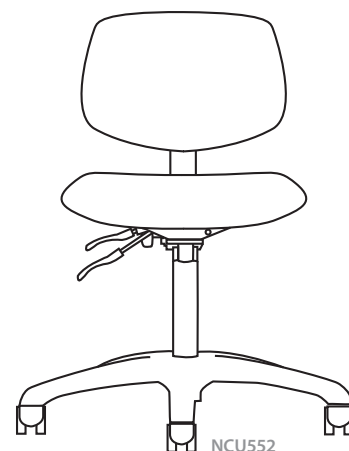
For additional stool options see page 67.

Basic	Standard	Deluxe-tilt
		
<b>NCU551</b>	<b>NCU552</b>	<b>NCU553</b>
\$470	\$530	\$560

Urethane **QS**

32 x 26 x 26	32 x 26 x 26	32 x 26 x 26	Chair (H x W x D)
28 x 26 x 24	28 x 26 x 24	28 x 26 x 24	Box (L x W x H)
41 lbs	41 lbs	41 lbs	Chair Weight
51 lbs	51 lbs	51 lbs	Shipping Weight
19	19	19	Seat Width
15 – 20	15 – 20	15 – 20	Seat Height
17.5 – 20	18	18	Seat Depth
R5°	R5°	F7° – R4°	Seat Angle
17	17	17	Back Width
16.25	14.5 – 18.5	14.5 – 18.5	Back Height
103°	90° – 120°	105° – 136°	Back Angle
16 – 20	16 – 20	16 – 20	Lumbar Range
26	26	26	Base Diameter

All measurements shown are in inches.



NCU552

## Features

- Passive weight dispersion design
- Urethane is resilient to harsh environments

## Standard Features

- C1** Hard Floor Casters
- B22** 22" Black Base
- L3** 5" Cylinder

## How to Specify

### Series Code

**NCU** Graphite™

**NCU**

### Back

**5** Flat Urethane  
(12h x 17w)

**5**

### Seat

**5** Flat Urethane  
(19w x 18d)

**5**

### Select a Mech

- 1** Basic
- 2** Standard
- 3** Deluxe-tilt

**2**

Industrial/Healthcare

Add option code after model NCU552-\_\_-\_\_-\_\_

### General

<b>CR</b> Cleanroom to Class 100	\$70
<b>F</b> Fring® Footrest <i>Only available on (B0)</i>	\$50
<b>HD</b> Heavy Duty	\$100

### Casters/Glides

<b>C1</b> Hard Floor Casters	\$0
<b>C2</b> Glides	\$0
<b>C3</b> Hard Floor Brake/In	\$185
<b>C4</b> Hard Floor Brake/Out	\$60

### Bases

<b>B0</b> 26" Black	\$0
<b>B6</b> 26" Polished Aluminum	\$140
<b>B9</b> 28" Chrome	\$160
<b>B12</b> 28" Black	\$110
<b>B20</b> 25" Spider Ring w/Glides <i>Special shipping required</i>	\$145
<b>B3</b> 26" Spider Ring w/Glides <i>Special shipping required</i>	\$145

### Chair Cylinders

<b>L1</b> 3" Cylinder	\$0
<b>L2</b> 4" Cylinder	\$0
<b>L3</b> 5" Cylinder	\$0

### Stool Cylinders

<b>L4</b> 8" Cylinder	\$55
<b>L5</b> 10" Cylinder	\$55
<b>L7</b> 7" Cylinder	\$55

### Arms

<b>A0</b> 4" Adjustable	\$140
<b>A2</b> T Arms	\$90
<b>A3</b> 3" Adjustable	\$90
<b>A5</b> Friction Tracker	\$475
<b>A6</b> 4" Adjustable Extended Height	\$190
<b>A8</b> Friction Tracker Extended Height	\$525

### Footrings for stool cylinders only

<b>R1</b> 18" Black Plastic	\$60
<b>R2</b> 20" Chrome	\$80

### NeXtep® for stool cylinders only

<b>R8</b> 8" w/Casters	\$185
<b>R10</b> 10" w/Casters	\$185
<b>R18</b> 8"/10" w/Casters	\$295
<b>RW8</b> Wide 8" w/Casters	\$295
<b>RW10</b> Wide 10" w/Casters	\$295

Also available w/glides.

For additional stool options see page 67.











5 day Quick Ship



Popular Model

# Stratus™ Upholstered

	Basic				Ring	Tilt		
								
	<b>NBF014</b>	<b>NBF024</b>	<b>NBF034</b>	<b>NBF074</b>	<b>NBF075</b>	<b>NBF016</b>	<b>NBF026</b>	<b>NBF036</b>
Grade C	\$280	\$300	\$330	\$250	\$280	\$380	\$400	\$430
Grade 1	\$290	\$310	\$340	\$260	\$290	\$390	\$410	\$440
OS Grade 2	\$340	\$360	\$390	\$310	\$340	\$440	\$460	\$490

Chair (H x W x D)	15.5 x 22 x 22	15.5 x 22 x 22	15.5 x 22 x 22	16 x 22 x 22	16 x 22 x 22	15.5 x 22 x 22	15.5 x 22 x 22	15.5 x 22 x 22
Box (L x W x H)	25 x 25 x 11	25 x 25 x 11	25 x 25 x 11	25 x 25 x 11	25 x 25 x 11	25 x 25 x 11	25 x 25 x 11	25 x 25 x 11
Chair Weight	16 lbs	18 lbs	18 lbs	14 lbs	14 lbs	16 lbs	18 lbs	18 lbs
Shipping Weight	26 lbs	28 lbs	28 lbs	24 lbs	24 lbs	26 lbs	28 lbs	28 lbs
Seat Width	19	20	23	16	16	19	20	23
Seat Height	15.5 – 20.5	15.5 – 20.5	15.5 – 20.5	16 – 21	16 – 21	15.5 – 20.5	16 – 21	15.5 – 20.5
Seat Depth	18	19	20	16	16	18	19	20
Seat Angle	R3°	R3°	R3°	NA	NA	F5° – R17.5°	F4° – R17°	F4° – R17°
Base Diameter	22	22	22	22	22	22	22	22
COM Yardage	1 yd	1 yd	1 yd	1 yd	1 yd	1 yd	1 yd	1 yd

All measurements shown are in inches.

## Features

- Passive weight dispersion design
- Generous foam for optimal comfort

## Standard Features

- C1** Hard Floor Casters
- B22** 22" Black Base
- L3** 5" Cylinder

## How to Specify

### Series Code

**NBF** Stratus™ Upholstered

### Back

**0** Backless

### Select a Seat

- 1** Small Seat (19w x 18d)
- 2** Medium Seat (20w x 19d)
- 3** Large Seat (23w x 20d)
- 7** Round (16w x 16d)

### Select a Mech

- 4** Basic
- 5** Ring  
*Only available on (7) seat*
- 6** Tilt  
*Not available on (7) seat*

**NBF**

**0**

**2**

**6**

Add option code after model NBF026-\_\_-\_\_-\_\_

### General

- CR** Cleanroom to Class 100 \$120
- E** ESD \$290  
*For availability contact cs@np-us.com*
- F** Fring® Footrest \$50  
*Only available on (B0)*

### Casters/Glides

- C1** Hard Floor Casters \$0
- C2** Glides \$0
- C3** Hard Floor Brake/In \$185
- C4** Hard Floor Brake/Out \$60
- C5** Single Wheel Industrial \$60  
*Hard floor*

### Bases

- B0** 26" Black \$0
- B3** 26" Spider Ring w/Glides \$145  
*Special shipping required*
- B6** 26" Polished Aluminum \$140
- B9** 28" Chrome \$160
- B10** 18" Tool Tray \$185
- B12** 28" Black \$110
- B20** 25" Spider Ring w/Glides \$145  
*Special shipping required*
- B22** 22" Black \$0

### Chair Cylinders

- L1** 3" Cylinder \$0
- L2** 4" Cylinder \$0
- L3** 5" Cylinder \$0

### Stool Cylinders

- L4** 8" Cylinder \$55
- L5** 10" Cylinder \$55
- L7** 7" Cylinder \$55

### Footrings for stool cylinders only










- R1** 18" Black Plastic \$60
- R2** 20" Chrome \$80

### NeXtep® for stool cylinders only

- R8** 8" w/Casters \$185
- R10** 10" w/Casters \$185
- R18** 8"/10" w/Casters \$295
- RWB** Wide 8" w/Casters \$295
- RW10** Wide 10" w/Casters \$295

Also available w/glides.

For additional stool options see page 67.

Basic				Ring		Tilt		
								
<b>NBU044</b>	<b>NBU054</b>	<b>NBU084</b>	<b>NBU094</b>	<b>NBU045</b>	<b>NBU095</b>	<b>NBU056</b>	<b>NBU086</b>	<b>NBU096</b>
\$200	\$320	\$350	\$250	\$230	\$280	\$420	\$450	\$350

Urethane **QS**

14 x 22 x 22	15 x 22 x 22	15 x 22 x 22	14 x 22 x 22	14 x 22 x 22	14 x 22 x 22	15 x 22 x 22	15 x 22 x 22	14 x 22 x 22	Chair (H x W x D)
25 x 25 x 11	25 x 25 x 11	25 x 25 x 11	25 x 25 x 11	25 x 25 x 11	25 x 25 x 11	25 x 25 x 11	25 x 25 x 11	25 x 25 x 11	Box (L x W x H)
17 lbs	28 lbs	22 lbs	16 lbs	17 lbs	16 lbs	28 lbs	22 lbs	16 lbs	Chair Weight
27 lbs	38 lbs	32 lbs	26 lbs	27 lbs	26 lbs	38 lbs	32 lbs	26 lbs	Shipping Weight
14	19	19	13	14	13	19	19	13	Seat Width
14 – 19	15 – 20	15 – 20	13 – 18	14 – 19	14 – 19	15 – 20	15 – 20	14 – 19	Seat Height
14	18	13.5	8.5	14	8.5	18	13.5	8.5	Seat Depth
R0°	R7°	R2.5°	R4°	R0°	R4°	F2° – R14°	F2.5° – R10°	F4° – R9°	Seat Angle
22	22	22	22	22	22	22	22	22	Base Diameter
NA	NA	NA	NA	NA	NA	NA	NA	NA	COM Yardage

All measurements shown are in inches.

## Features

- Passive weight dispersion design
- Urethane is resilient to harsh environments

## Standard Features

- C1** Hard Floor Casters  
**B22** 22" Black Base  
**L3** 5" Cylinder

## How to Specify

### Series Code

**NBU** Stratus™ Urethane

### Back

**0** Backless

### Select a Seat

- 4** Round (14w x 14d)  
**5** Flat (19w x 18d)  
**8** Tractor (19w x 13.5d)  
**9** Prop (13w x 8.5d)

### Select a Mech

- 4** Basic  
**5** Ring Not available on (5) & (8) seat  
**6** Tilt Not available on (4) seat

**NBU**

**0**

**8**

**4**

Add option code after model NBU084- \_ - \_ -

### General

<b>CR</b> Cleanroom to Class 100	\$70
<b>F</b> Fring® Footrest <i>Only available on (B0)</i>	\$50

### Casters/Glides

<b>C1</b> Hard Floor Casters	\$0
<b>C2</b> Glides	\$0
<b>C3</b> Hard Floor Brake/In	\$185
<b>C4</b> Hard Floor Brake/Out	\$60
<b>C5</b> Single Wheel Industrial <i>Hard floor</i>	\$60

### Bases

<b>B0</b> 26" Black	\$0
<b>B3</b> 26" Spider Ring w/Glides <i>Special shipping required</i>	\$145
<b>B6</b> 26" Polished Aluminum	\$140
<b>B9</b> 28" Chrome	\$160
<b>B10</b> 18" Tool Tray	\$185
<b>B12</b> 28" Black	\$110
<b>B20</b> 25" Spider Ring w/Glides <i>Special shipping required</i>	\$145
<b>B22</b> 22" Black	\$0

### Chair Cylinders

<b>L1</b> 3" Cylinder	\$0
<b>L2</b> 4" Cylinder	\$0
<b>L3</b> 5" Cylinder	\$0

### Stool Cylinders

<b>L4</b> 8" Cylinder	\$55
<b>L5</b> 10" Cylinder	\$55
<b>L7</b> 7" Cylinder	\$55

### Footrings for stool cylinders only

<b>R1</b> 18" Black Plastic	\$60
<b>R2</b> 20" Chrome	\$80

### NeXtep® for stool cylinders only

<b>R8</b> 8" w/Casters	\$185
<b>R10</b> 10" w/Casters	\$185
<b>R18</b> 8"/10" w/Casters	\$295
<b>RW8</b> Wide 8" w/Casters	\$295
<b>RW10</b> Wide 10" w/Casters	\$295

Also available w/glides.

For additional stool options see page 67.



5 day Quick Ship



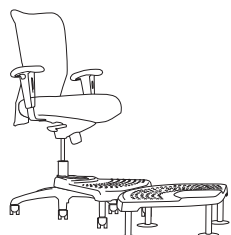
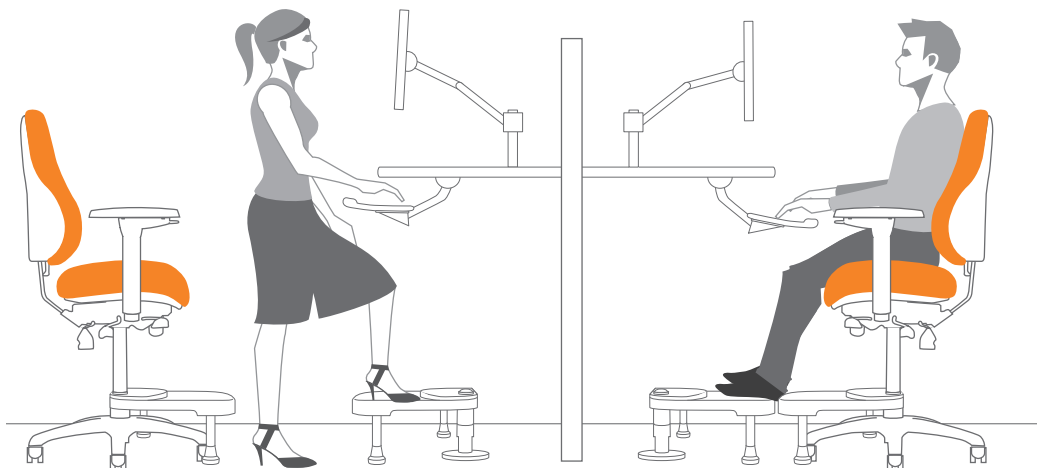
Popular Model

# N·tune® Seating System

## Start of a Revolution

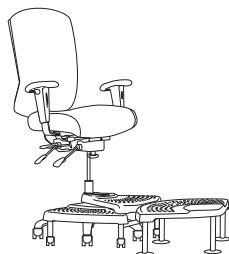
N·tune®, developed by Certified Professional Ergonomists, is all about raising desk heights from 29" to 40" and then raising the chair to stool height, allowing users to easily transition between sitting and standing throughout the workday. Not only does this help alleviate the pains of a sedentary workday, the overall health benefits it provides are immense as well.

By standing for just 2 hours more than normal throughout an average workday, you can burn an extra 280 calories, translating into improvements in BMI, cholesterol, blood pressure levels and many other positive health outcomes.



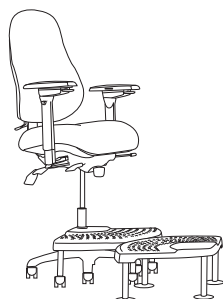
### N·tune® Setup — Good

- U4ia® with up to 13 adjustable features
- Single platform, depth adjustable 10" NeXtep®
- N-position™ with 10" platform for sitting
- N-position™ supports up to 400 lbs



### N·tune® Setup — Better

- Cozi® with up to 13 adjustable features
- Dual platform, depth adjustable 8"/10" NeXtep® combo
- N-position™ with 10" platform for sitting
- N-position™ supports up to 400 lbs



### N·tune® Setup — Best

- 8000 Series with up to 15 adjustable features
- Safe & easy entering & exiting with Wide 10" NeXtep®
- N-position™ with 10" platform for sitting
- N-position™ supports up to 400 lbs

## NeXtep®

### Only available on Neutral Posture stools

- Adjustable depth (13", 15" & 17") from cylinder
- Wide platform for comfortable & ergonomic positioning of the feet & leg support
- Strong, stable step for entering & exiting the stool
- Supports up to 400 lbs



R8

R18

	w/Glides		w/Locking Casters	
8"	R7	\$135	R8	\$185
10"	R9	\$135	R10	\$185
12"	R11	\$135	R12	\$185
8"/10" Combo	R17	\$235	R18	\$295
10"/12" Combo	R21	\$235	R22	\$295
Wide 8" Platform	RW7	\$235	RW8	\$295
Wide 10" Platform	RW9	\$235	RW10	\$295

Neutral Posture cannot confirm that the Nextep will work with other stools nor can we warranty them on non Neutral Posture stools. Additionally, installation of the Nextep on non Neutral Posture stools could void stool manufacturer's warranty.

Please Note – The Nextep should only be used on stools that meet the current BIFMA tip test standards which were put in place in 2013.

## N-position™

- Wide platform for comfortable & ergonomic positioning of the feet & leg support
- Top surface provides extra surface area (10" above ground) to support legs while sitting
- Supports up to 400 lbs

**F8** (8" Platform) \$395

**F10** (10" Platform) \$395

## Footrings/Footrests

### 18" Black Plastic Footring

- Flat surface
- Height adjustable

**R1** \$60

### 20" Chrome Footring

- Height adjustable
- Twist/spin tightening

**R2** \$80

### Fring® w/Base

- Raised massage bumps provide a gentle rub to shoeless feet
- Aids shorter workers with a slightly higher "floor"

**FRF** \$175

### Adjustable Footrest

- Easy adjustment, folding support legs provide platform
- Tilt angles of 6°, 12°, 16° & 25°
- Provides support for the 5th percentile female
- Footrest surface covered by anti-fatigue rubber mat

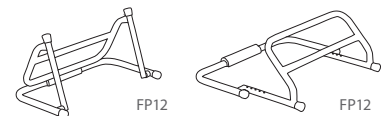
**FR16** \$175

### Standing Desk Footrest

- Dual-depth, dual-height footrills
- Multiple depth settings
- Chromed steel

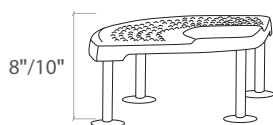
**FC12** \$310

**FP12** \$385

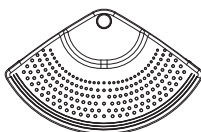


FP12

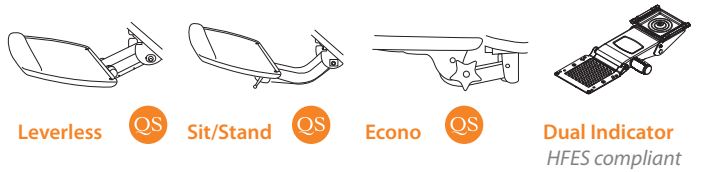
FP12



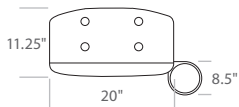
8"/10"



# Keyboard Trays/Arms



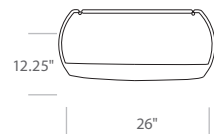
	A	C	E	U
Code	A	C	E	U
Leverless Height	✓	✓	NA	NA
Height	-6" – 2.5"	-6" – 8"	-5.25" – 0"	-6.5" – 2.38"
Tilt	-15° – 0°	-15° – 0°	-15° – 15°	-20° – 10°
Spring Assist	✓	✓	✓	✓
360° Rear Swivel	✓	✓	✓	✓
Track Length	23"	21"	18"	19"
Option (S) Short Track	18"	18"	NA	NA
Glide Track	✓	✓	✓	✓
List	\$210	\$230	\$160	\$245



11 QS

- Straights, corners & natural keyboards
- Anti-skid neoprene pads hold keyboard securely in place

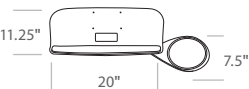
\$155



43 — SofTouch™

- Straight
- Urethane over steel plate
- Includes mouse surface

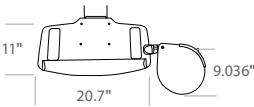
\$230



86 — elementAl®

- Straights, corners and natural keyboards
- Made from strong 100% recycled aluminum
- Polished surface

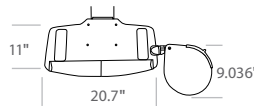
\$295



52 QS

- Straight
- 20" "green" tray
- Height adjustable tilt & swivel mouse
- Gel filled palm rest

\$325



21

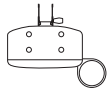
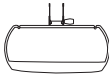
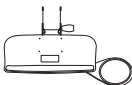
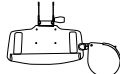
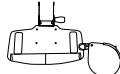
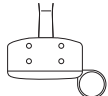

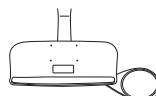
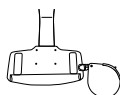
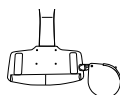
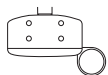
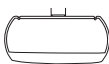
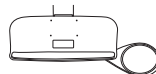
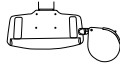
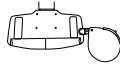
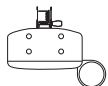
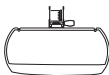
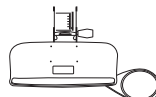
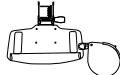
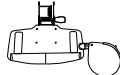
- Straight
- 20" phenolic tray
- Height adjustable tilt & swivel mouse
- Gel filled palm rest

\$325

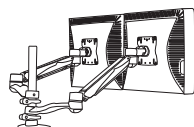


# Keyboard Trays/Arms

## Easy Combos

11	43 – SofTouch™	86 – elementAI®	52	21	
					Leverless (A)
<b>Easy A11</b> \$365	<b>Easy A43</b> \$440	<b>Easy A86</b> \$505	<b>Easy A52</b> \$535	<b>Easy A21</b> \$535	
					Sit/Stand (C)
<b>Easy C11</b> \$385	<b>Easy C43</b> \$460	<b>Easy C86</b> \$525	<b>Easy C52</b> \$555	<b>Easy C21</b> \$555	
					Econo (E)
<b>Easy E11</b> \$315	<b>Easy E43</b> \$390	<b>Easy E86</b> \$455	<b>Easy E52</b> \$485	<b>Easy E21</b> \$485	
					Dual Indicator (U)
<b>Easy U11</b> \$400	<b>Easy U43</b> \$475	<b>Easy U86</b> \$540	<b>Easy U52</b> \$570	<b>Easy U21</b> \$570	

# Workplace Accessories



## Monitor Arms

### Boost™ Monitor Arm

- Yields 13" of vertical movement & 24" of extension
- Supports monitors weighing up to 20 lbs
- Effortlessly position two monitors at the same height on a single post
- Easily attach two arms on a single post without additional brackets
- Install three or more arms with an optional cross bar
- Convenient keyhole slots to effortlessly install monitor onto mounting plate
- Panel, slat wall & desk mounting options

**Note:** For multi-screen solutions, contact [cs@np-us.com](mailto:cs@np-us.com)

### Single Arm

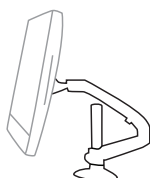
<b>QS</b> KCG-110B	Black	\$455
KCG-110S	Silver	\$455

### Double Arm

KCG-110DB	Black	\$899
KCG-110DS	Silver	\$899

### Wall Mount

KCG-WMB	Black	\$525
KCG-WMS	Silver	\$525



### Freedom Arm

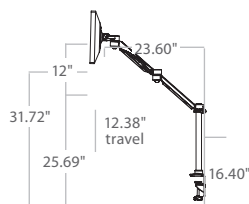
- Includes: vesa plate aluminum articulating arm & desk clamp base
- Tilt: Up 90°, Down 45°
- Pan: 180°
- Rotation: 360°
- Offers 14" of dynamic one-touch height adjustment
- Full extension range of 23.4"

918001	Silver	\$495
--------	--------	-------

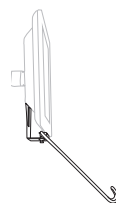
### Sit/Stand Monitor Arm

- Sturdy aluminum construction with vesa compatibility
- Width & depth adjustable fasteners
- Convenient pull handle

KCG-SSB	Black	\$575
KCG-SSS	Silver	\$575



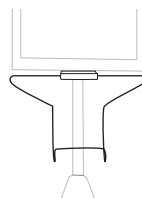
## Monitor Arm Attachments



### Document Holder (Attachment Only)

- Ergonomically correct viewing position of documents for computer users
- Easy adjustment to ensure a comfortable viewing angle
- Helps keep work surface clear
- Stores out of the way when not in use

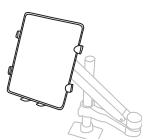
160236	Black	\$185
160237	Silver	



### iPad Holder (Attachment Only)

- High quality steel construction
- Neoprene padding for snug iPad fit
- Inset & concealed bolts create seamless finish on face plate

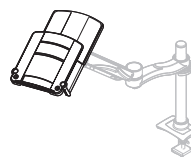
160234	Black	\$175
160235	Silver	\$175



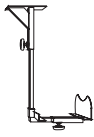
### Laptop Holder (Attachment Only)

- Sturdy aluminum construction with vesa compatibility
- Width & depth adjustable fasteners
- Convenient pull handle

160231	Black	\$195
160233	Silver	\$195



## CPU Holders




### CPU Holder

- Mounts easily under work surface storing CPU safely under desk & off the floor
- Adjusts to either a vertical or horizontal position
- Adjustable width of 5.5" – 9.8" & height of 15.5" – 20"

VCPUF

\$175



### CPU Holder w/Strap

- CPU retracts on a 17" track & swivels to allow full accessibility & easy storage
- Accommodates CPU weighing up to 75 lbs & measuring 64" in perimeter
- Installation is quick & easy as straps adjust & fasten with buckles
- Soft touch anti-slip pads

VCPU

\$195



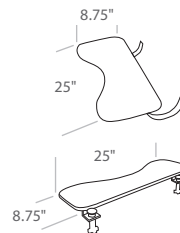
### StandUp®

- Retrofits between most existing keyboard trays & keyboard arms
- Mounts directly to work surface without keyboard arm
- Additional 2" – 11" of height adjustment
- Infinite range positioning
- \$50 discount when ordered with any Easy Combo



SUP04

\$420



### Forearm Supports

- Alleviates shoulder, neck & body burden
- Promotes good posture & ergonomic sitting
- Lightweight & portable



#### Model 1

#### Model 2

160241 \$240	160243 \$240	w/Hooks w/Screws
160242 \$240	160244 \$240	

**Patent Information**

Neutral Posture® Chair	U.S. Patent #4,552,404
AbStool®	U.S. Patent #6,877,812
	U.S. Patent #7,104,606
360° Adjustable Arms	U.S. Patent #6,296,312
Adjustment Guide	U.S. Patent #D458,777
Balance™	U.S. Patent #D541,061
ElementAI®	U.S. Patent #D588,145
Fring® Footrest	U.S. Patent #6,142,571
	U.S. Patent #6,607,246
Inflatable Lumbar	U.S. Patent #6,220,663
	U.S. Patent #6,290,295
Keyboard Tray	U.S. Patent #D463,441
NeXtep®	U.S. Patent #7,036,886
N-Position™	U.S. Patent #D557,513
StandUp®	U.S. Patent #7,048,236
Cover for a	
Seating Device	U.S. Patent #D647,353
Other Patents Pending	

**Certification**

Independent tests show that all NP chairs meet or exceed current ANSI/HFES 100-2007, ANSI/BIFMA and California 117 certification standards. Certain NP products meet California Technical Bulletin 133 and Task Intensive certification standards. All cylinders are rated Class 4 or better by UNI standards.

**Design**

NP reserves the right to make changes and improvements in design and materials and to discontinue parts and components at the discretion of NP.

**Women's Business Enterprise (WBE)**

This certification is administered by the Women's Business Enterprise National Council (WBENC) and is used by most large corporations to qualify potential vendors as credible diversity suppliers.

wbenc.org

**Woman Owned Small Business (WOSB)**

The SBA's WOSB Federal Contract Program provides greater access to federal contracting opportunities for WOSBs. The Program allows contracting officers to set aside specific contracts for certified WOSBs and helps federal agencies achieve the existing statutory goal of five percent of federal contracting dollars being awarded to WOSBs. NP is certified as a WOSB by WBENC.

**Historically Underutilized Business (HUB)**

The Texas Historically Underutilized Business (HUB) program encourages the use of HUBs in state procurement and provides information to minority and woman-owned businesses on the state's procurement process.

**ANSI/BIFMA**

NP is a member of the Business and Institutional Furniture Manufacturer's Association (BIFMA). Tests developed by BIFMA and approved by the American National Standards Institute (ANSI) determine the strength and durability of seating in its everyday use. Although this testing does not serve as a warranty or guarantee, NP standard products within this price list meet or exceed applicable ANSI/BIFMA X5.1-2011, BIFMA G1-2001 and ANSI/HFES 100-2007 standards. Combinations of options added on to the standard products may not meet ANSI/BIFMA standards. Those combinations which do not meet ANSI/BIFMA standards are not available on GSA. For more information, contact Sales Support at cs@np-us.com.

**GREENGUARD® Certified**

All NP products are certified by GREENGUARD® for indoor air quality.

**Custom Logos**

Neutral Posture can include your company, university, mascot, etc. as a custom logo in embroidery on most fabrics or in Cloud 9™ selections. Contact cs@np-us.com for details and cost.

**Cleanroom to Class 100**

Independent testing according to Federal STD 209E (correlates to ISO-14644C Class 5) confirms NP Cleanroom seating meets or exceeds Class 100 requirements. NP Cleanroom models are designed to prevent particulates in Cleanroom environments. In addition to top-quality vinyl upholstery, a HEPA filtration system in seat and backrest prevent particulate release.

**Available Chairs:**

Big & Tall	\$120
Cozi®	\$120
N-dure™	\$120
NPS5500-D1	\$120
NPS5600-D1	\$120
AbChair® (Urethane)	\$120
Adapta™	\$120
Stratus™ Upholstered	\$120
Stratus™ Urethane	\$70
Graphite™	\$70
Geo™	\$70

**Up Charge (List):**

**CAL 133**

Almost every model in the NP family of seating products meets the specifications for California Technical Bulletin 117, the industry standard for upholstered furniture. Additionally, NP chairs can be upgraded to meet the more stringent, California Technical Bulletin 133 standard, which is required by the California Bureau of Home Furnishings and Thermal Insulation for contract seating used in public facilities.

**Standard CAL 133 Models and Options**

Fabric/Vinyl      \$265 Up Charge (List)  
Leather              Contact cs@np-us.com

Available Chairs	Options	Exceptions
5000 Series	All	Inflatable Lumbar
6000 Series	All	Inflatable Lumbar No Pillow Top All Headrests
8000 Series	All	Inflatable Lumbar All Headrests
Big & Tall	All	Inflatable Lumbar Arm Shroud Pillow Top All Headrests
AbChair®	All	Urethane AbRest™ Cleanroom
Cozi®	All	
Dice™	All	Arms
N-dure™	All	
Right Chair®	All	
U4ia®	All	

NP can also utilize COM for the CAL 133 upgrade if the material is an inherently flame retardant (FR) material, like Trevira® or Avora®. For large orders and corporate standards programs, NP can also facilitate a lab-supervised burn test for each chair/upholstery combination. These tests will be negotiated and supervised through NP's Engineering Department.

All models that comply with CAL 133 will be labeled accordingly on both the packing slip and the serial number description tag. Additionally, they will contain a label with the following notice:

Notice: This chair is manufactured in compliance with California Technical Bulletin 133 and meets the flammability requirements of the California Bureau of Home Furnishings.

**ElectroStatic Discharge (ESD) Seating**

NP ESD models are tested to meet the requirements of today's ESD environment with conductive components and fabrics (1% carbon fiber with surface resistivity no greater than 1.3 x 10<sup>6</sup> ohms/sq. cm when test in accordance with ANSI/ESD STM12.1-2006). ESD chairs are an integral part of an effective ESD system that includes a conductive floor or mat to complete conductive path.

**Upholstery:**

- Conductive cloth or vinyl

**Options:**

- 20" Footring
- Upholstered Back Outer
- 4" Height Adjustable Arms
- T Arms
- Drag Chain

**Features:**

- Polished Aluminum Base

Available Chairs:	Up Charge (List):
5000 Series	\$290
6000 Series	\$290
8000 Series	\$290
AbChair®	\$290
Adapta™	\$290
Big & Tall	\$290
Cozi®	\$290
Cozi® Stool	\$290
N-dure™	\$290
Stratus™ Upholstered	\$290
XSM™ – Extra Small	\$290

Up charge added to graded price. Many other options and features available at an added charge. Please refer to page 74 for pricing.

# ESD Order Form

Client \_\_\_\_\_

Contact Name \_\_\_\_\_

Phone Number \_\_\_\_\_

Fax Number \_\_\_\_\_

Email Address \_\_\_\_\_

City \_\_\_\_\_

State \_\_\_\_\_ Zip \_\_\_\_\_

Purchase Order Number \_\_\_\_\_

Quantity \_\_\_\_\_

Model # \_\_\_\_\_ List Price \_\_\_\_\_

Send completed form with order to:

Neutral Posture, Inc.  
3904 N. Texas Avenue  
Bryan, TX 77803  
979.778.0502 (Option 2)  
800.446.3746  
979.778.0408 FAX  
E-mail: oe@np-us.com

## Available Chairs

- 5000 Series
- 6000 Series
- 8000 Series
- AbChair®
- Adapta™
- Big & Tall
- Cozi®
- Cozi® Stool
- N-dure™
- Stratus™ Upholstered
- XSM™ – Extra Small

## ESD Option – Per Chair

## Up Charge

### Standard ESD Package (E)

**\$290**

- Upgrade to ESD fabric or vinyl
- Convert to equivalent ESD cylinder
- Convert to aluminum base
- Convert to equivalent ESD casters or glides

### Select Additional ESD Options

- |                          |  |       |
|--------------------------|--|-------|
| <input type="checkbox"/> | Add conductivity to Upholstered Back Outer (U)<br><i>Only available on Neutral Posture® Series</i> | \$20  |
| <input type="checkbox"/> | Add upholstered pads with conductivity to 4" Adjustable Arms                                       | \$115 |
| <input type="checkbox"/> | Add conductivity to 20" Chrome Footring (R2)   | \$20  |
| <input type="checkbox"/> | Drag chain<br><i>Includes chain and conductivity</i>   | \$30  |

Total ESD up charge per chair \$ \_\_\_\_\_

# Customer's Own Material (COM) Form

Dealer Name \_\_\_\_\_  
Contact Name \_\_\_\_\_  
Address \_\_\_\_\_  
City \_\_\_\_\_ State \_\_\_\_\_ Zip \_\_\_\_\_  
Phone Number \_\_\_\_\_  
Fax Number \_\_\_\_\_  
Email Address \_\_\_\_\_  
Client Name \_\_\_\_\_

Fabric Source (Mill) \_\_\_\_\_  
Fabric Pattern Name \_\_\_\_\_  
Fabric Patter Number \_\_\_\_\_  
Fabric Color \_\_\_\_\_  
Backer Type (if any) \_\_\_\_\_

## Fabric Orientation

Attach a fabric sample with the correct orientation

TOP

BOTTOM

Send completed form and sample yardage to:

Neutral Posture, Inc.  
Attention: COM Department  
3904 N. Texas Avenue  
Bryan, Texas 77803  
(979) 778-0502 or  
com@np-us.com

We will make sure material is sent to the correct plant(s) for testing.

Preferred memo sample size is 12" x 12". Additional yardage may be required for testing.

Please make sure fabric has been approved for CAL117 flammability testing. Most industry fabrics have been tested and approved. NP may not use a fabric that has not been approved for CAL117.

NP will notify you of test results.

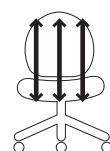
Contact COM Department for pricing/grading. COM yardage may vary, depending on repeat pattern. COM not covered under warranty.

All COM subject to NP testing and approval.

COM form must accompany fabric.

If fabric is a stripe please select the correct orientation:

☐ Horizontal ☐ Vertical



Is there a desired top?

Yes \_\_\_\_\_ No \_\_\_\_\_

If so please specify.

## GSA Contract# GS-27F-0014Y Details

- 1a. Special Item Numbers Awarded:**  
 SIN 711-18 Multipurpose seating  
 SIN 711-19 Stacking chairs and dollies  
 SIN 711-95 Installation services  
 SIN 711-2 Work surfaces, work stations, computer furniture and accessories  
 SIN 71-1 Packaged office  
 SIN 71-205 Chairs-Dining Room, Desk, Side, Period Style and Bar Stools
- 1b. Lowest Priced Item:**  
 SIN 711-18 NCUGG1 Urethane - \$151.20  
 SIN 711-19 DCE215 Grade 1 - \$126.00  
 SIN 711-95 Not applicable  
 SIN 711-2 Call corporate office  
 SIN 71-1 Call corporate office  
 SIN 71-205 ONGO - \$336.00
- 2. Maximum Order:**  
 SIN 711-18 \$200,000.00  
 SIN 711-19 \$200,000.00  
 SIN 711-95 \$500.00  
 SIN 711-2 \$200,000.00  
 SIN 71-1 \$5,000,000.00  
 SIN 71-205 \$1,000,000
- 3. Minimum Order:**  
 All SINs \$50.00
- 4. Geographic Coverage:**  
 CONUS & OCONUS
- 5. Point of Production:**  
 3904 N. Texas Avenue, Bryan, Brazos County, Texas, USA
- 6. Discount from List Price:**  
 Discount from list price 58%
- 7. Quantity Discounts:**  
 No discount tiers have been negotiated.
- 8. Prompt Payment Terms:**  
 Net 30 Days
- 9. Government Purchase Cards Accepted:**  
 Visa/Master Card
- 10. Foreign Item:**  
 None
- 11a. Time of Delivery:**  
 5 – 90 days after receipt of order; average delivery is 15 days
- 11b. Expedited Delivery:**  
 Items available for expedited delivery are noted in this price list. QS fabrics and colors available under the "Quick Ship" program are limited.
- 11c. Overnight and 2-day Delivery:**  
 Available with an up charge — Contact corporate office
- 12. F.O.B. Points:**  
 Destination/CONUS, within the 48 contiguous states and the District of Columbia. Port of embarkation for delivery to Alaska, Hawaii, Puerto Rico, the Virgin Islands and U.S. Government installations overseas.
- 13. Ordering Address:**  
 Neutral Posture, Inc.  
 attn: Order Entry/ \* or dealer  
 3904 North Texas Avenue  
 Bryan, TX 77803  
 979.778.0502  
 800.446.3746  
 fax 979.778.0408  
 oe@np-us.com  
 \* Authorized Dealers should be cited on order
- 14. Payment Address:**  
 Neutral Posture, Inc.  
 3904 N. Texas Avenue  
 Bryan, TX 77803
- Warranty Provision:**  
 Shown on page three (3) NP warrants to the original customer that the products it manufactures are free of defects in craftsmanship and materials found during normal usage in the warranty period. With prompt written notice, Neutral Posture shall repair or replace, at its option and cost, any products that fail to conform to the warranty with exception of items listed below.
- This warranty does not apply to:
- Damage caused by a carrier
  - Normal wear and tear
  - Defects caused by improper installation
  - COM or other third party materials applied to the products
  - Products subjected to improper use and conditions
  - Damage resulting from misuse, negligence, accident or alteration
- 15. Export Packing Charges:**  
 All items are packed to Commercial Level C export pack. Packaging to other levels is outside the scope of this contract, but will be quoted upon request.
- 16. Terms and Conditions of Government Purchase Card:**  
 Government purchase cards will be accepted for purchases at prices shown in this authorized price list (No additional discount offered).
- 17. Terms and Conditions Of Rental, Maintenance, and Repair:**  
 Not applicable
- 18. Terms and Conditions of Installation:**  
 Installation and instruction are available from authorized dealers. Please contact your local NP Dealer for pricing.
- 19. Terms and Conditions of Repair Parts:**  
 Repair parts are offered at the agreed upon discount from the NP repair parts price list in effect at the time the repair parts are ordered.
- 19a. Terms and Conditions for Any Other Services:**  
 GSA has accepted all of our standard terms and conditions as noted on page 2-3 and 72-73.
- 20. List of Service and Distribution Points:**  
 Not applicable
- 21. List of Dealers:**  
 Please contact NP, or visit NeutralPosture.com for the name of your nearest authorized Dealer.
- 22. Preventive Maintenance:**  
 Not offered or applicable
- 23. Environmental Attributes:**  
 Not applicable
- 24. Other Information:**  
 Tax Identification Number (TIN): 74-2983577  
 DUNS: 61-0339723  
 Cage Code: OUTL8  
 CEC: 61134982  
 SIC/NAICS: 2522/337214
- 25. CCR:**  
 NP is registered with the Central Contractor Registration (CCR) database.
- NOTE:** It is mandatory that all Government purchase orders be made out to NP only. Local Dealers are not authorized to accept purchase orders, issue invoices, or receive payment of Government funds for these items without serious violation of this Federal Supply Schedule Contract.



# GSA Contract Overview

## GSA Contract

We have had a contract with GSA for over 20 years and they continue to be our most favored customer.

NP is dedicated to helping government agencies meet their facilities and acquisition needs. NP is registered with the Central Contractor Registry (CCR) with ORCA certifications, has an assigned cage code of 0UTL8 and is eligible to receive federal contract awards. NP is also recognized as a Woman Owned Small Disadvantaged Business by the Small Business Administration.

## Woman Owned Small Business (WOSB)

The U.S. Small Business Administration (SBA) has issued the Final Rule to amend its regulations governing small business contracting procedures. The SBA has increased the emphasis and awareness of contracting mandates regarding the new 5% spend mandate for WOSB similar to those in place for 8a, SDV and HUB Zones businesses.

As a WOSB, woman owned office furniture manufacturer, we have a Packaged Office contract that includes many great manufacturing partners. We are also willing to team with other manufacturers to help support strong GSA Dealers and meet the needs of our customers. As a WOSB, NP is perfectly positioned with a strong Packaged Office contract and partners to capture this business.

For more information please visit  
[NeutralPosture.com/WOSB](http://NeutralPosture.com/WOSB)

## Available on GSA

Products available on GSA as of March 2014. For the most current list of products available on GSA contact Sales Support or visit [NeutralPosture.com](http://NeutralPosture.com).

1000 Series	Embrace™
2000 Series	Embrace Ergo™
5000 Series	Embrace Guest™
6000 Series	Geo™
8000 Series	Graphite™
Adapta™	N-dure™
Big & Tall	NV™
Balance™	ONGO®
Balance Ergo™	Right Chair®
Cozi®	U4ia®
Dice™	XSM™ – Extra Small
E-Series™	

## Not Available on GSA

Products not available on GSA as of March 2014.

AbChair®  
Connexion® Arm  
Guardian® Chair  
P arm  
TheraGel™ Memory Foam

## GSA Overview

### GSA Contract# GS-27F-0014Y

#### Schedule 71 – Furniture

SIN # 71 - 1	Packaged offices
SIN # 711 - 18	Multipurpose seating
SIN # 711 - 19	Stacking chairs and dollies
SIN # 711 - 95	Installation services
SIN # 711 - 2	Work surfaces, work stations, computer furniture and accessories
SIN # 71-205	Chairs-Dining Room, Desk, Side, Period Style and Bar Stools


## NAICS Codes

337214	Office furniture (except wood) manufacturing
337211	Wood office furniture manufacturing
337127	Institutional furniture manufacturing
423210	Furniture merchant wholesalers

NP products may be found on GSA Advantage, DOD eMall and AF Advantage.

## Fabrics

### Grade C



**Spacer** 1,000,000+ double rubs

### Grade 1




**Ace** 1,000,000+ double rubs  
Not available on NV™ (3) back



**Moda** 102,000 double rubs  
Momentum Textiles



**Tangent** 100,000 double rubs  
Momentum Textiles



**Ratio** 100,000 double rubs  
Momentum Textiles




**Axis** 90,000 double rubs  
Momentum Textiles



**Fuse** 100,000 double rubs  
Momentum Textiles


### Grade 2




**Intersect** 80,000 double rubs  
Momentum Textiles



**Jargon** 90,000 double rubs  
Momentum Textiles




**Knack** 100,000 double rubs  
Momentum Textiles




**Lineup** 100,000 double rubs  
Momentum Textiles


### Grade 3



**Messenger** 100,000+ double rubs  
CAL 133



**Cloud 9™** 335,000 double rubs  
Not available on Embrace™,  
Embrace Ergo™, Embrace Guest™  
& NV™



**Revive™** 125,000 double rubs  
Not available on Embrace™,  
Embrace Ergo™, Embrace Guest™  
& NV™



**Phoenix** 250,000 double rubs  
CAL 133


## Leathers

### Grade 2 – Faux Leather




**Canter** 240,000 double rubs  
Momentum Textiles

### Grade 5 – Leather



**Natural** 125,000 double rubs  
Only available on Embrace™ & Embrace Ergo™.  
Available in black only, leather vinyl combo.

### Grade 5 – Premium Faux Leather



**Ultraleather™** 400,000 double rubs

### Grade 6 – Premium Leather



**Madras** 335,000 double rubs

## Leather Descriptions

### Canter

High-quality, durable vinyl/faux leather

### Natural





























































Semi-aniline contract leather

### Ultraleather™



Supple faux leather with an extremely smooth, hand natural feel

### Madras

Premium, semi-aniline hides with natural grain and a smooth hand, leather/vinyl combo

Spacer					Grade C	
	Pewter  (200651)	Ink  (200649)	Black  (200648)	Wine  (200650)		
Ace						Grade 1
	Toast  (200714)	Peony  (200710)	Char  (200703)	Midnight  (200709)	Jet  (200707)	
Canter						Grade 2
Momentum Textiles	Safari	Bordeaux	Quarry	Ink	Onyx	
Cloud 9™						Grade 3
	Red Dawn  (200714)	Midnight Sky  (200710)	New Haze  (200703)	Fog  (200709)	Thunder  (200707)	
Revive™						Grade 4
 	Spice	Ink  (200710)	Goose  (200703)	Metal  (200709)	Ebony  (200707)	
Ultraleather™						Grade 5
	Curry (230231)	Chianti (230232)	Tan (230239)	Admiral (230233)	Raven Wing (230230)	
Madras Leather™						Grade 6
	Ginger (LL05)	Burgundy (LL03)	Bone (LL06)	Navy (LL02)	Black (LL01)	
U4ia® Mesh						Grade 7
	Cognac (M2)	London (M1)	Ivory (M4)	Silver (M5)	Mocha (M3)	



GSA	NeutralPosture.com
GREENGUARD	3904 N. Texas Ave.
BIFMA e3/LEVEL	Bryan, TX 77803
ISO 9001:2008 Approved	 979.778.0502
Made in the U.S.A.	 979.778.0408