

SEATING

PRICE LIST

2025
May



NEUTRALPOSTURE NP



TABLE OF CONTENTS

CHAIR USES MATRIX	2
N-TUNE SEATING SYSTEM	4
GUARDIAN	5
CONNEXION ARM	5
SELLING POLICY	6
Terms & Conditions	6
Ordering	6
Prices	6
Taxes	6
Lead Time	6
Customer's Own Material (COM)	6
Storage Fee	6
Compliance with Law	6
Shipping	7
Delay/Force Majeure	7
Freight Damage	7
Returns	7
Warranty Claims	7
QUICK SHIP PROGRAM	8
Overview	8
Fabrics	8
WARRANTY	9
Lifetime Single Shift	9
Continuous-shift Intensive Use	9
GENERAL INFORMATION	10
Patent Information	10
Certification	10
Design	10
Commitment to Non-obsolescence	10
Women's Business Enterprise (WBE)	10
Woman Owned Small Business (WOSB)	10
Historically Underutilized Business (HUB)	10
BIFMA	10
SCS Indoor Advantage	10
Custom Logos	10
Cleanroom to Class 100	11
ESD Seating	11
ESD Order Form	12
COM Form	13
GSA Contract Overview	14
GSA Contract Details	15

HIGH PERFORMANCE SEATING	16
Headrest Options	18
Back Options	18
Seat Options	18
Mechanism Options	19
Arm Options	19
1000 Series	20
5000 Series	22
6000 Series	24
8000 Series	26
8000 Series – Tall & Skinny	28
Big & Tall	30
XSM – Extra Small	32

TASK/CONFERENCE SEATING	34
Arm Options	36
Chair Mechanism Options	38
Stool Mechanism Options	39
Headrest Options	40
Connexion Arm	41
Balance	42
Cozi	44
Cozi Stool	46
Cozi 24/7	48
Cozi Guest	50
E-Series	52
Embrace	54
Embrace Guest	56
Icon	58
Knomi	60
Knomi Mesh/Mesh	62
NV	64
Renati	66
Right Chair	68
Right Chair Stool	70
Right Chair Mesh	72
Right Chair Mesh Stool	74
Right Chair Guest	76
U4ia	78
U4ia Stool	80
U4ia Guest	82
Ulius	84
Ulius Stool	86
Ulius Guest	88

ACTIVE/GUEST SEATING	90
Dice	92
Facet	94
Merge	96

INDUSTRIAL/HEALTHCARE SEATING	98
AbChair	100
Adapta Stool	102
Geo	104
Graphite	106
Stratus Upholstered	108
Stratus Urethane	110

STOOL OPTIONS	112
NeXtep	112
N-position	112
Footrings	113
Footrests	113

WORKPLACE ACCESSORIES	114
Keyboard Arms	116
Keyboard Trays	116
Easy Combos	117
Monitor Arms	118
StandUp®	118
Forearm Supports	119
Anti-fatigue Floor Mats	119
CPU Holders	119

DESKS/TABLES	120
Features	120
Construction	120
Surface Materials	120

OCCASIONAL	122
Round	122
Square	123

CONFERENCE	124
Oval	124
Rectangle	125

DESKS	126
C-legs	126
O-legs	126
T-legs	127

SIT/STAND DESKS	128
Electric Height Adjustable	128
Stand-biased	129


















SIT/STAND PACKAGES	130
1000 Series Sit/Stand Packages	130
8000 Series Sit/Stand Packages	131

SCREENS	132
Privacy/Modesty Panels	132

UPHOLSTERY	134
Fabrics	134
ESD	134
Leathers/Faux Leathers	135
Quick Ship	135








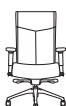










GRADED IN FABRICS	136
Arc Com	136
Carnegie	137
C.F. Stinson	138
Culp	140
DesignTex	140
Guilford of Maine	142
Luna	142
Luum	142
Maharam	143
Mayer	144
Momentum	145
Paul Brayton	147
Ultrafabrics®	147
CTL Leather	147

Chair Uses Matrix

			Quick Ship	High Performance	Work/Task	Executive	Conference/ Training Room	Guest	Stools
                	1000 Series page 20		QS	✓	✓	✓			✓
	5000 Series page 22		QS	✓	✓				✓
	6000 Series page 24		QS	✓	✓	✓			
	8000 Series page 28		QS	✓	✓	✓			✓
	Balance™ page 42				✓	✓	✓		
	Big & Tall page 30		QS	✓	✓	✓			
	Cozi® page 44		QS		✓		✓	✓	✓
	Cozi® 24/7 page 48		QS		✓		✓	✓	✓
	Dice™ page 92							✓	
	E-Series™ page 52		QS		✓	✓	✓		✓

✓ Standard

Chair Uses Matrix

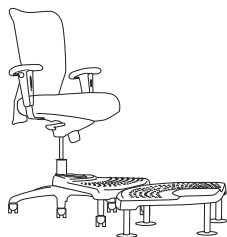
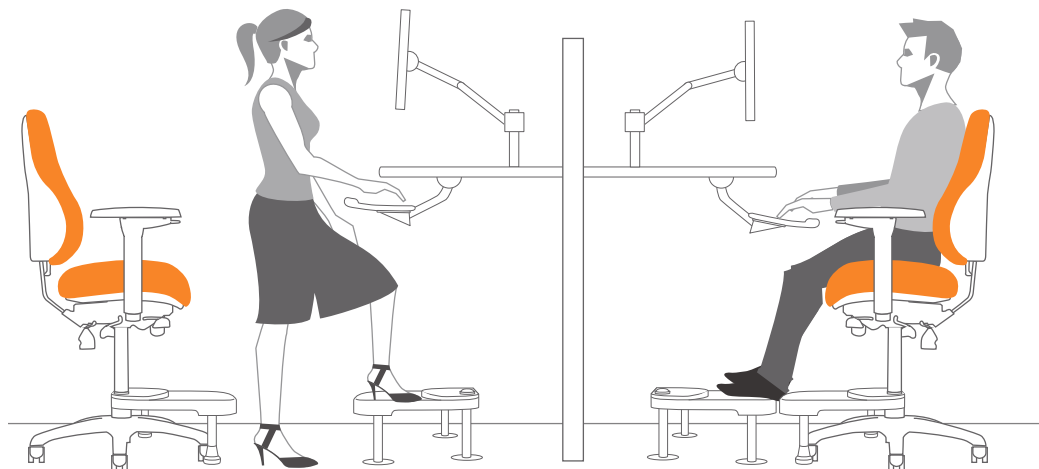
High Performance	Work/Task	Executive	Conference/ Training Room	Guest	Stools	Quick Ship			
		✓	✓	✓			Embrace™ page 54		
				✓		QS	Facet page 94		
	✓	✓	✓		✓	QS	Icon™ page 58		
	✓	✓	✓			QS	Knomi® page 60		 
		✓	✓				NV™ page 64		
	✓	✓	✓		✓	QS	Renati™ page 66		
	✓	✓	✓	✓	✓	QS	Right Chair® page 68		
	✓	✓	✓	✓	✓	QS	U4ia® page 78		 
	✓	✓	✓	✓	✓	QS	Ulius® page 84		 
✓	✓	✓			✓	QS	XSM™ page 32		

✓ Standard

START OF A REVOLUTION

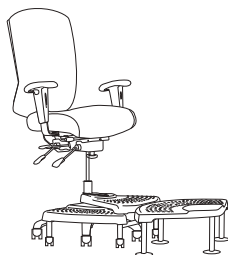
N·tune®, developed by Certified Professional Ergonomists, is all about raising desk heights from 29" to 40" and then raising the chair to stool height, allowing users to easily transition between sitting and standing throughout the workday. Not only does this help alleviate the pains of a sedentary workday, the overall health benefits it provides are immense as well.

By standing for just 2 hours more than normal throughout an average workday, you can burn an extra 280 calories, translating into improvements in BMI, cholesterol, blood pressure levels and many other positive health outcomes.



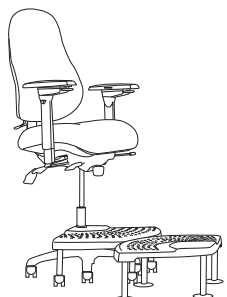
GOOD

- U4ia® with up to 13 adjustable features
- Single platform, depth adjustable 10" NeXtep®
- N-position™ with 10" platform
- N-position™ supports up to 400 lbs



BETTER

- Cozi® with up to 13 adjustable features
- Dual platform, depth adjustable 8"/10" NeXtep® combo
- N-position™ with 10" platform
- N-position™ supports up to 400 lbs



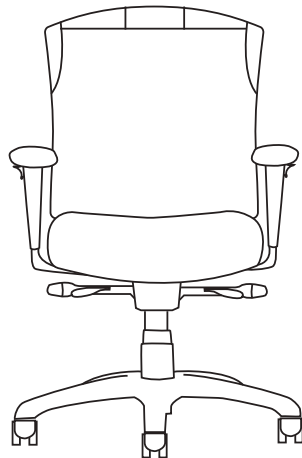
BEST

- 8000 Series with up to 15 adjustable features
- Wide single platform 10" NeXtep® provides more surface area
- N-position™ with 10" platform
- N-position™ supports up to 400 lbs

GUARDIAN®

The Guardian® is a NIJ Level II compliant bullet resistant vest custom fitted over the chair's back. A NIJ Level II compliant bullet resistant vest will provide protection against regular powered 9mm handguns, up to .357 Magnums. The vest fits over the back of the Cozi chair

and is easily removable. With the vest on the chair, it can also be used as a shield by kneeling behind the back of the chair. In a situation where response time can save your life, there is no quicker solution to protection than having the Guardian® at your desk.



NIJ Level II compliant



Best of NeoCon Gold award winner



Protection against regular powered 9mm handguns, up to .357 Magnums



Inconspicuous
Looks like a regular chair



Use as shield or vest



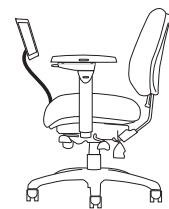
AVAILABLE MODELS

Cozi	page 44
Cozi Stool	page 46
Cozi 24/7	page 48

CONNEXION® ARM

FEATURES

- Quickly and easily position your tablet where it's comfortable for you
- Holds your tablet so you don't have to
- Eliminates awkward postures and helps reduce upper body fatigue
- Engineered for ease of use
- Can be used while sitting or standing
- 3 mounting options, left, right or both



TERMS AND CONDITIONS

For all non-rated or new accounts, payment terms are Cash in Advance (C.I.A.) until credit has been approved or rated. Please send full credit information and references and allow time for Credit Department approval.

For all established accounts, payment is due within thirty (30) days from the invoice date. Neutral Posture (NP) reserves the right to change or cancel the terms of sale based on volume, credit rating and/or credit information. Prepayment, whole or in part, may be requested at any time at the discretion of the corporate office.

Past due accounts are subject to a 1.5% late charge or maximum amount permitted under local law, for each thirty (30) days the outstanding balance remains open after the due date.

Withholding of payments based on carrier damages, shortages or other disputes is illegal and subject to charges.

Neutral Posture does not accept credit cards.

ORDERING

All orders must be in writing; faxed, emailed or mailed. The product model number(s) contained in the order acknowledgment shall be the final expression of the order. A purchase order is not binding on NP until customer has received NP's order confirmation or acknowledgment. Orders must have a contact name and phone number. Orders may not be cancelled without written consent of Neutral Posture.

To expedite complete/correct entry of your order, be certain all model numbers, quantities, colors and area identifications are completely specified. Also, include complete purchase order number(s), bill-to and ship-to addresses, a contact name and specific shipping dates required.

Orders should be sent to:
Neutral Posture
3904 N Texas Avenue Bryan, TX 77803
979.778.0502 (Option 2)
800.446.3746
979.778.0408 FAX
E-mail: orderentry@neutralposture.com

When an order is received, it is assigned a scheduled ship date. That date is shown on the order acknowledgment.

Purchase orders may not be changed or cancelled, in whole or in part, without prior written consent of NP. Changes may affect delivery dates. Expenses incurred because of changes shall be charged to customer. In the event of cancellation, customer will be liable for reasonable cancellation charges as established by NP. Orders for special product, orders including customer's own material (COM) and orders pursuant to expedited delivery programs, may not be cancelled.

An Expedite fee of a minimum of 3% of net will be charged for orders requiring less than standard lead time.

PRICES

Prices are subject to change without notice. List prices shall be those in effect on the date of receipt of purchase order unless shipment is requested more than ninety (90) days after order entry in which case prices in effect on the date of shipment apply. Prices in effect at time of shipment prevails in the event of a discrepancy.

TAXES

All sales, use, excise and other taxes applicable to the sale of the products shall be paid by customer. If customer claims an exemption from any tax, customer shall submit to NP the appropriate exemption certificates.

LEAD TIME

Quick Ship lead time is five (5) business days for products noted with Quick Ship in the price list for quantities of 25 chairs or less. 5 day Quick Ship must be requested on purchase order and is not guaranteed until acknowledged by NP's corporate office. Lead times can vary due to fluctuation in production capacity. It is always best to confirm lead time with Customer Service. Standard lead time is 3 - 4 weeks for orders that are not Quick Ship and/or Quick Ship quantities of 26 - 300 units. For larger orders contact Customer Service for lead time.

An expedite fee of a minimum of 3% of net will be charged for orders requiring less than standard lead times. Less than standard lead time is clarified as less than 5 business days for Quick Ship models/quantities or less than 3 - 4 weeks on non-Quick Ship models. Customer to contact Customer Service prior to submitting the order to confirm expediting is available for their specific order.

CUSTOMER'S OWN MATERIAL (COM)

A customer who requests a fabric or other surface material not standard to NP's line of products, must submit samples of the requested material to NP prior to entry of a customer order. NP will determine if the material is suitable to its manufacturing processes and products. The customer shall identify the COM to meet any applicable requirements of Underwriters Laboratories, CAL 117-2013, and/or Canadian Standards Association. If the COM is acceptable, NP will then establish a price for using the COM. For the procedures for submitting samples and testing, contact Customer Service. NP shall have no responsibility for the appearance, condition, performance, durability, colorfastness or any other physical attribute of the COM. Customer shall indemnify and hold NP harmless for any damages, injuries or losses arising out of or related to use of the COM on the product.

STORAGE FEE

Any changes made by the customer to postpone the delivery date on orders which have already gone into production, will be charged a storage fee. This fee will be applied to both partially and fully built orders. NP will advise of fee prior to applying charge.

COMPLIANCE WITH LAW

Customer is solely responsible for compliance with all applicable federal, state and local laws, ordinances, regulations, rules and standards relating to the installation, maintenance, use and operation of the products.

TERMS AND CONDITIONS

SHIPPING

All standard discount orders are F.O.B origin prepaid and add, delivered by way of parcel or freight carrier dock to dock. NP will designate the shipping mode and carrier based on geographical location and best service as defined by our Logistics Department.

Any order requiring special delivery services other than normal dock-to-dock delivery will incur additional charges. These services include but are not limited to residential delivery, limited access delivery, palletization, lift gate service, inside delivery, call before delivery, re-routed deliveries, specific delivery date/time requests, or congestion fees. These charges will be quoted upon customer request.

Conditions beyond the control of NP, including weather, available facilities, and traffic conditions, may affect the exact delivery time. NP shall not be responsible for a specific carrier delivery date or time unless it has made a specific delivery commitment in writing.

Delivery date and time are at the discretion of the carrier within reasonable transit time unless special arrangements have been agreed to in writing between the customer and NP prior to shipment.

Accessorial Charges *(including but not limited to)*

Delivery Appointment Required
Inside Delivery/Pick Up
Items Over 96 Inches
Lift Gate Required
Limited Access Delivery
Notification/CBD
Residential Delivery
Ship Fully Assembled
Pre-delivery Notification
Re-delivery/Return Trip
Palletization
Secure Locations

Limited-access Locations *(including but not limited to)*

Individual (mini) storage units
Places of worship
Schools
Commercial establishments not open to walk-in public
Construction sites
Fairs or carnivals
Prisons, jails, correctional facilities
Military base/installations
Mine sites
Sites requiring security inspections prior to pick up or delivery.
Wind farm sites
Airports

Contact Customer Service at
customerservice@neutralposture.com or
979.778.0502 Option 2 for pricing.

DELAY/FORCE MAJEURE

NP shall not be liable for failure to perform or for delay in performance due to fire, flood, strike or other labor difficulty, act of God, act of any governmental authority or of the customer, riot, embargo, fuel or energy shortage, wrecks or delay in transportation, inability to obtain necessary labor, materials or manufacturing facilities from usual sources or failure of suppliers to meet their contractual obligations, or due to any cause beyond its reasonable control. If any such event occurs, NP may extend delivery dates by a period

of time necessary to overcome the effect of such delay, allocate available product or cancel any purchase order.

FREIGHT DAMAGE

Upon receipt of shipment consignee is responsible for checking delivery for shortages or signs of damage. If a problem is discovered, bring it to the driver's attention immediately. If any of the goods called for on the Bill of Lading are shorted or damaged, consignees should not accept them until the carrier makes a notation on the freight bill of the shorted or damaged goods. The more precise the notation, the easier the claim can be resolved. NP's responsibility ceases when the consignee signs the freight delivery receipt as received in good condition. Shipping claims must be made within thirty (30) days of shipment delivery.

RETURNS

The return of product without written authorization by NP shall not be accepted. All merchandise returns must be pre-approved by the corporate office and sent freight prepaid. Contact the Warranty Department, warrantyrequest@neutralposture.com, to receive a Return Merchandise Authorization (RMA) number for any return. RMAs are valid for thirty (30) days and any returned merchandise without a RMA number will be refused.

No deductions from any NP invoices can be made for return merchandise until it is approved by the corporate office. No deductions will be honored until returned goods are processed through our Quality Control Audit.

All returns for canceled orders must be pre-approved by the corporate office and sent freight prepaid. No returns will be authorized unless our inventory allows it, the parts are in good reusable condition and it was sold within the last thirty (30) days. Authorized seating returns will be charged a thirty percent (30%) (twenty percent (20%) for GSA) restocking fee, by agreement, to cover handling, inspection, stocking and repackaging. Authorized systems returns are subject to a forty-five percent (45%) of list restocking charge. Products not currently offered for sale by NP (including COM) shall not be authorized for return. All returned products must be unused, in original condition and in the original NP packing cartons. No refund or credit will be given for damaged products.

WARRANTY CLAIMS

NP reserves the right to specify that items or parts claimed to be defective, be returned to the factory for our inspection. If the claim is justified, repair or replacement of defective parts under warranty will be made through NP at no cost to the customer. NP will, at its discretion, reimburse the furniture dealer for labor (actual costs only) on warranty parts. The furniture dealer must submit a quote to be approved prior to service. If approved, the furniture dealer must then submit an invoice to NP for reimbursement after the service is completed. Freight for products and parts covered under warranty will be covered for the forty-eight (48) contiguous states and the District of Columbia, with the method of shipping at NP's discretion. All claims must include the product serial number. NP will have no warranty obligation if the product was subjected to abuse, alteration, misuse, negligence or accident or if the user fails to perform the proper maintenance for the product.

warrantyrequest@neutralposture.com

QUICK SHIP OVERVIEW

Neutral Posture's Quick Ship program allows customers to receive selected items sooner, for no extra charge. Items available on the Quick Ship program will be manufactured and shipped within 5 business days of an accurately specified order. Orders must be designated as Quick Ship on the PO in order to be processed as Quick Ship.

AVAILABLE CHAIRS	MAX QTY
1000 Series	25
5000 Series	25
6000 Series	25
8000 Series	25
Big & Tall	25
Cozi	25
Cozi 24/7	25
E-Series	25
Icon	25
Knomi	25
Renati	25
Right Chair	25
U4ia	25
Ulius	25
XSM	25

QUICK SHIP FABRICS

Grade 1

Ranchero	Black	230609
Renew	Licorice	674-01
Renew	Navy	674-03
Renew	Peppercorn	674-02
Reset	Licorice	673-01
Reset	Navy	673-03
Reset	Peppercorn	673-02

Grade 3

Ace	Toast	200714
Ace	Peony	200710
Ace	Char	200703
Ace	Midnight	200709
Ace	Jet	200707
Spacer	Pewter	200651
Spacer	Ink	200649
Spacer	Black	200648
Spacer	Wine	200650

WARRANTY

LIFETIME SINGLE SHIFT

Neutral Posture warrants to the original customer from the date of purchase that the products NP manufactures and sells to the customer are free of defects in workmanship and materials under normal use during the applicable warranty period set forth below.

Normal use is defined as wear which occurs in an office environment during the course of a normal single-shift usage workday (8 hours per day/5 days per week). NP products used in an environment exceeding 8 hours per day/5 days per week, are warranted to be free from defects in workmanship and materials for a period of two (2) years.

NP's warranty obligation is limited to the replacement or repair, at NP's discretion, of defective products which have been reported by the original customer to be defective in workmanship or material and which are found to be so by NP upon inspection. Defective products shall be returned at the discretion of the corporate office and all returns must be authorized in advance. NP will assume no responsibility for any labor charges.

Freight for products and parts under warranty will be covered for the forty-eight (48) contiguous United States and the District of Columbia with the method of shipping at NP's discretion.

The user shall be responsible for all maintenance service, which includes but not limited to: lubricating and cleaning of the product, assembly, adjustment, checking all screws every six (6) months and performing operation checks.

PRODUCT AND PERIOD OF WARRANTY

12 Years

All products and components except as noted below

10 Years

Chair controls, pneumatic cylinders, casters, glides, arms and plastic components

5 Years

Arm pads, inflatable lumbar, anti-fatigue mats, footrings, footrests, NeXtep®, CPU holders, monitor arms, keyboard trays, keyboard mechanisms, Connexion Arm®, foam, mesh material, Guardian®

3 Years

Upholstery excluding leather, Ultraleather™, NovaSuede®, UltraSuede®, Finesse®, Graded In, COM or COL

2 Years

Tablet holder, forearm supports

Replacement Parts

Warranted for two (2) years or the balance of the original warranty, whichever is longer

Engineer-to-Order Product

NP warrants all engineer-to-order products to be free from defects in workmanship given normal use and care for three (3) years of single-shift service

Purchased Parts

Warranted for thirty (30) days out of box

EXCLUSIONS

- The product was not purchased new from NP
- The product was subjected to abuse, alteration, misuse, negligence or accident
- Damage caused by a carrier
- Normal wear and tear or acts or omissions of parties other than NP (including user modification, improper use or installation of products)
- Colorfastness, matching of color, fabric puddling, or wearing qualities of any material
- Neutral Posture is not responsible for slight differences in fabric color due to supplier dye lot differences on large orders or on repeat orders placed at later dates from the original order
- Leather, Ultraleather™, NovaSuede®, UltraSuede®, Finesse®, COM, COL or any other third party materials applied to product as specified by the customer including attributes such as appearance, durability, quality, behavior, colorfastness, performance, etc.
- Non-compliance with installation and maintenance instructions
- Modifications or attachments to the product that are not approved by NP and product failures resulting from such modifications or attachments
- Damage caused by cleaning chemicals
- Dye transfers caused by external contaminants (including clothing and accessory dye such as those used on denim jeans)
- Substitution of any unauthorized non-NP components for use in the place of NP components
- Products that are exposed to extreme environmental conditions and/or have been subject to improper storage
- Damage from sharp objects such as writing utensils, heeled shoes, scissors, jewelry or keys

The warranty printed above is the only warranty applicable to these products. All other warranties expressed or limited, including but not limited to the implied warranties of merchantability and fitness for a particular purpose are disclaimed.

24 / 7 CONTINUOUS-SHIFT INTENSIVE USE

Covers all components of the chair for a period of five (5) years to the original customer from the date of purchase except for upholstery and inflatable lumbar. Only upholstery with a double rub rating of over 1M is warranted for the complete 5-year period. Inflatable lumbar is only covered for 2 years.

Models Available

Big & Tall Series	Included in Price
Cozi 24/7	Included in Price
NP Series	\$368 List Up Charge Per Chair
All other chairs	Contact Customer Service, customerservice@neutralposture.com

Always confirm pricing/availability with Customer Service.



GENERAL INFORMATION

PATENT INFORMATION

Neutral Posture® Chair	U.S. Patent #4,552,404
AbStool®	U.S. Patent #6,877,812
	U.S. Patent #7,104,606
360° Adjustable Arms	U.S. Patent #6,296,312
Adjustment Guide	U.S. Patent #D458,777
Balance™	U.S. Patent #D541,061
Connexion® Arm	U.S. Patent #8,955,905
ElementAI®	U.S. Patent #D588,145
Fring® Footrest	U.S. Patent #6,142,571
	U.S. Patent #6,607,246
Inflatable Lumbar	U.S. Patent #6,220,663
	U.S. Patent #6,290,295
Keyboard Tray	U.S. Patent #D463,441
NeXtep®	U.S. Patent #7,036,886
N•Position™	U.S. Patent #D557,513
StandUp®	U.S. Patent #7,048,236
Cover for a	
Seating Device	U.S. Patent #D647,353
Other Patents Pending	

CERTIFICATION

Independent tests show that all NP chairs meet or exceed current ANSI/HFES 100-2007, ANSI/BIFMA and California 117 certification standards. Certain NP products meet California Technical Bulletin 133 and task intensive certification standards. All cylinders are rated Class 4 or better by UNI standards.

DESIGN

NP reserves the right to make changes and improvements in design and materials and to discontinue parts and components at their discretion.

NEUTRAL POSTURE'S COMMITMENT TO NON-OBSOLESCENCE.

To address the way people work today and the ever changing work environment, Neutral Posture introduces new and improved products. These introductions are designed to retrofit existing customer inventory. Enhancements mean nothing if you can't adapt. If a product is enhanced, function changes or demand becomes low, NP will provide compatible products across generations of equal or similar appearance and operational characteristics in terms of form, fit and function. Because mills and suppliers discontinue fabrics, laminates and paints with little or no notice, NP is not able to guarantee finish availability. When possible, notification of discontinued finishes to dealers and end users will be made. Neutral Posture will provide a 90-day window from the date of discontinuation in which we will guarantee availability of the finish.

WOMEN'S BUSINESS ENTERPRISE (WBE)

This certification is administered by the Women's Business Enterprise National Council (WBENC) and is used to qualify potential vendors as credible diversity suppliers. NP is certified as a WBE by WBENC.

WOMAN OWNED SMALL BUSINESS (WOSB)

The U.S. Small Business Administration's WOSB Federal Contract Program provides greater access to federal contracting opportunities for WOSBs. The program allows contracting officers to set aside specific contracts for certified WOSBs and helps federal agencies achieve the existing statutory goal of five percent of federal contracting dollars being awarded to WOSBs. NP is certified as a WOSB by WBENC.

HISTORICALLY UNDERUTILIZED BUSINESS (HUB)

The Texas Historically Underutilized Business (HUB) program encourages the use of HUBs in state procurement and provides information to minority and woman-owned businesses on the state's procurement process. NP is certified as a HUB.

BUSINESS AND INSTITUTIONAL FURNITURE

MANUFACTURER'S ASSOCIATION

NP is a member of the Business and Institutional Furniture Manufacturer's Association (BIFMA). Tests developed by BIFMA and approved by the American National Standards Institute (ANSI) determine the strength and durability of office furniture in its everyday use. Although this testing does not serve as a warranty or guarantee, NP standard products within this price list meet or exceed applicable ANSI/BIFMA X5.1-2011, BIFMA G1-2001 and ANSI/HFES 100-2007 standards. Combinations of options added on to the standard products may not meet ANSI/ BIFMA standards. Those combinations which do not meet ANSI/BIFMA standards are not available on GSA. Additionally, most seating is BIFMA level 2 certified. For more information, contact Customer Service at customerservice@neutralposture.com.

SCS INDOOR ADVANTAGE CERTIFICATION

All NP seating products are certified by SCS Global Services for indoor air quality.

CUSTOM LOGOS

Your company, university, mascot, etc as a custom logo in embroidery can be placed on most fabrics or in Cloud 9™. Contact Customer Service at customerservice@neutralposture.com for details and pricing.

GENERAL INFORMATION

CLEANROOM TO CLASS 100

Independent testing according to Federal STD 209E (correlates to ISO-14644C Class 5) confirms NP cleanroom seating meets or exceeds Class 100 requirements. NP cleanroom models are designed to prevent particulates in cleanroom environments. In addition to top-quality vinyl upholstery, a HEPA filtration system in the seat and backrest prevent particulate release.

Available Models

	Upcharge (List)
Big & Tall	\$152
Cozi	\$152
Cozi 24/7	\$152
NPS5500-D1	\$152
NPS5600-D1	\$152
Adapta Stool	\$152
Stratus Upholstered	\$152

ELECTROSTATIC DISCHARGE (ESD) SEATING

NP ESD models are tested to meet the requirements of today's ESD environment with conductive components and fabrics (1% carbon fiber with surface resistivity no greater than 1.3×10^6 ohms/sq.cm when test in accordance with ANSI/ESD STM12.1-2013). ESD chairs are an integral part of an effective ESD system that includes a conductive floor or mat to complete conductive path.

Upholstery

- Conductive cloth or vinyl

Options

- 20" Footring
- Upholstered Back Outer
- 4" Height Adjustable Arms
- T Arms
- Drag Chain

Features

- Polished Aluminum Base

Available Chairs

	Upcharge (List)
5000 Series	\$368
6000 Series	\$368
8000 Series	\$368
AbChair	\$368
Adapta	\$368
Big & Tall	\$368
Cozi	\$368
Cozi Stool	\$368
Cozi 24/7	\$368
Icon	\$368
Stratus Upholstered	\$368
XSM – Extra Small	\$368

Upcharge added to graded price. Many other options and features available at an added charge. Please refer to page 12 for pricing.

ESD Order Form

Customer _____

Contact Name _____

Phone Number _____

Fax Number _____

Email Address _____

City _____

State _____ Zip _____

Purchase Order Number _____

Quantity _____

Model # _____ List Price _____

Send completed form with order to

Neutral Posture, Inc.
3904 N. Texas Avenue
Bryan, TX 77803
979.778.0502
800.446.3746
979.778.0408 FAX
orderentry@neutralposture.com

ESD Options

Available Chairs

- 5000 Series
- 6000 Series
- 8000 Series
- AbChair
- Adapta
- Big & Tall *(Arms are Fixed)*
- Cozi
- Cozi Stool
- Cozi 24/7
- Stratus Upholstered
- XSM – Extra Small

	Upcharge (Per Chair)
Standard ESD Package (E)	\$368
<ul style="list-style-type: none">• Convert to equivalent ESD cylinder• Convert to aluminum base• Convert to equivalent ESD casters or glides• The standard ESD chair is without arms• ESD wiring & braiding• Shipping Method – fully assembled	

Select Additional ESD Options

- | | |
|---|-------|
| <input type="checkbox"/> Add conductivity to Upholstered Back Outer (U)
<i>Only available on Neutral Posture® Series</i> | \$24 |
| <input type="checkbox"/> 4" Adjustable Arms with conductivity | \$290 |
| <input type="checkbox"/> Add conductivity to 20" Chrome Footring (R2) | \$24 |
| <input type="checkbox"/> Drag chain
<i>Includes chain and conductivity</i> | \$36 |

Total ESD upcharge per chair \$ _____

Icon ESD Options

Available Chairs

- Icon

	Upcharge (Per Chair)
Standard ESD Package (E)	\$368
<ul style="list-style-type: none">• Convert to equivalent ESD cylinder• Convert to aluminum base• Convert to equivalent ESD casters or glides• The standard ESD chair is without arms• ESD wiring & braiding• Shipping Method – fully assembled	

Select Additional ESD Options

- | | |
|---|-------|
| <input type="checkbox"/> 3D Adjustable Arms with conductivity | \$290 |
| <input type="checkbox"/> Add conductivity to 20" Chrome Footring (R2) | \$24 |
| <input type="checkbox"/> Drag chain
<i>Includes chain and conductivity</i> | \$36 |

Total ESD upcharge per chair \$ _____

Customer's Own Material (COM) Form

Dealer Name _____

Contact Name _____

Address _____

City _____ State _____ Zip _____

Phone Number _____

Fax Number _____

Email Address _____

Customer Name _____

Fabric Source (Mill) _____

Fabric Pattern Name _____

Fabric Pattern Number _____

Fabric Color _____

Backer Type (if any) _____

Send completed form and sample yardage to:

Neutral Posture, Inc.
Attention: Customer Service
3904 N. Texas Avenue
Bryan, Texas 77803
(979) 778-0502 or
customerservice@neutralposture.com

We will make sure material is sent to the correct plant(s) for testing.

Preferred memo sample size is 12" x 12". Additional yardage may be required for testing.

Please make sure fabric has been approved for CAL117 flammability testing. Most industry fabrics have been tested and approved. NP may not use a fabric that has not been approved for CAL117.

NP will notify you of test results.

Contact Customer Service for pricing/grading. COM yardage may vary, depending on repeat pattern. COM not covered under warranty.

All COM subject to NP testing and approval.

COM form must accompany fabric.

Fabric Orientation

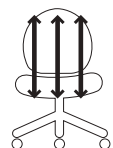
Attach a fabric sample with the correct orientation

TOP

BOTTOM

If fabric is a stripe please select the correct orientation:

☐ Horizontal ☐ Vertical



Is there a desired top?

Yes _____ No _____

If so please specify.

GSA Contract Overview

GSA CONTRACT

We have had a contract with GSA for over 25 years and they continue to be our most favored customer.

NP is dedicated to helping government agencies meet their facilities and acquisition needs. NP is registered with the System For Award Management (SAM) formerly Central Contractor Registry (CCR) with ORCA certifications, has an assigned cage code of 0UTL8 and is eligible to receive federal contract awards. NP is also recognized as a Woman Owned Small Disadvantaged Business by the U.S. Small Business Administration (SBA).

WOMEN-OWNED SMALL BUSINESS (WOSB) / ECONOMICALLY DISADVANTAGED WOMEN- OWNED SMALL BUSINESS (EDWOSB)

The U. S. Small Business Administration (SBA) issued the Final Rule to amend its regulations governing small business contracting procedures. The SBA has increased the emphasis and awareness of contracting mandates regarding the new 5% spend mandate for WOSB/EDWOSB's similar to those in place for 8a, SDV and HUB Zone businesses.

The SBA has also implemented a Sole Source vehicle for Economically Disadvantaged Women-Owned Small Businesses (EDWOSB). Neutral Posture, a small business manufacturer, received this certification in April of 2016.

Our Packaged Office contract includes many great manufacturing partners and we are willing to team with other manufacturers to support strong GSA Dealers and meet the needs of our customers.

For more information please visit
[NeutralPosture.com/WOSB](https://www.neutralposture.com/WOSB)

GSA OVERVIEW

GSA Contract# GS-27F-0014Y

Schedule MAS – Furniture

SIN 337121H	Household, Dormitory & Quarters Furniture
SIN 337127	Institutional Furniture
SIN 33721	Office Furniture
SIN 33721P	Packaged Office Furniture
SIN OLM	Order Level Materials

NAICS CODES

337127	Institutional Furniture Manufacturing
337211	Wood Office Furniture Manufacturing
337214	Office Furniture (except wood) Manufacturing
423210	Furniture Merchant Wholesalers
541410	Interior Design Services

NP products may be found on GSA Advantage.

AVAILABLE ON GSA

Products available on GSA as of May 2025. For the most current list of products available on GSA contact Customer Service or visit [NeutralPosture.com](https://www.neutralposture.com).

SEATING

1000 Series
5000 Series
6000 Series
8000 Series
Adapta
Big & Tall
Balance
Cozi
Cozi 24/7
Cozi Guest
Dice
E-Series
Embrace
Embrace Guest
Equity
Facet
Geo
Graphite
Icon
Knomi
NV
Renati
Right Chair
Right Chair Guest
U4ia
U4ia Guest
Ulius
Ulius Guest
XSM – Extra Small

DESKS/TABLES

Occasional
Conference

WORKPLACE ACCESSORIES

Anti-fatigue Mats
Boost Monitor Arm
CPU Holders
Forearm Supports
Freedom Arm
Sit/Stand Monitor Arm
StandUp

NOT AVAILABLE ON GSA

Products not available on GSA as of May 2025.

SEATING

AbChair
Guardian
NBF074
NBF075
P Arm

WORKPLACE ACCESSORIES

Ascension Arm
SofTouch Keyboard Tray

DESKS/TABLES

Desks – C-legs
Desks – O-legs
Desks – T-legs
Sit/Stand Desks
Sit/Stand Packages

TERM DATE 6/26/2012 – 6/26/2027

- 1a. Special Item Numbers Awarded**
 - SIN 337121H Household, Dormitory & Quarters Furniture
 - SIN 337127 Institutional Furniture
 - SIN 33721 Office Furniture
 - SIN 33721P Packaged Office Furniture
 - SIN OLM Order Level Materials
- 1b. Lowest Priced Item**
 - SIN 337121H Contact Corporate Office
 - SIN 337127 Contact Corporate Office
 - SIN 33721 SPTRY Pencil Tray \$5.95
 - SIN 33721P Contact Corporate Office
- 1c. Installation Rate — SIN 33721**
 - \$51.50 per hour (non-union inclusive IFF)
 - \$106.25 per hour (union inclusive of IFF)
- 2. Maximum Order**
 - SIN 337121H \$1,000,000
 - SIN 337127 \$250,000
 - SIN 33721 \$250,000
 - SIN 33721P \$5,000,000
 - SIN OLM \$0
- 3. Minimum Order**
 - All SINS \$50
- 4. Geographic Coverage**
 - CONUS & OCONUS
- 5. Point of Production**
 - 3904 N. Texas Avenue, Bryan 77803, Brazos County, TX, USA
- 6. Discount from List Price**
 - Seating/Workplace Accessories**
 - SIN 33721 — Discount 60%
 - Systems**
 - SIN 33721 — Discount 70%
- 7. Quantity Discounts**
 - No discount tiers have been negotiated.
- 8. Prompt Payment Terms**
 - Net 30 Days
- 9. Government Purchase Cards Accepted**
 - Visa/Master Card
- 10. Foreign Item**
 - None
- 10a. Time of Delivery**
 - 5 – 90 days after receipt of order
- 10b. Expedited Delivery**
 - Expedited delivery available. Contact Customer Service.
- 10c. Overnight and 2-day Delivery**
 - Available with an upcharge. Contact Customer Service.
- 12. F.O.B. Origin**
 - Freight Prepaid.
- 13. Ordering Address**
 - Neutral Posture, Inc.
 - attn: Order Entry/ * or dealer

3904 N. Texas Avenue
Bryan, TX 77803
979.778.0502
800.446.3746
fax 979.778.0408
orderentry@neutralposture.com
* Authorized Dealers should be cited on order

- 14. Payment Address**
 - Neutral Posture, Inc.
 - 3904 N. Texas Avenue
 - Bryan, TX 77803
- 15. Warranty Provision**
 - Neutral Posture's commercial warranty applies.
- 16. Export Packing Charges**
 - Contact Customer Service for quote.
- 17. Terms and Conditions of Government Purchase Card**
 - Government purchase cards will be accepted for purchases at prices shown in this authorized price list (no additional discount offered).
- 18. Terms and Conditions Of Rental, Maintenance, and Repair**
 - Not applicable
- 19. Terms and Conditions of Installation**
 - Installation and instruction are available from authorized dealers. Please contact your local NP Dealer for pricing.
- 20. Terms and Conditions of Repair Parts**
 - Repair parts are offered at the agreed upon discount from the NP repair parts price list in effect at the time the repair parts are ordered.
- 20a. Terms and Conditions for Any Other Services**
 - GSA has accepted all of our standard terms and conditions as noted on page 6–7.
- 21. List of Service and Distribution Points**
 - Not applicable
- 22. List of Dealers**
 - Please contact Customer Service, or visit NeutralPosture.com for the name of your nearest authorized Dealer.
- 23. Preventive Maintenance**
 - Not offered or applicable
- 24. Environmental Attributes**
 - Not applicable
- 25. Other Information**

Tax Identification Number (TIN)	74-2983577
Unique Entity ID	EYTGAM8GGLJ3
DUNS	61-0339723
Cage Code	0UTL8
NAICS	337214
- 26. SAM**
 - NP is registered in System For Award Management (SAM).

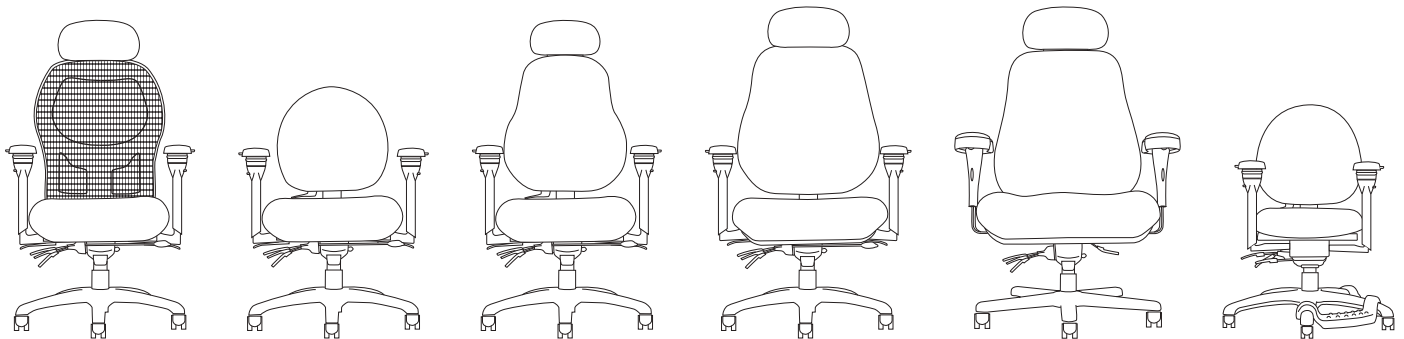
NOTE: It is mandatory that all Government purchase orders be made out to NP only. Local Dealers are not authorized to accept purchase orders, issue invoices or receive payment of Government funds for these items without serious violation of this Federal Supply Schedule Contract.

HIGH PERFORMANCE SEATING

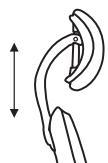
Neutral Posture's high performance chairs are truly at the top of the line in the industry when it comes to comfort. The chairs offer up to 15 adjustments ensuring that the chair will fit every inch of your body just right. Our high performance chairs are made to fit anyone and everyone, with our Neutral Posture Series chairs fitting anyone within the 5th percentile female to the 95th percentile male and the XSM and the Big and Tall fitting anyone outside that

range. These chairs are also well known for their weight dispersing abilities. Weight dispersion presents a much more comfortable seat by spreading out the weight of your body, lowering the pressure by 50%. The high performance seating is engineered as a tool to empower those who use it. The high performance seating can be used for long periods of time promoting productivity and are just as comfy at the end of the day as they were at the beginning.

HIGH PERFORMANCE SEATING



HEADREST OPTIONS

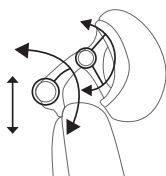


HE HEADREST

Black Vinyl

FOR MESH BACK

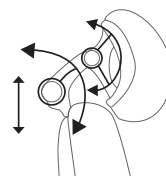
- Height



H4 DUAL PIVOT

Matching Upholstery

- Height
- Depth
- 2 Pivot Points



H5 DUAL PIVOT

Black Faux Leather

- Height
- Depth
- 2 Pivot Points

BACK OPTIONS



1 BACK

Mesh Back

- Not height adjustable
- Independent lumbar adjustment
- Easily converts to an upholstered back with optional sleeve



5 BACK

Mid Back, Minimal Lateral Contour

- Height adjustable
- Excellent lower back support with inflatable lumbar
- Small profile
- Good choice for tight areas



6 BACK

High Back, Minimal Lateral Contour

- Height adjustable
- Excellent upper & lower back support with inflatable lumbar
- Tallest, widest backrest
- Good choice for larger users



8 BACK

High Back, Moderate Lateral Contour

- Height adjustable
- Excellent upper & lower back support with inflatable lumbar
- Excellent choice for all applications

SEAT OPTIONS



5 SEAT

Medium Seat, Minimal Contour

- 3" thick foam eliminates "bottoming out"
- Fits widest range of population



8 SEAT

Large Seat, Minimal Contour

- Large dimension accommodates larger users
- 3" thick foam eliminates "bottoming out"



6 SEAT

Medium Seat, Moderate Contour

- Contoured seat design minimizes seated pressure
- 3" thick foam eliminates "bottoming out"
- Arm post notches reduce armrest width by 2"



9 SEAT

Large Seat, Deep Contour

- Largest contoured seat
- Designed for larger users
- Designed to support forward tilt (i.e. neutral posture)
- Maximizes surface contact to disperse seated pressure

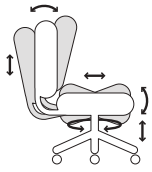


7 SEAT

Medium Seat, Deep Contour

- Most contoured seat design
- Designed to support forward tilt (i.e. neutral posture)
- Maximizes surface contact to disperse seated pressure

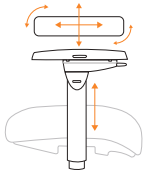
CHAIR MECHANISM



0 MULTI-FUNCTION

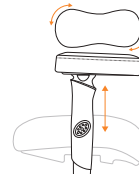
- Center pivot
- Swivel 360°
- Pneumatic seat height
- Back height
(not available on 1000 Series)
- Seat angle
- Seat tension
- Independent back angle
- Variable tilt-stop
- Seat slider

ARM OPTIONS



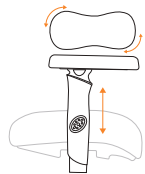
0 ARM 5-way 360°

- Height, width, depth & pivot adjustable
- 24 positive-lock angle positions in 360° range
- Arm pads slide in & out for additional width adjustment
- Arm pads slide back & forth allowing closest access to work



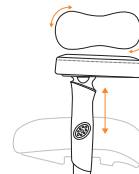
6 ARM Oversized Black Vinyl Arm Pads

- Height, width & pivot adjustable
- Oversized, padded arm pads provide large, extra soft surface
- 22 positive-lock angle positions in 360° range
- 180° rotation alternates long/short end positioning for access to work



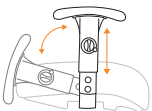
3 ARM 360° Swivel w/Oversized Urethane

- Height, width & pivot adjustable
- Oversized arm pads provide large, soft surface
- 22 positive-lock angle positions in 360° range
- 180° rotation alternates long/short end positioning for access to work



7 ARM Oversized Fabric/Leather Arm Pads

- Height, width & pivot adjustable
- Oversized, padded arm pads provide large, extra soft surface
- 22 positive-lock angle positions in 360° range
- 180° rotation alternates long/short end positioning for access to work



4 ARM Swing

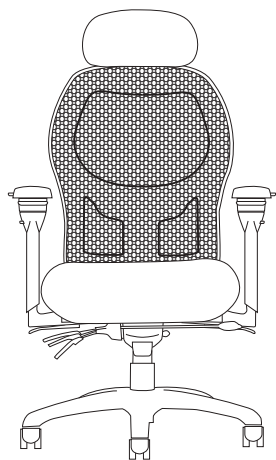
- Unique design swings arm down & out of the way
- Height, width & swing-down adjustable
- Excellent for multi-user applications where not all want armrests



P ARM 360° Swivel

- Height, width & pivot adjustable
- 22 positive-lock angle positions in 360° range
- 180° rotation alternates long/short end positioning for access to work

1000 Series



NPS1500-H5

FEATURES

- Up to 14 active adjustments
- Mesh back
- Independent lumbar
- Generous foam for optimal comfort
- Convert mesh back to upholstered w/optional sleeve
- 2 headrest options

STANDARD FEATURES

- 5-way 360° Arms
- Carpet Casters
- 26" Black Base
- 5" Cylinder
- Seat Slider

Need it Now? 5-day Quick Ship

Only standard features are available as Quick Ship unless otherwise noted.


QUICK SHIP ARMS

- 0 5-way 360°
- 5 No Arms

QUICK SHIP FABRICS

For available quick ship fabrics see page 8.

Step 1 — Model Number

Series Code		Back	Select a Seat	Select an Arm	Mech
NPS	Neutral Posture Series	1 Mesh Back	5 Medium Seat, <i>Minimal Contour</i>	0 5-way 360° \$0	0 Multi-function \$0 
			6 Medium Seat, <i>Moderate Contour</i>	3 360° w/Oversized Urethane \$90	
			7 Medium Seat, <i>Deep Contour</i>	4 Swing \$187	
			8 Large Seat, <i>Minimal Contour</i>	5 No Arms (\$140)	
				6 360° w/Oversized Black Vinyl \$271	
			7 360° w/Oversized Fabric/Leather \$320		
			P 360° Swivel \$0		
NPS		1	5	0	0

**NPS1500****NPS1600****NPS1700****NPS1800**

\$1,571	\$1,657	\$1,670	\$1,670
\$1,631	\$1,717	\$1,730	\$1,730
\$1,691	\$1,777	\$1,790	\$1,790
\$1,761	\$1,847	\$1,860	\$1,860
\$1,831	\$1,917	\$1,930	\$1,930
\$1,911	\$1,997	\$2,010	\$2,010
\$1,991	\$2,077	\$2,090	\$2,090
\$2,081	\$2,167	\$2,180	\$2,180
\$2,171	\$2,257	\$2,270	\$2,270

40 × 26 × 26	40 × 26 × 26	40 × 26 × 26	40 × 26 × 26
56 lbs	56 lbs	61 lbs	61 lbs
21	23	23	23
17.5 – 22.5	17.5 – 22.5	17.5 – 22.5	18.25 – 23.25
15.5 – 18	16 – 18.5	16 – 18.5	18 – 20.5
F3° – R11°	F9° – R6°	F10° – R3°	F5° – R7°
19	19	19	19
21	21	21	21
95° – 114°	100° – 126°	103° – 123°	102° – 109°
3	3	3	3
7 – 11	7 – 11	7 – 11	6.5 – 10.5
15.75 – 22.25	15.75 – 22.25	18 – 22.25	18 – 22.25
26	26	26	26
1 yd	1 yd	1 yd	1 yd
28 × 26 × 24	28 × 26 × 24	28 × 26 × 24	28 × 26 × 24
66 lbs	66 lbs	71 lbs	71 lbs
KD	KD	KD	KD

All measurements are nominal and shown in inches.
Specs may differ for stools.

Grade 1**Grade 2****Grade 3****Grade 4****Grade 5****Grade 6****Grade 7****Grade 8****Grade 9**

Chair (H x W x D)

Chair Weight

Seat Width

Seat Height

Seat Depth

Seat Angle

Back Width

Back Height

Back Angle

Lumbar Range

Arm Height

Arm Width

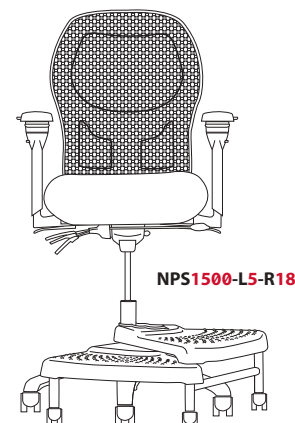
Base Diameter

COM Yardage

Shipping Box (L x W x H)

Shipping Weight

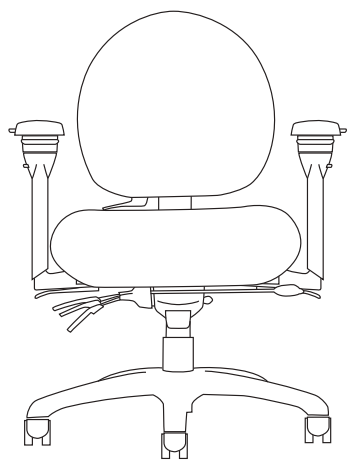
Shipping Method

**NPS1500-L5-R18**

Step 2 — Add option codes after model number NPS1500 - __ - __

General			Continuous Shift Warranty		Chair Cylinders		Stool Options	
CR	Cleanroom to Class 100	\$89	IU	Continuous-shift Warranty	\$368	L1	3" Cylinder	\$0
CX	Coccyx Cutout	\$272				L13	7" Dual Stage	\$69
	<i>Cloud 9, Revive, Top Shelf & M Plus</i>					L14	10" Dual Stage	\$69
F	Fring® Footrest	\$63	Casters/Glides		Headrests		Stool Cylinders	
	<i>Only available on (B0) base</i>		C1	Hard Floor	\$30	HE	Height Adjustable	\$75
N	N-dulgent® Memory Foam	\$94	C2	Glides	\$30		<i>Black Vinyl</i>	
Back Sleeve – Back of Sleeve Made w/Spacer			C3	Occupied Braking	\$234	H5	Dual Pivot	\$355
S1	Grade 1	\$127	C4	Unoccupied Braking	\$75		<i>Black Faux Leather</i>	
S2	Grade 2	\$184	C8	Chrome Carpet	\$114	Connexion® Arm		
S3	Grade 3	\$231	C9	Chrome Hard Floor	\$127	Z1	Connexion Arm	\$444
S4	Grade 4	\$277	Bases				<i>Only Available on (5) & (6) Seat</i>	
S5	Grade 5	\$323	B6	26" Polished Aluminum	\$178	Connexion® Arm Attachments		
S6	Grade 6	\$381		<i>Recommended with (L1)</i>		A1	Tablet Holder	\$188
S7	Grade 7	\$438	B8	27" Brushed Aluminum	\$178		<i>Requires (Z1) Connexion Arm</i>	
S8	Grade 8	\$497		<i>Recommended with (L1)</i>		Footrings – For Stool Cylinders Only		
S9	Grade 9	\$554	B12	28" Black	\$139	R1	18" Black Plastic	\$75
						R2	20" Chrome	\$101
						NeXtep® – For Stool Cylinders Only		
						R8	8" w/Casters	\$234
						R10	10" w/Casters	\$234
						R18	8"/10" w/Casters	\$374
						RW8	Wide 8" w/Casters	\$374
						RW10	Wide 10" w/Casters	\$374
						<i>Also Available w/Glides.</i>		
						For Additional Stool Options		
						See Ppage 112.		

5000 Series



NPS5500

FEATURES

- Up to 12 active adjustments
- Mid back & contoured seat designs
- Passive weight dispersion design
- Generous foam for optimal comfort
- Inflatable lumbar

STANDARD FEATURES

- 5-way 360° Arms
- Carpet Casters
- 26" Black Base
- 5" Cylinder
- Seat Slider

Need it Now? 5-day Quick Ship

Only standard features are available as Quick Ship unless otherwise noted.


QUICK SHIP ARMS

- 0 5-way 360°
- 5 No Arms

QUICK SHIP FABRICS

For available Quick Ship fabrics see page 8.

Step 1 — Model Number

Series Code		Back	Select a Seat	Select an Arm	Mech
NPS	Neutral Posture Series	5 Mid Back	5 Medium Seat, Minimal Contour	0 5-way 360° \$0	0 Multi-function \$0
			6 Medium Seat, Moderate Contour	3 360° w/Oversized Urethane \$90	
			7 Medium Seat, Deep Contour	4 Swing \$187	
			8 Large Seat, Minimal Contour	5 No Arms (\$140)	
			9 Large Seat, Deep Contour	6 360° w/Oversized Black Vinyl \$271	
			7 360° w/Oversized Fabric/Leather \$320		
				P 360° Swivel \$0	
NPS		5	5	0	0



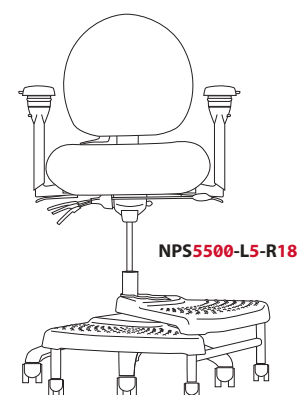
NPS5500	NPS5600	NPS5700	NPS5800	NPS5900
\$1,631	\$1,717	\$1,730	\$1,730	\$1,776
\$1,691	\$1,777	\$1,790	\$1,790	\$1,836
\$1,751	\$1,837	\$1,850	\$1,850	\$1,896
\$1,821	\$1,907	\$1,920	\$1,920	\$1,966
\$1,891	\$1,977	\$1,990	\$1,990	\$2,036
\$1,971	\$2,057	\$2,070	\$2,070	\$2,116
\$2,051	\$2,137	\$2,150	\$2,150	\$2,196
\$2,141	\$2,227	\$2,240	\$2,240	\$2,286
\$2,231	\$2,317	\$2,330	\$2,330	\$2,376

36 x 26 x 26	36 x 26 x 26	36 x 26 x 26	36 x 26 x 26	36 x 26 x 26
52.5 lbs	52.5 lbs	57 lbs	57 lbs	57 lbs
21	23	23	23	25
17.5 – 22.5	17.5 – 22.5	17.5 – 22.5	18.25 – 23.5	17.5 – 22.5
15.5 – 18	16 – 18.5	16 – 18.5	18 – 20.5	19 – 21.5
F3° – R11°	F9° – R6°	F10° – R3°	F5° – R7°	F8° – R6°
17.5	17.5	17.5	17.5	17.5
17 – 21	17 – 21	16 – 20	17 – 21	16 – 20
102° – 122°	107° – 122°	107° – 124°	108° – 128°	102° – 118°
4	4	4	4	4
7 – 11	7 – 11	7 – 11	6.5 – 10.5	6.5 – 10.5
15.75 – 22.25	15.75 – 22.25	18 – 22.25	18 – 22.25	18.5 – 22.25
26	26	26	26	26
2 yd	2 yd	2 yd	2 yd	2 yd
28 x 26 x 24	28 x 26 x 24	28 x 26 x 24	28 x 26 x 24	28 x 26 x 24
62.5 lbs	62.5 lbs	67 lbs	67 lbs	67 lbs
KD	KD	KD	KD	FA

All measurements are nominal and shown in inches.
Specs may differ for stools.

Grade 1**Grade 2****Grade 3****Grade 4****Grade 5****Grade 6****Grade 7****Grade 8****Grade 9****Chair (H x W x D)****Chair Weight****Seat Width****Seat Height****Seat Depth****Seat Angle****Back Width****Back Height****Back Angle****Lumbar Range****Arm Height****Arm Width****Base Diameter****COM Yardage****Shipping Box (L x W x H)****Shipping Weight****Shipping Method**

Upholstered Back Outer		
U1	Grade 1	\$132
U2	Grade 2	\$154
U3	Grade 3	\$176
U4	Grade 4	\$198
U5	Grade 5	\$220
U6	Grade 6	\$242
U7	Grade 7	\$264
U8	Grade 8	\$286
U9	Grade 9	\$308

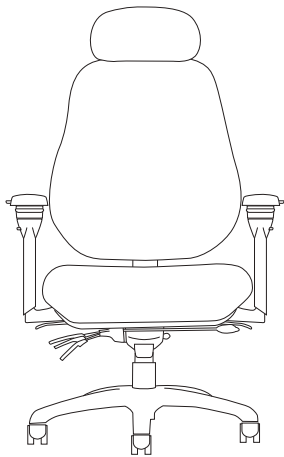
**Step 2 — Add option codes after model number NPS5500 - __ - __**

General			Casters/Glides		Chair Cylinders		Stool Options	
A	Thoracic Support	\$101	C1	Hard Floor	\$30	L1	3" Cylinder	\$0
CR	Cleanroom to Class 100	\$152	C2	Glides	\$30	L13	7" Dual Stage	\$69
CX	Coccyx Cutout <i>Cloud 9, Revive, Top Shelf & M Plus</i>	\$272	C3	Occupied Braking	\$234	L14	10" Dual Stage	\$69
D1	No Inflatable Lumbar	(\$50)	C4	Unoccupied Braking	\$75	Connexion® Arm		
E	ESD*	\$368	C8	Chrome Carpet	\$114			
F	Fring® Footrest <i>Only Available on (B0) Base</i>	\$63	C9	Chrome Hard Floor	\$127	Z1	Connexion Arm	\$444
N	N-dulgent® Memory Foam	\$158	Bases		Connexion® Arm Attachments		Footrings For Stool Cylinders Only	
Continuous Shift Warranty			B6	26" Polished Aluminum <i>Recommended with (L1)</i>	\$178	A1 Tablet Holder		\$188
IU	Continuous-shift Warranty	\$368	B8	27" Brushed Aluminum <i>Recommended with (L1)</i>	\$178	<i>Requires (Z1) Connexion Arm</i>		
			B12	28" Black	\$139	NeXtep® For Stool Cylinders Only		
						R8	8" w/Casters	\$234
						R10	10" w/Casters	\$234
						R18	8"/10" w/Casters	\$374
						RW8	Wide 8" w/Casters	\$374
						RW10	Wide 10" w/Casters	\$374

Also Available w/Glides.

For Additional Stool Options
See Ppage 112.

6000 Series



NPS6800-H4

FEATURES

- Up to 15 active adjustments
- High back & contoured seat designs
- Passive weight dispersion design
- Generous foam for optimal comfort
- Inflatable lumbar
- Optional headrest

STANDARD FEATURES

- 5-way 360° Arms
- Carpet Casters
- 26" Black Base
- 5" Cylinder
- Seat Slider

Need it Now? 5-day Quick Ship

Only standard features are available as Quick Ship unless otherwise noted.


QUICK SHIP ARMS


- 0 5-way 360°
- 5 No Arms

QUICK SHIP FABRICS

For available Quick Ship fabrics see page 8.

Step 1 — Model Number

Series Code		Back	Select a Seat	Select an Arm	Mech
NPS	Neutral Posture Series	6 High Back	5 Medium Seat, Minimal Contour	0 5-way 360° \$0	0 Multi-function \$0
			6 Medium Seat, Moderate Contour	3 360° w/Oversized Urethane \$90	
			7 Medium Seat, Deep Contour	4 Swing \$187	
			8 Large Seat, Minimal Contour	5 No Arms (\$140)	
			9 Large Seat, Deep Contour	6 360° w/Oversized Black Vinyl \$271	
			7 360° w/Oversized Fabric/Leather \$320		
			P 360° Swivel \$0		
NPS	6	8	0	0	



NPS6500	NPS6600	NPS6700	NPS6800	NPS6900
\$1,870	\$1,954	\$1,969	\$1,969	\$2,014
\$1,930	\$2,014	\$2,029	\$2,029	\$2,074
\$1,990	\$2,074	\$2,089	\$2,089	\$2,134
\$2,060	\$2,144	\$2,159	\$2,159	\$2,204
\$2,130	\$2,214	\$2,229	\$2,229	\$2,274
\$2,210	\$2,294	\$2,309	\$2,309	\$2,354
\$2,290	\$2,374	\$2,389	\$2,389	\$2,434
\$2,380	\$2,464	\$2,479	\$2,479	\$2,524
\$2,470	\$2,554	\$2,569	\$2,569	\$2,614

42 x 26 x 26	42 x 26 x 26	42 x 26 x 26	42 x 26 x 26	42 x 26 x 26
63 lbs	63 lbs	67.5 lbs	67.5 lbs	67.5 lbs
21	23	23	23	25
17.5 – 22.5	17.5 – 22.5	17.5 – 22.5	18.25 – 23.25	17.5 – 22.5
15 – 17.5	15 – 17.5	16 – 18.5	18 – 20.5	19.5 – 22
F3° – R11°	F9° – R6°	F10° – R3°	F5° – R7°	F8° – R6°
22.5	22.5	22.5	22.5	22.5
21.5 – 25.5	21.5 – 25.5	22 – 26	22.5 – 26.5	22 – 26
97° – 112°	98° – 113°	97° – 113°	99° – 114°	99° – 115°
4	4	4	4	4
7 – 11	7 – 11	7 – 11	6.5 – 10.5	6.5 – 10.5
15.75 – 22.25	15.75 – 22.25	18 – 22.25	18 – 22.25	18.5 – 22.25
26	26	26	26	26
2.5 yd	2.5 yd	2.5 yd	2.5 yd	2.5 yd
28 x 26 x 24	28 x 26 x 24	28 x 26 x 24	28 x 26 x 24	37 x 30 x 52
73 lbs	73 lbs	77.5 lbs	77.5 lbs	77.5 lbs
KD	KD	KD	KD	FA

Grade 1**Grade 2****Grade 3****Grade 4****Grade 5****Grade 6****Grade 7****Grade 8****Grade 9****Chair (H x W x D)****Chair Weight****Seat Width****Seat Height****Seat Depth****Seat Angle****Back Width****Back Height****Back Angle****Lumbar Range****Arm Height****Arm Width****Base Diameter****COM Yardage****Shipping Box (L x W x H)****Shipping Weight****Shipping Method**

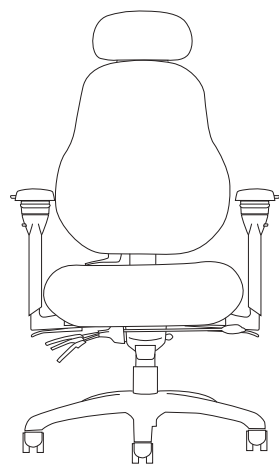
Upholstered Back Outer		
U1	Grade 1	\$132
U2	Grade 2	\$154
U3	Grade 3	\$176
U4	Grade 4	\$198
U5	Grade 5	\$220
U6	Grade 6	\$242
U7	Grade 7	\$264
U8	Grade 8	\$286
U9	Grade 9	\$308

All measurements are nominal and shown in inches for base model numbers.

Step 2 — Add option codes after model number NPS6800 - __ - __

General			Finishes			Casters/Glides			Cylinders		
A	Thoracic Support	\$101	PT	Pillow Top	\$1,092	C1	Hard Floor	\$30	L1	3" Cylinder	\$0
CR	Cleanroom to Class 100	\$152		Only Available on (8) Seat;		C2	Glides	\$30	L13	7" Dual Stage	\$69
CX	Coccyx Cutout	\$272		Only in Canter, Ultraleather™		C3	Occupied Braking	\$234	L14	10" Dual Stage	\$69
	Cloud 9, Revive, Top Shelf & M Plus			or Leather		C4	Unoccupied Braking	\$75			
E	ESD*	\$368	SL	Stitched Leather	\$444	C8	Chrome Carpet	\$114	Headrest		
F	Fring® Footrest	\$63		Not Available on (7) & (9) Seat;		C9	Chrome Hard Floor	\$127	H4	Dual Pivot	\$338
N	N-dulgent® Memory Foam	\$158		Only in Ultraleather™ or Leather					Matching Upholstery		
Continuous Shift Warranty						Bases			Connexion® Arm		
IU	Continuous-shift Warranty	\$368				B6	26" Polished Aluminum	\$178	Z1	Connexion Arm	\$444
						Recommended with (L1)			Only Available on (5) & (6) Seat		
						B8	27" Brushed Aluminum	\$178	Connexion® Arm Attachments		
						Recommended with (L1)			A1	Tablet Holder	\$188
						B12	28" Black	\$139	Requires (Z1) Connexion Arm		

8000 Series



NPS8500-H4

FEATURES

- Up to 15 active adjustments
- High back & contoured seat designs
- Passive weight dispersion design
- Generous foam for optimal comfort
- Inflatable lumbar
- Optional headrest

STANDARD FEATURES

- 5-way 360° Arms
- Carpet Casters
- 26" Black Base
- 5" Cylinder
- Seat Slider

Need it Now? 5-day Quick Ship

Only standard features are available as Quick Ship unless otherwise noted.


QUICK SHIP ARMS






- 0 5-way 360°
- 5 No Arms

QUICK SHIP FABRICS

For available Quick Ship fabrics see page 8.

Step 1 — Model Number

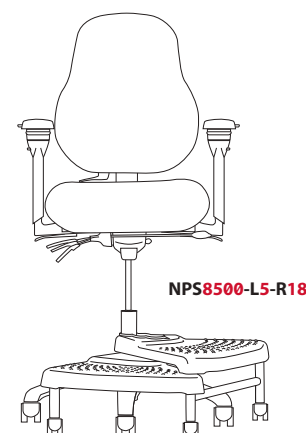
Series Code		Back	Select a Seat	Select an Arm	Mech
NPS	Neutral Posture Series	8 High Back	5 Medium Seat, Minimal Contour	0 5-way 360° \$0	0 Multi-function \$0
			6 Medium Seat, Moderate Contour	3 360° w/Oversized Urethane \$90	
			7 Medium Seat, Deep Contour	4 Swing \$187	
			8 Large Seat, Minimal Contour	5 No Arms (\$140)	
			9 Large Seat, Deep Contour	6 360° w/Oversized Black Vinyl \$271	
			7 360° w/Oversized Fabric/Leather \$320		
			P 360° Swivel \$0		
NPS		8	5	0	0

Extra Tall				
				
NPS8500	NPS8600	NPS8700	NPS8800	NPS8900
\$1,718	\$1,798	\$1,811	\$1,811	\$1,855
\$1,778	\$1,858	\$1,871	\$1,871	\$1,915
\$1,838	\$1,918	\$1,931	\$1,931	\$1,975
\$1,908	\$1,988	\$2,001	\$2,001	\$2,045
\$1,978	\$2,058	\$2,071	\$2,071	\$2,115
\$2,058	\$2,138	\$2,151	\$2,151	\$2,195
\$2,138	\$2,218	\$2,231	\$2,231	\$2,275
\$2,228	\$2,308	\$2,321	\$2,321	\$2,365
\$2,318	\$2,398	\$2,411	\$2,411	\$2,455

40 × 26 × 26	40 × 26 × 26	40 × 26 × 26	40 × 26 × 26	40 × 26 × 26
59.5 lbs	61 lbs	65 lbs	65 lbs	65 lbs
21	23	23	23	25
17.5 – 22.5	17.5 – 22.5	17.5 – 22.5	18.25 – 23.25	17.5 – 22.5
15.5 – 18	16 – 18.5	16 – 18.5	18 – 20.5	19 – 21.5
F3° – R11°	F9° – R6°	F10° – R3°	F5° – R7°	F8° – R6°
19.5	19.5	19.5	19.5	19.5
21.5 – 25.5	22 – 26	22 – 26	22.5 – 26.5	22 – 26
100° – 119°	100° – 115°	100° – 115°	100° – 121°	100° – 116°
4	4	4	4	4
7 – 11	7 – 11	7 – 11	6.5 – 10.5	6.5 – 10.5
15.75 – 22.25	15.75 – 22.25	18 – 22.25	18 – 22.25	18.5 – 22.25
26	26	26	26	26
2 yd	2 yd	2 yd	2 yd	2 yd
28 × 26 × 24	28 × 26 × 24	28 × 26 × 24	28 × 26 × 24	37 × 30 × 52
69.5 lbs	71 lbs	75 lbs	75 lbs	75 lbs
KD	KD	KD	KD	FA

Grade 1**Grade 2****Grade 3****Grade 4****Grade 5****Grade 6****Grade 7****Grade 8****Grade 9****Chair (H x W x D)****Chair Weight****Seat Width****Seat Height****Seat Depth****Seat Angle****Back Width****Back Height****Back Angle****Lumbar Range****Arm Height****Arm Width****Base Diameter****COM Yardage****Shipping Box (L x W x H)****Shipping Weight****Shipping Method**

Upholstered Back Outer		
U1	Grade 1	\$132
U2	Grade 2	\$154
U3	Grade 3	\$176
U4	Grade 4	\$198
U5	Grade 5	\$220
U6	Grade 6	\$242
U7	Grade 7	\$264
U8	Grade 8	\$286
U9	Grade 9	\$308

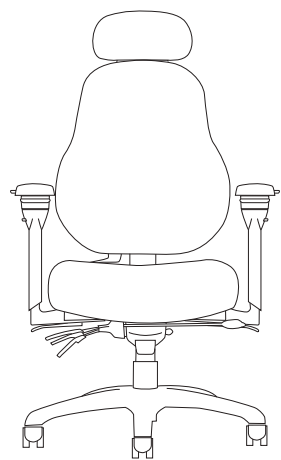


All measurements are nominal and shown in inches for base model numbers.
Specs may differ for stools.

Step 2 — Add option codes after model number NPS8500 - __ - __

General			Casters/Glides		Cylinders		Stool Cylinders	
A	Thoracic Support	\$101	C1	Hard Floor	\$30	L1	3" Cylinder	\$0
CR	Cleanroom to Class 100	\$152	C2	Glides	\$30	L13	7" Dual Stage	\$69
CX	Coccyx Cutout	\$272	C3	Occupied Braking	\$234	L14	10" Dual Stage	\$69
	Cloud 9, Revive, Top Shelf & M Plus		C4	Unoccupied Braking	\$75			
D1	No Inflatable Lumbar	(\$50)	C8	Chrome Carpet	\$114	Headrest		
E	ESD*	\$368	C9	Chrome Hard Floor	\$127	H4	Dual Pivot	\$338
F	Fring® Footrest	\$63					Matching Upholstery	
	Only Available on (B0) Base		Bases			Connexion® Arm		
N	N-dulgent® Memory Foam	\$158	B6	26" Polished Aluminum	\$178	Z1	Connexion Arm	\$444
				Recommended with (L1)			Only Available on (5) & (6) Seat	
Continuous Shift Warranty			B8	27" Brushed Aluminum	\$178	Connexion® Arm Attachments		
IU	Continuous-shift Warranty	\$368		Recommended with (L1)		A1	Tablet Holder	\$188
			B12	28" Black	\$139		Requires (Z1) Connexion Arm	
Finishes								
SL	Stitched Leather	\$444						
	Not Available on (7) or (9) Seat;							
	Only in UltraLeather™ or Leather							

8000 Series
Tall & Skinny



NPS8200-H4


FEATURES

- Up to 15 active adjustments
- High back & extra deep seat
- Passive weight dispersion design
- Generous foam for optimal comfort
- Inflatable lumbar
- Optional headrest

STANDARD FEATURES

- 5-way 360° Arms
- Carpet Casters
- 28" Intensive Use Black Base
- 5" Cylinder
- Seat Slider

Step 1 — Model Number

Series Code		Back	Select a Seat	Select an Arm	Mech
NPS	Neutral Posture Series	8 High Back	2 Extra Deep Seat, Minimal Contour	0 5-way 360° \$0	0 Multi-function
				3 360° w/Oversized Urethane \$90	
				4 Swing \$187	
				5 No Arms (\$140)	
				6 360° w/Oversized Black Vinyl \$271	
				7 360° w/Oversized Fabric/Leather \$320	
				P 360° Swivel \$0	
NPS	8	2	0	0	



NPS8200

\$2,093	Grade 1
\$2,153	Grade 2
\$2,213	Grade 3
\$2,283	Grade 4
\$2,353	Grade 5
\$2,433	Grade 6
\$2,513	Grade 7
\$2,603	Grade 8
\$2,693	Grade 9

43 x 28 x 28	Chair (H x W x D)
57 lbs	Chair Weight
20	Seat Width
18.75 – 23.75	Seat Height
20.5 – 23	Seat Depth
F7° – R8°	Seat Angle
19.5	Back Width
21.5 – 25.5	Back Height
100° – 119°	Back Angle
4	Lumbar Range
7 – 11	Arm Height
15.75 – 22.25	Arm Width
28	Base Diameter
2 yd	COM Yardage
28 x 26 x 24	Shipping Box (L x W x H)
67 lbs	Shipping Weight
KD	Shipping Method

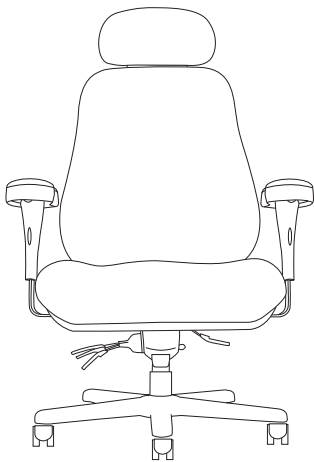
All measurements are nominal and shown in inches for base model numbers.

Upholstered Back Outer		
U1	Grade 1	\$132
U2	Grade 2	\$154
U3	Grade 3	\$176
U4	Grade 4	\$198
U5	Grade 5	\$220
U6	Grade 6	\$242
U7	Grade 7	\$264
U8	Grade 8	\$286
U9	Grade 9	\$308

Step 2 — Add option codes after model number NPS8200 - __ - __

General			Casters/Glides			Cylinders			Headrest		
A	Thoracic Support	\$101	C1	Hard Floor	\$30	L1	3" Cylinder	\$0	H4	Dual Pivot	\$338
CR	Cleanroom to Class 100	\$152	C2	Glides	\$30	L7	7" Cylinder	\$69	<i>Matching Upholstery</i>		
D1	No Inflatable Lumbar	(\$50)				L13	7" Dual Stage	\$69			
N	N-dulgent® Memory Foam	\$158									

Big & Tall



BTC10100-H4
Big & Tall



BTC16800
Big & Tall Jr.

FEATURES

- Up to 11 active adjustments
- High back & contoured seat designs
- 24/7 Continuous-shift 5-year warranty only available on upholstery with a double rub rating of over 1,000,000
- Available in both regular & junior sizes
- Supports users up to 500 lbs and/or 7 ft tall
- Inflatable lumbar
- Optional headrest
- Optional leather pillow top

STANDARD FEATURES

- Oversized Padded Arms
- Carpet Casters
- 28" Intensive Use Black Base
- 5" Cylinder
- Seat Slider

Need it Now? 5-day Quick Ship

Only standard features are available as Quick Ship unless otherwise noted.




QUICK SHIP ARMS	
0	Oversized Padded
1	Urethane Arm Pads

QUICK SHIP FABRICS	
For available Quick Ship fabrics see page 8.	

Step 1 — Model Number

Series Code	Select a Back	Select a Seat	Select an Arm	Mech
<div>BTCBig & Tall</div>	<div>10Extra Large Back</div> <div>16High Back</div>	<div>1Extra Large Seat, Minimal Contour</div> <div>8Large Seat, Minimal Contour</div> <div>9Large Seat, Deep Contour</div>	<div>0Oversized Padded\$0</div> <div>1Urethane Arm Pads(\$50)</div>	<div>0Multi-function</div> <div></div>
<div>BTC</div>	<div>10</div>	<div>1</div>	<div>0</div>	<div>0</div>



Regular		Junior (Extra Tall)	
			
BTC10100	BTC16800	BTC16900	
\$2,840	\$2,840	\$2,886	
\$2,900	\$2,900	\$2,946	
\$2,960	\$2,960	\$3,006	
\$3,030	\$3,030	\$3,076	
\$3,100	\$3,100	\$3,146	
\$3,180	\$3,180	\$3,226	
\$3,260	\$3,260	\$3,306	
\$3,350	\$3,350	\$3,396	
\$3,440	\$3,440	\$3,486	
42 x 35 x 28	41 x 31 x 28	41 x 31 x 28	Chair (H x W x D)
85 lbs	76 lbs	76 lbs	Chair Weight
27	23	25	Seat Width
20 – 25	19 – 24	19 – 24	Seat Height
20 – 22	19 – 21	20 – 22	Seat Depth
F1° – R7.5°	F4° – R12°	F1° – R9°	Seat Angle
24	22.5	22.5	Back Width
22 – 26	22 – 26	24 – 28	Back Height
96° – 118°	95° – 112°	97° – 115°	Back Angle
4	4	4	Lumbar Range
7 – 10	7 – 10	7 – 10	Arm Height
24	21	24	Arm Width
28	28	28	Base Diameter
2.5 yd	2.5 yd	2.5 yd	COM Yardage
37 x 30 x 52	37 x 30 x 52	37 x 30 x 52	Shipping Box (L x W x H)
105 lbs	96 lbs	96 lbs	Shipping Weight
FA	FA	FA	Shipping Method

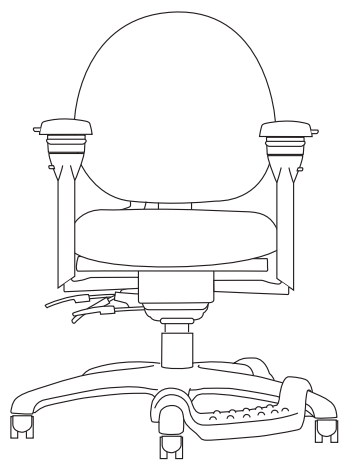
All measurements are nominal and shown in inches for base model numbers.

Grade 1**Grade 2****Grade 3****Grade 4****Grade 5****Grade 6****Grade 7****Grade 8****Grade 9****Upholstered Back Outer**

U1	Grade 1	\$132
U2	Grade 2	\$154
U3	Grade 3	\$176
U4	Grade 4	\$198
U5	Grade 5	\$220
U6	Grade 6	\$242
U7	Grade 7	\$264
U8	Grade 8	\$286
U9	Grade 9	\$308

Step 2 — Add option codes after model number BTC10100 - __ - __

General			Finishes			Bases			Headrest		
A	Thoracic Support	\$101	PT	Pillow Top	\$1,270	B9	28" Chrome	\$203	H4	Dual Pivot	\$338
CR	Cleanroom to Class 100	\$152		Only Available on (1) & (8)						Matching Upholstery	
CX	Coccyx Cutout	\$272		Seat; Only in Canter,		Cylinders					
	Cloud 9, Revive, Top Shelf & M Plus			Ultraleather™ or Leather		L1	3" Cylinder	\$0			
E	ESD*	\$368	Casters/Glides								
	Arms are Fixed When ESD Added		C1	Hard Floor	\$30						
J	Upholstered Arm Pad	\$82	C2	Glides	\$30						
	Only Available on (0) Arm										
N	N-dulgent® Memory Foam	\$158									



XSM5300-F

FEATURES

- Up to 15 active adjustments
- Petite seat
- Mesh back, mid back or high back
- Passive weight dispersion design
- Generous foam for optimal comfort
- Inflatable lumbar on 5 & 8 back
- Optional headrest available on 1 & 8 back

STANDARD FEATURES

- 5-way 360° Arms
- Carpet Casters
- 26" Black Base
- 5" Cylinder
- Seat Slider

Need it Now? 5-day Quick Ship

Only standard features are available as Quick Ship unless otherwise noted.


QUICK SHIP ARMS

- 0 5-way 360°
- 5 No Arms

QUICK SHIP FABRICS

For available Quick Ship fabrics see page 8.

Step 1 — Model Number

Series Code		Select a Back	Select a Seat	Select an Arm		Mech
XSM	Extra Small Series	1 Mesh Back	3 Petite Seat, Minimal Contour	0 5-way 360°	\$0	0 Multi-function 
		5 Mid Back		3 360° w/Oversized Urethane	\$94	
		8 High Back		5 No Arms	(\$140)	
				6 360° w/Oversized Black Vinyl	\$284	
				7 360° w/Oversized Fabric/Leather	\$336	
				P 360° Swivel	\$0	
XSM		5	3	0		0



XSM1300	XSM5300	XSM8300
\$1,657	\$1,717	\$1,888
\$1,717	\$1,777	\$1,948
\$1,777	\$1,837	\$2,008
\$1,847	\$1,907	\$2,078
\$1,917	\$1,977	\$2,148
\$1,997	\$2,057	\$2,228
\$2,077	\$2,137	\$2,308
\$2,167	\$2,227	\$2,398
\$2,257	\$2,317	\$2,488

Grade 1
Grade 2
Grade 3
Grade 4
Grade 5
Grade 6
Grade 7
Grade 8
Grade 9

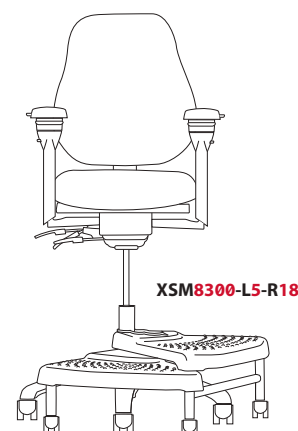
39.75 × 26 × 26	35.5 × 26 × 26	40.25 × 26 × 26
52.5 lbs	52 lbs	54.5 lbs
17	17	17
15.75 – 20.75	15.75 – 20.75	15.75 – 20.75
15.5 – 18	15.5 – 18	15.5 – 18
F4° – R11°	F4° – R11°	F6° – R12°
19	17.5	19.5
23	18 – 22	23 – 27
95° – 115°	105° – 121°	95° – 111°
3	4	4
7 – 11	7 – 11	7 – 11
13.5 – 18.25	13.5 – 18.25	13.5 – 18.25
26	26	26
1 yd	2 yd	2 yd
28 × 26 × 24	28 × 26 × 24	28 × 26 × 24
62.5 lbs	62 lbs	64.5 lbs
KD	KD	KD

Chair (H x W x D)
Chair Weight
Seat Width
Seat Height
Seat Depth
Seat Angle
Back Width
Back Height
Back Angle
Lumbar Range
Arm Height
Arm Width
Base Diameter
COM Yardage
Shipping Box (L x W x H)
Shipping Weight
Shipping Method

All measurements are nominal and shown in inches for base model numbers. Specs may differ for stools.

Upholstered Back Outer		
U1	Grade 1	\$132
U2	Grade 2	\$154
U3	Grade 3	\$176
U4	Grade 4	\$198
U5	Grade 5	\$220
U6	Grade 6	\$242
U7	Grade 7	\$264
U8	Grade 8	\$286
U9	Grade 9	\$308

Only Available on (5) or (8) Back



XSM8300-L5-R18

Step 2 — Add option codes after model number XSM5300 - __ - __

General			Back Sleeve – Back of Sleeve Made w/Spacer		
A	Thoracic Support <i>Not available on (1) Back</i>	\$101	S1	Grade 1	\$127
CR	Cleanroom to Class 100	\$152	S2	Grade 2	\$184
CX	Coccyx Cutout <i>Cloud 9, Revive, Top Shelf & M Plus</i>	\$272	S3	Grade 3	\$231
D1	No Inflatable Lumbar	(\$50)	S4	Grade 4	\$277
E	ESD*	\$368	S5	Grade 5	\$323
F	Fring® Footrest <i>Only Available on (B0) Base</i>	\$63	S6	Grade 6	\$381
N	N-dulgent® Memory Foam	\$158	S7	Grade 7	\$438
			S8	Grade 8	\$497
			S9	Grade 9	\$554
			Only Available on (1) Back		
Headrests			Chair Cylinders		
HE	Height Adjustable <i>Black Vinyl (1) Back Only</i>	\$75	L1	3" Cylinder	\$0
H4	Dual Pivot <i>Matching Upholstery (8) Back Only</i>	\$338	L13	7" Dual Stage	\$69
H5	Dual Pivot <i>Black Faux Leather (1) Back Only</i>	\$355	L14	10" Dual Stage	\$69

Casters/Glides		
C1	Hard Floor	\$30
C2	Glides	\$30
C3	Occupied Braking	\$234
C4	Unoccupied Braking	\$75
C8	Chrome Carpet	\$114
C9	Chrome Hard Floor	\$127
Bases		
B6	26" Polished Aluminum <i>Recommended with (L1)</i>	\$178
B8	27" Brushed Aluminum <i>Recommended with (L1)</i>	\$178
B12	28" Black	\$139


Stool Options

Stool Cylinders		
L4	8" Cylinder	\$69
L5	10" Cylinder	\$69
L7	7" Cylinder	\$69
Footrings – For Stool Cylinders Only		
R1	18" Black Plastic	\$75
R2	20" Chrome	\$101
NeXtep® – For Stool Cylinders Only		
R8	8" w/Casters	\$234
R10	10" w/Casters	\$234
R18	8"/10" w/Casters	\$374
RW8	Wide 8" w/Casters	\$374
RW10	Wide 10" w/Casters	\$374
Also Available w/Glides.		
For Additional Stool Options See Page 112.		

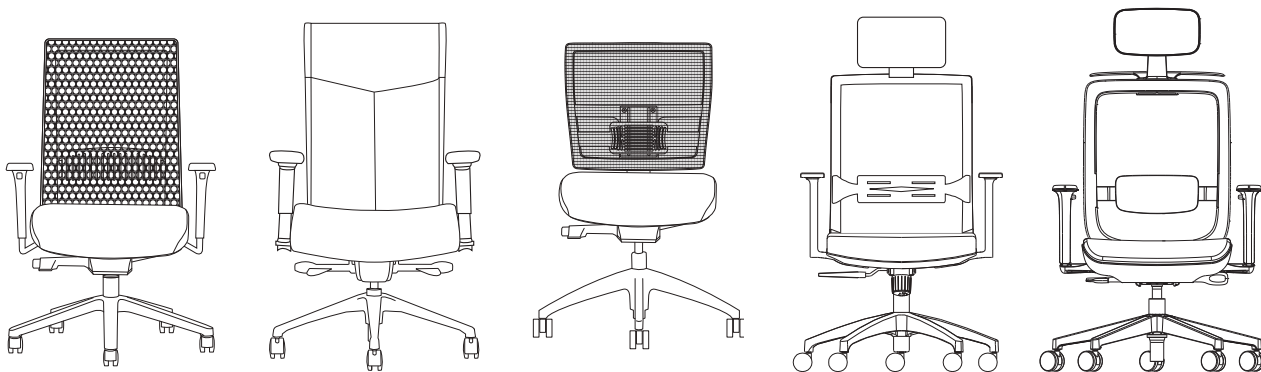
TASK/CONFERENCE SEATING

Neutral Posture's task/conference seating offers a wide range of styles, features and options to address any application needs. The task/conference seating was designed with elegance and engineered with functionality and health promoting benefits in mind. The task/conference seating is also a very broad category, providing anything from highly ergonomic chairs for personal use to stools and guest chairs for shorter periods of seated time and unique tasks. The multitude of specialty armrests and fabric types available will ensure that you have the chair needed to complete the task at hand and

look good while doing it. In our task/conference seating we have many different families of chairs, allowing you to fill your space with multi-functional chairs having a common theme and look. We offer many of our task/conference chairs in mesh making the chair more breathable for comfort, as well as providing a customizable sleeve that you can slide over the mesh back for an upholstered look and feel. Whether you are in the market to find an ergonomic chair to boost comfort and productivity or a family of chairs to spice up the office, our task/conference seating has the exact chair to fit your wants and needs.

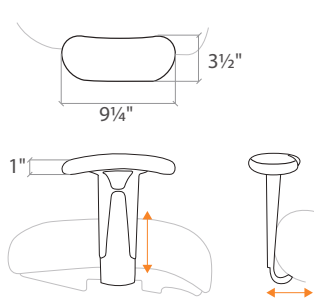


TASK/CONFERENCE SEATING



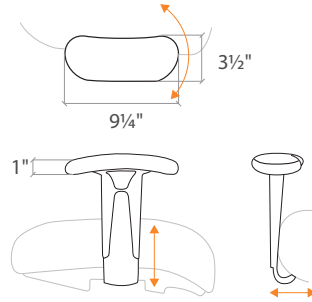
Arm Options

Standard Arms



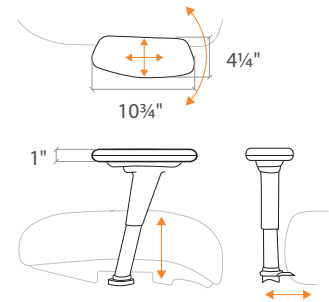
0 4" ADJUSTABLE

Arm Height	7.0 – 11.0
Arm Width	17.5 – 21.5
Arm Pivot	fixed
Weight	7 lbs



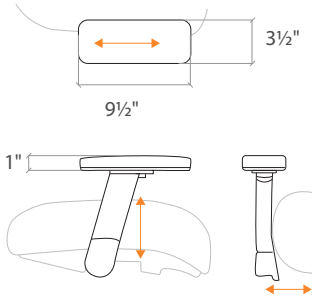
1 4" ADJ. W/PIVOT

Arm Height	7.0 – 11.0
Arm Width	17.5 – 21.5
Arm Pivot	25° range
Weight	7 lbs



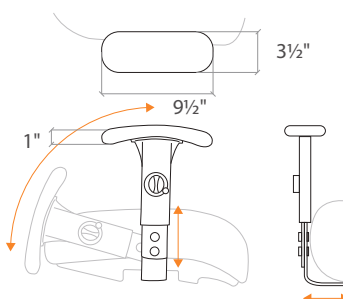
2 LATERAL SLIDING

Arm Height	7.0 – 11.0
Arm Width	17.5 – 21.5
Arm Pivot	30° range
Weight	7 lbs



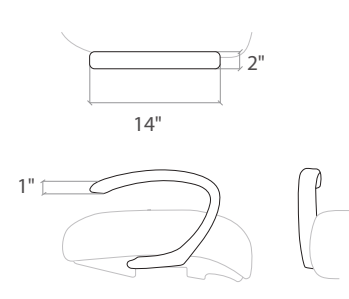
3 3" ADJUSTABLE

Arm Height	7.5 – 11.0
Arm Width	18.0 – 24.0
Arm Pivot	fixed
Weight	6 lbs



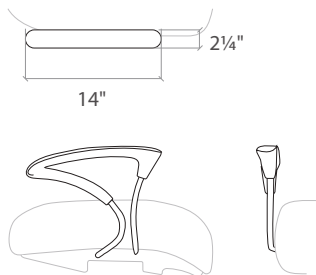
4 SWING

Arm Height	7.0 – 10.0
Arm Width	17.75 – 22.0
Arm Pivot	fixed
Weight	7 lbs



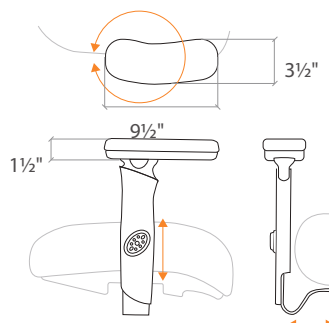
6 C LOOP

Arm Height	7.5
Arm Width	22.5
Arm Pivot	fixed
Weight	5 lbs



7 CHROME LOOP

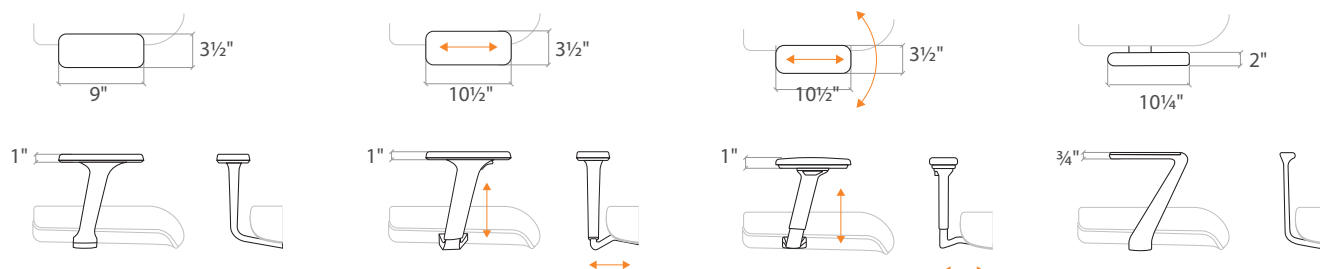
Arm Height	7.5
Arm Width	22.25
Arm Pivot	fixed
Weight	5 lbs



8 360° SWIVEL

Arm Height	7.0 – 11.0
Arm Width	18 – 22
Arm Pivot	360° range
Weight	7 lbs

Knomi and Ulius Arms



0 FIXED

Arm Height 7
Arm Width 19.75
Arm Pivot fixed
Weight 4 lbs

3 3D

6 3D W/CHROME ACCENTS

Arm Height 6 – 9
Arm Width 18 – 20.5
Arm Pivot fixed
Weight 4 lbs

4 4D

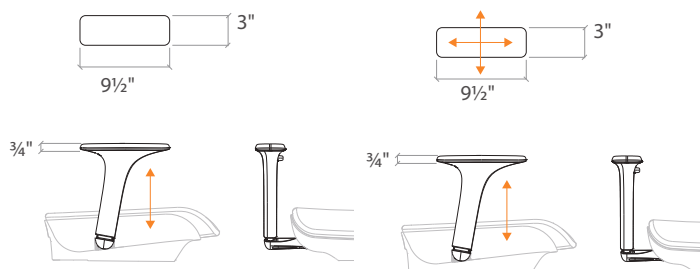
8 4D W/CHROME ACCENTS

Arm Height 6 – 9
Arm Width 18 – 20.5
Arm Pivot 30° range
Weight 4 lbs

7 CHROME LOOP

Arm Height 9
Arm Width 20.5
Arm Pivot fixed
Weight 6 lbs

Icon Arms



0 1D

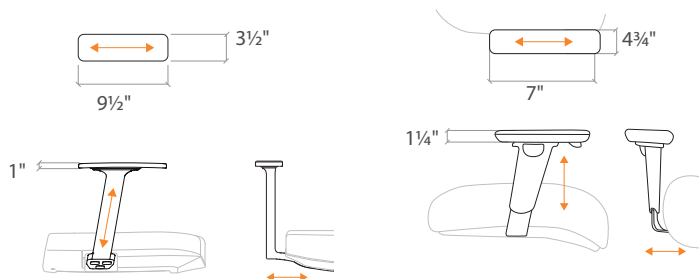
Arm Height 7 – 10.5
Arm Width 19.5
Arm Pivot fixed
Weight 4.5 lbs

3 3D

Arm Height 7 – 10.5
Arm Width 18.0 – 20.0
Arm Pivot fixed
Weight 4.5 lbs

Renati Arms

Balance Arms



0 ADJUSTABLE

Arm Height 7.0 – 11.0
Arm Width 18.5 – 19.5
Arm Pivot fixed
Weight 4 lbs

1 FORWARD SLIDING GELTHANE

Arm Height 7 – 10
Arm Width 19 – 23
Arm Pivot fixed
Weight 4.5 lbs

All measurements are nominal and shown in inches.

CHAIR MECHANISMS



0 KNEE-TILT

- Swivel 360°
- Pneumatic seat height
- Seat tilt tension
- Back to seat tilt, 1:1
- Rock or lock recline

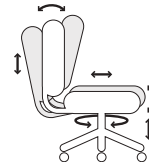
Available on
Balance
Embrace



2 SYNCHRO

- Swivel 360°
- Pneumatic seat height
- Seat tilt tension
- Back angle
- Seat angle
- Back to seat tilt, 2:1
- Anti-kick tilt-lock
- Optional seat slider

Available on
Balance
Cozi
NV
Right Chair
U4ia



3 WEIGHT SENSITIVE

- Swivel 360°
- Pneumatic seat height
- Weight activated seat tilt tension
- Back angle
- Seat angle
- Back to seat tilt, 2:1
- Anti-kick tilt-lock
- Seat slider

Available on
Icon



4 TILT-SWIVEL

- Swivel 360°
- Pneumatic seat height
- Seat tilt tension
- Back to seat tilt, 1:1

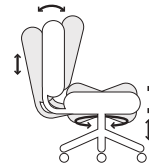
Available on
Embrace
Renati



6 MULTI-TILT

- Swivel 360°
- Pneumatic seat height
- Independent back angle
- Independent seat angle
- Seat tilt tension
- Infinite adjust forward tilt-stop
- Optional seat slider

Available on
Cozi
E-Series
Right Chair

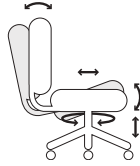


8 MULTI-TILT

- Swivel 360°
- Pneumatic seat height
- Independent back angle
- Independent seat angle
- Seat tilt tension
- Infinite adjust forward tilt-stop
- Seat slider

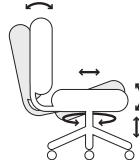
Available on
Cozi 24/7

CHAIR MECHANISMS (Ulius & Knomi)



2 SYNCHRO

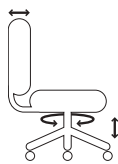
- Swivel 360°
- Pneumatic seat height
- Quick adjust seat tilt tension
- Back angle
- Seat angle
- Back to seat tilt, 2:1
- Adjustable anti-kick tilt-lock
- Seat slider



3 WEIGHT SENSITIVE

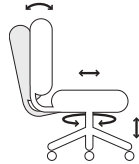
- Swivel 360°
- Pneumatic seat height
- Weight activated seat tilt tension
- Back angle
- Seat angle
- Back to seat tilt, 2:1
- Adjustable anti-kick tilt-lock
- Seat slider

STOOL MECHANISMS



1 BASIC

- Swivel 360°
- Pneumatic seat height
- Back depth



8 STANDARD

- Swivel 360°
- Pneumatic seat height
- Seat slider
- Independent back angle



9 DELUXE-TILT

- Swivel 360°
- Pneumatic seat height
- Seat slider
- Seat angle
- Independent back angle

Available on

Cozi Stool
Right Chair Stool
U4ia Stool

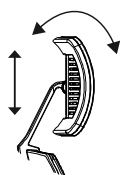
Available on

Cozi Stool
Right Chair Stool
U4ia Stool

Available on

Cozi Stool
Right Chair Stool
U4ia Stool

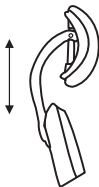
Headrest Options



H HEADREST
Matching Upholstery

- Height
- Angle

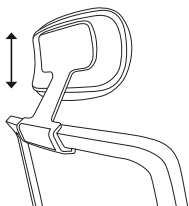
Available on
Renati



HE SYNCHRO
Black Vinyl

- Height

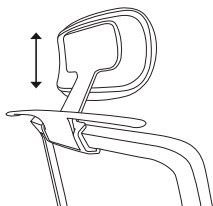
Available on
Right Chair
Right Chair Stool



H1 HEADREST
Matching Upholstery

- Height

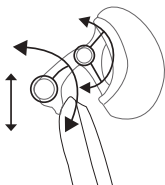
Available on
Icon



H2 HEADREST W/COAT HANGER
Matching Upholstery

- Height
- Built-in coat hanger

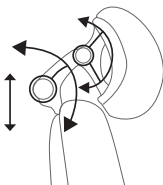
Available on
Icon



H5 DUAL PIVOT
Black Faux Leather

- Height
- Depth
- 2 pivot points

Available on
Right Chair
Right Chair Stool



H6 DUAL PIVOT
Matching Upholstery

- Height
- Depth
- 2 pivot points

Available on
Cozi
Cozi 24/7
Cozi Stool

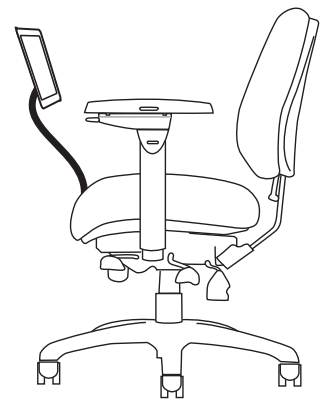
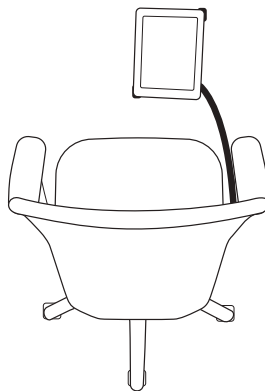
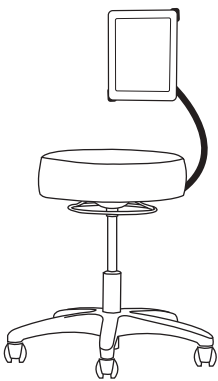


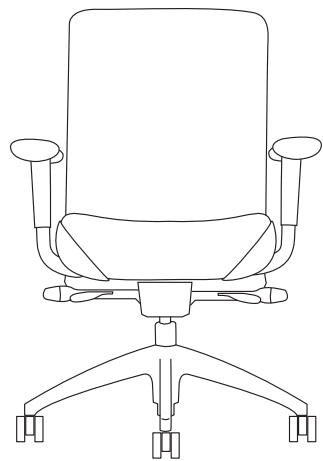
CONNEXION® ARM

**THE ONLY GENUINE ERGONOMIC
SOLUTION FOR THOSE WHO WORK
INTENSELY WITH THEIR TABLET**

FEATURES

- Quickly and easily position your tablet where it's comfortable for you
- Holds your tablet so you don't have to
- Eliminates awkward postures and helps reduce upper body fatigue
- Engineered for ease of use
- Can be used while sitting or standing
- 3 mounting options, left, right or both





BAL5312



FEATURES

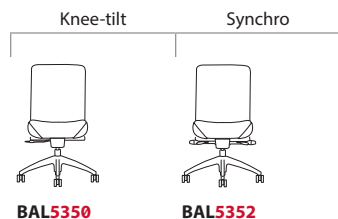
- Up to 11 active adjustments
- Mesh or upholstered back
- Passive weight dispersion design
- Generous foam for optimal comfort

STANDARD FEATURES

- No Arms
- Carpet Casters
- 26" High Crown Black Base
- 5" Cylinder

Step 1 — Model Number

Series Code		Back	Seat	Select an Arm		Select a Mech	
BAL	Balance	5 High Back	3 Large Seat	1 Forward Sliding Gelthane Pad	\$259	0 Knee-tilt	
				5 No Arms	\$0		
				6 C Loop	\$94		
				7 Chrome Loop	\$94		
						2 Synchro	
BAL		5	3	1		2	

**BAL5350****BAL5352**


\$1,288	\$1,387	Grade 1
\$1,348	\$1,447	Grade 2
\$1,408	\$1,507	Grade 3
\$1,478	\$1,577	Grade 4
\$1,548	\$1,647	Grade 5
\$1,628	\$1,727	Grade 6
\$1,708	\$1,807	Grade 7
\$1,798	\$1,897	Grade 8
\$1,888	\$1,987	Grade 9

38 x 26 x 26	39 x 26 x 26	Chair (H x W x D)
48.5 lbs	39 lbs	Chair Weight
22	22	Seat Width
16.5 – 21.5	16.5 – 21.5	Seat Height
17.5	16.5 – 19.5	Seat Depth (Optional)
F6° – R15°	F5° – R12°	Seat Angle
18.5	18.5	Back Width
22	22	Back Height
105° – 125°	102° – 125°	Back Angle
N/A	N/A	Lumbar Range
26	26	Base Diameter
2 yd	2 yd	COM Yardage
26 x 22 x 34	26 x 22 x 34	Shipping Box (L x W x H)
58.5 lbs	49 lbs	Shipping Weight
KD	KD	Shipping Method

All measurements are nominal and shown in inches for base model numbers.
All upholstery subject to Neutral Posture approval.

Step 2 — Add option codes after model number BAL5312-__-__

General			Finishes		Bases		Casters/Glides				
N	N-dulgent® Memory Foam <i>Seat Only</i>	\$94	U2	Mesh Back	\$0	B0	26" Black	\$0	C1	Hard Floor	\$30
S	Seat Slider <i>Only Available on (2) Mech</i>	\$94				B6	26" Polished Aluminum	\$178	C2	Glides	\$30
						B15	26" High Crown Polished Aluminum	\$69	C8	Chrome Carpet	\$114
									C9	Chrome Hard Floor	\$127



COZ5602

FEATURES


- Up to 13 active adjustments
- Standard with upholstered back outer
- Passive weight dispersion design
- Generous foam for optimal comfort
- Optional headrest

STANDARD FEATURES

- No Arms
- Carpet Casters
- 26" Black Base
- 5" Cylinder

Guardian®

The Guardian® is an NIJ Level II compliant bullet resistant vest that will provide protection against regular powered 9mm handguns, up to .357 Magnums. The vest fits over the back of the chair and is easily removable.



Need it Now? 5-day Quick Ship

Only standard features are available as Quick Ship unless otherwise noted.



QUICK SHIP ARMS



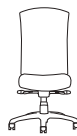
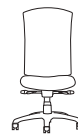


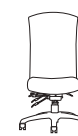
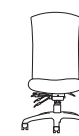
- 3 3" Adjustable
- 5 No Arms

QUICK SHIP FABRICS

For available Quick Ship fabrics see page 8.

Step 1 — Model Number

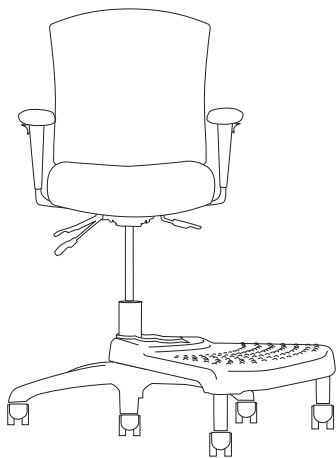
Series Code	Select a Back	Select a Seat	Select an Arm	Select a Mech
COZ Cozi	5 Mid Back 6 High Back	6 Medium Seat 7 Large Seat	0 4" Adjustable \$158 1 4" Adjustable w/Pivot \$190 2 Lateral Sliding \$178 3 3" Adjustable \$94 4 Swing \$374 5 No Arms \$0 6 C Loop \$94 7 Chrome Loop \$94	2 Synchro  6 Multi-tilt 
COZ	5	6	3	6

Synchro				Multi-tilt				Cozi®
								
COZ5652	COZ5752	COZ6652	COZ6752	COZ5656	COZ5756	COZ6656	COZ6756	
\$1,030	\$1,094	\$1,159	\$1,224	\$1,126	\$1,191	\$1,255	\$1,321	Grade 1
\$1,090	\$1,154	\$1,219	\$1,284	\$1,186	\$1,251	\$1,315	\$1,381	Grade 2
\$1,150	\$1,214	\$1,279	\$1,344	\$1,246	\$1,311	\$1,375	\$1,441	Grade 3
\$1,220	\$1,284	\$1,349	\$1,414	\$1,316	\$1,381	\$1,445	\$1,511	Grade 4
\$1,290	\$1,354	\$1,419	\$1,484	\$1,386	\$1,451	\$1,515	\$1,581	Grade 5
\$1,370	\$1,434	\$1,499	\$1,564	\$1,466	\$1,531	\$1,595	\$1,661	Grade 6
\$1,450	\$1,514	\$1,579	\$1,644	\$1,546	\$1,611	\$1,675	\$1,741	Grade 7
\$1,540	\$1,604	\$1,669	\$1,734	\$1,636	\$1,701	\$1,765	\$1,831	Grade 8
\$1,630	\$1,694	\$1,759	\$1,824	\$1,726	\$1,791	\$1,855	\$1,921	Grade 9
39 x 26 x 26	39 x 26 x 26	43.5 x 26 x 26	43.5 x 26 x 26	39 x 26 x 26	39 x 26 x 26	43.5 x 26 x 26	43.5 x 26 x 26	Chair (H x W x D)
47 lbs	47 lbs	47 lbs	47 lbs	51 lbs	51 lbs	51 lbs	51 lbs	Chair Weight
19.5	22	19.5	22	19.5	22	19.5	22	Seat Width
16.5 – 21.5	16.5 – 21.5	16.5 – 21.5	16.5 – 21.5	16.5 – 21.5	16.5 – 21.5	16.5 – 21.5	16.5 – 21.5	Seat Height
16.5 – 19.5	16.5 – 19.5	16.5 – 19.5	16.5 – 19.5	16.5 – 19	16.5 – 19	16.5 – 19	16.5 – 19	Seat Depth (OPTIONAL)
F6° – R13°	F6° – R13°	F6° – R13°	F6° – R13°	F6° – R16°	F8° – R18°	F6° – R16°	F8° – R18°	Seat Angle
19	19	19	19	19	19	19	19	Back Width
21 – 24	21 – 24	26 – 29	26 – 29	22 – 25	22 – 25	24 – 27	24 – 27	Back Height
107° – 128°	107° – 128°	107° – 128°	107° – 128°	102° – 122°	102° – 122°	103° – 120°	103° – 120°	Back Angle
3	3	3	3	3	3	3	3	Lumbar Range
26	26	26	26	26	26	26	26	Base Diameter
2 yd	2 yd	2 yd	2 yd	2 yd	2 yd	2 yd	2 yd	COM Yardage
36 x 26 x 19	36 x 26 x 19	36 x 26 x 19	36 x 26 x 19	36 x 26 x 19	36 x 26 x 19	36 x 26 x 19	36 x 26 x 19	Shipping Box (L x W x H)
57 lbs	57 lbs	57 lbs	57 lbs	61 lbs	61 lbs	61 lbs	61 lbs	Shipping Weight
KD	KD	KD	KD	KD	KD	KD	KD	Shipping Method

All measurements are nominal and shown in inches for base model numbers.

Step 2 — Add option codes after model number COZ5636 - __ - __

General		Casters/Glides		Cylinders		Connexion® Arm					
CR	Cleanroom to Class 100	\$152	C1	Hard Floor	\$30	L1	3" Cylinder	\$0	Z1	Connexion® Arm	\$444
D2	Adjustable Lumbar Support	\$127	C2	Glides	\$30	L13	7" Dual Stage	\$69	Not Available with (6) & (7) Arm		
E	ESD*	\$368	C3	Occupied Braking	\$234	L14	10" Dual Stage	\$69			
F	Fring® Footrest	\$63	C4	Unoccupied Braking	\$75						
Only Available on (B0) Base						Headrest					
J	Upholstered Arm Pad	\$82	Bases				H6	Dual Pivot	\$355		
Only Available on (2) Arm						Matching Upholstery					
N	N-dulgent® Memory Foam	\$158	B6	26" Polished Aluminum	\$178						
			B7	26" Black Aluminum	\$127						
S	Seat Slider	\$94	B8	27" Brushed Aluminum	\$178						
								Connexion® Arm Attachments			
								A1	Tablet Holder	\$188	
								Requires (Z1) Connexion Arm			
								Guardian® – Bullet Resistant Vest			
								G	Guardian®	\$2,490	
								Only Available in Canter or Ballistic			



COZ5638-L5-R8

FEATURES


- Up to 13 active adjustments
- Standard with upholstered back outer
- Passive weight dispersion design
- Generous foam for optimal comfort
- Optional headrest

STANDARD FEATURES

- No Arms
- Carpet Casters
- 26" Black Base
- 8" Cylinder

Guardian®

The Guardian is an NIJ Level II compliant bullet resistant vest that will provide protection against regular powered 9mm handguns, up to .357 Magnums. The vest fits over the back of the chair and is easily removable.



Need it Now? 5-day Quick Ship

Only standard features are available as Quick Ship unless otherwise noted.



QUICK SHIP ARMS







- 3 3" Adjustable
- 5 No Arms

QUICK SHIP FABRICS

For available Quick Ship fabrics see page 8

Step 1 — Model Number

Series Code	Back	Select a Seat	Select an Arm	Select a Mech
COZ Cozi	5 Mid Back	6 Medium Seat 7 Large Seat	0 4" Adjustable \$158 1 4" Adjustable w/Pivot \$190 2 Lateral Sliding \$178 3 3" Adjustable \$94 4 Swing \$374 5 No Arms \$0 6 C Loop \$94 7 Chrome Loop \$94	1 Basic  8 Standard  9 Deluxe-tilt 
COZ	5	6	3	8

Basic		Standard		Deluxe-tilt	
					
COZ5651	COZ5751	COZ5658	COZ5758	COZ5659	COZ5759
\$1,048	\$1,113	\$1,075	\$1,139	\$1,101	\$1,164
\$1,108	\$1,173	\$1,135	\$1,199	\$1,161	\$1,224
\$1,168	\$1,233	\$1,195	\$1,259	\$1,221	\$1,284
\$1,238	\$1,303	\$1,265	\$1,329	\$1,291	\$1,354
\$1,308	\$1,373	\$1,335	\$1,399	\$1,361	\$1,424
\$1,388	\$1,453	\$1,415	\$1,479	\$1,441	\$1,504
\$1,468	\$1,533	\$1,495	\$1,559	\$1,521	\$1,584
\$1,558	\$1,623	\$1,585	\$1,649	\$1,611	\$1,674
\$1,648	\$1,713	\$1,675	\$1,739	\$1,701	\$1,764

Grade 1
Grade 2
Grade 3
Grade 4
Grade 5
Grade 6
Grade 7
Grade 8
Grade 9

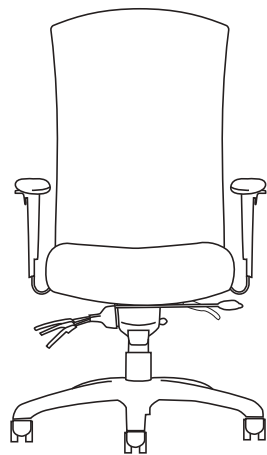
43 × 26 × 26	43 × 26 × 26	43.5 × 26 × 26	43.5 × 26 × 26	43.5 × 26 × 26	43.5 × 26 × 26	Chair (H x W x D)
34 lbs	34 lbs	46 lbs	46 lbs	46 lbs	46 lbs	Chair Weight
19.5	22	19.5	22	19.5	22	Seat Width
20.5 – 28.5	20.5 – 28.5	22 – 30	22 – 30	22 – 30	22 – 30	Seat Height
16.5 – 18.5	16.5 – 18.5	16.5 – 19	16.5 – 19	16.5 – 19	16.5 – 19	Seat Depth (OPTIONAL)
R4°	R4°	R3°	R3°	R4°	R4°	Seat Angle
19	19	19	19	19	19	Back Width
21.5 – 24	21.5 – 24	22 – 25	22 – 25	22 – 25	22 – 25	Back Height
103°	103°	95° – 102°	95° – 102°	97° – 105°	97° – 105°	Back Angle
3	3	3	3	3	3	Lumbar Range
26	26	26	26	26	26	Base Diameter
2 yd	2 yd	2 yd	2 yd	2 yd	2 yd	COM Yardage
36 × 26 × 19	36 × 26 × 19	36 × 26 × 19	36 × 26 × 19	36 × 26 × 19	36 × 26 × 19	Shipping Box (L x W x H)
44 lbs	44 lbs	56 lbs	56 lbs	56 lbs	56 lbs	Shipping Weight
KD	KD	KD	KD	KD	KD	Shipping Method

All measurements are nominal and shown in inches for base model numbers.

Step 2 — Add option codes after model number COZ5638 - __ - __

General		Bases		Connexion® Arm		Stool Cylinders	
CR Cleanroom to Class 100	\$152	B6 26" Polished Aluminum	\$178	Z1 Connexion Arm	\$444	L5 10" Cylinder	\$0
D2 Adjustable Lumbar Support	\$127	B7 26" Black Aluminum	\$127	<i>Not Available with (6) & (7) Arm</i>		L7 7" Cylinder	\$0
E ESD*	\$368	Chair Cylinders		Connexion® Arm Attachments		Footrings For Stool Cylinders Only	
J Upholstered Arm Pad <i>Only available on (2) Arm</i>	\$82	L1 3" Cylinder	\$0	A1 Tablet Holder	\$188	R1 18" Black Plastic	\$75
N N-dulgent® Memory Foam	\$158	L3 5" Cylinder	\$0	<i>Requires (Z1) Connexion Arm</i>		R2 20" Chrome	\$101
L13 7" Dual Stage	\$0	L14 10" Dual Stage	\$0	Guardian – Bullet Resistant Vest		NeXtep® For Stool Cylinders Only	
Casters/Glides		Headrest		G Guardian	\$2,490	R8 8" w/Casters	\$234
C1 Hard Floor	\$30	H6 Dual Pivot <i>Matching Upholstery</i>	\$355	<i>Only Available in Canter or Ballistic</i>		R10 10" w/Casters	\$234
C2 Glides	\$30					R18 8"/10" w/Casters	\$374
C3 Occupied Braking	\$234					RW8 Wide 8" w/Casters	\$374
C4 Unoccupied Braking	\$75					RW10 Wide 10" w/Casters	\$374
						<i>Also Available w/Glides.</i>	

For Additional Stool Options
See Ppage 112.



CZN6608

FEATURES

- Up to 11 active adjustments
- Standard with upholstered back outer
- 24/7 Continuous-shift 5-year warranty only available on upholstery with a double rub rating of over 1,000,000
- Passive weight dispersion design
- Generous foam for optimal comfort
- Optional headrest

STANDARD FEATURES

- No Arms
- Carpet Casters
- 26" Black Base
- 5" Intensive Use Cylinder
- Seat Slider



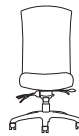


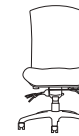
Guardian®

The Guardian is an NIJ Level II compliant bullet resistant vest that will provide protection against regular powered 9mm handguns, up to .357 Magnums. The vest fits over the back of the chair and is easily removable.

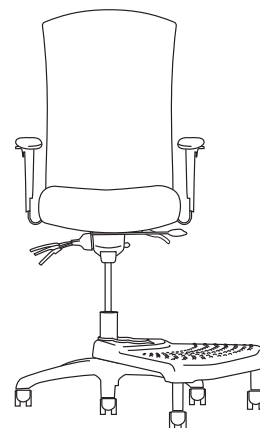
Step 1 — Model Number

Series Code		Select a Back		Select a Seat		Select an Arm		Mech	
CZN	Cozi	5	Mid Back	6	Medium Seat	0	4" Adjustable <i>Not available on 8 seat</i>	\$158	8
		6	High Back	7	Large Seat	4	Swing	\$374	
				8	Extra Large Seat <i>Supports up to 400 lbs</i>	5	No Arms	\$0	
						6	360° w/Oversized Black Vinyl	\$508	
						7	360° w/Oversized Fabric/Leather	\$558	
						8	360° Swivel	\$222	
CZN		5		6		0			8



Supports up to 350 lbs				Supports up to 400 lbs		
						
CZN5658	CZN5758	CZN6658	CZN6758	CZN5858	CZN6858	
\$1,367	\$1,412	\$1,477	\$1,509	\$1,703	\$1,801	Grade 1
\$1,427	\$1,472	\$1,537	\$1,569	\$1,763	\$1,861	Grade 2
\$1,487	\$1,532	\$1,597	\$1,629	\$1,823	\$1,921	Grade 3
\$1,557	\$1,602	\$1,667	\$1,699	\$1,893	\$1,991	Grade 4
\$1,627	\$1,672	\$1,737	\$1,769	\$1,963	\$2,061	Grade 5
\$1,707	\$1,752	\$1,817	\$1,849	\$2,043	\$2,141	Grade 6
\$1,787	\$1,832	\$1,897	\$1,929	\$2,123	\$2,221	Grade 7
\$1,877	\$1,922	\$1,987	\$2,019	\$2,213	\$2,311	Grade 8
\$1,967	\$2,012	\$2,077	\$2,109	\$2,303	\$2,401	Grade 9
39 × 26 × 26	39 × 26 × 26	43 × 26 × 26	43 × 26 × 26	39 × 26 × 26	41 × 26 × 26	Chair (H × W × D)
51.5 lbs	51.5 lbs	52 lbs	52 lbs	59 lbs	59 lbs	Chair Weight
19.5	22	19.5	22	23	23	Seat Width
16.5 – 21.5	16.5 – 21.5	16.5 – 21.5	16.5 – 21.5	19.25 – 23.75	19.25 – 23.75	Seat Height
16 – 18	16 – 18	16 – 18	16 – 18	19 – 21	19 – 21	Seat Depth
F5° – R10°	F8° – R18°	F5° – R10°	F8° – R18°	F5° – R10°	F5° – R10°	Seat Angle
19	19	19	19	19	19	Back Width
22 – 25	22 – 25	23 – 26	23 – 26	20 – 23	22 – 25	Back Height
105° – 120°	105° – 120°	105° – 120°	105° – 120°	105° – 120°	105° – 120°	Back Angle
3	3	3	3	3	3	Lumbar Range
26	26	26	26	26	26	Base Diameter
2 yd	2 yd	2 yd	2 yd	3 yd	3 yd	COM Yardage
36 × 26 × 19	36 × 26 × 19	36 × 26 × 19	36 × 26 × 19	28 × 26 × 24	28 × 26 × 24	Shipping Box (L × W × H)
61.5 lbs	61.5 lbs	62 lbs	62 lbs	69 lbs	69 lbs	Shipping Weight
KD	KD	KD	KD	KD	KD	Shipping Method

All measurements are nominal and shown in inches for base model numbers..
Specs may differ for stools.



CZN6608-L5-R8


Step 2 — Add option codes after model number CZN5608 - __ - __

General		
CR	Cleanroom to Class 100	\$152
D2	Adjustable Lumbar Support	\$127
E	ESD*	\$368
N	N-dulgent® Memory Foam	\$158
Finishes		
U1	Ballistic Upholstery	\$0
Back Outer		

Casters/Glides	
C1	Hard Floor \$30
Bases	
B7	26" Black Aluminum \$127
B8	27" Brushed Aluminum \$178
B14	28" Intensive Use Black \$158

Chair Cylinders	
L1	3" Cylinder \$0
L13	7" Dual Stage \$69
L14	10" Dual Stage \$69
Headrest	
H6	Dual Pivot \$355
Matching Upholstery	
Guardian – Bullet Resistant Vest	
G	Guardian \$2,490
Only Available in Canter or Ballistic	

Stool Cylinders	
L4	8" Cylinder \$69
L5	10" Cylinder \$69
L7	7" Cylinder \$69
Footrings For Stool Cylinders Only	
R1	18" Black Plastic \$75
R2	20" Chrome \$101
NeXtep® For Stool Cylinders Only	
R8	8" w/Casters \$234
R10	10" w/Casters \$234
R18	8"/10" w/Casters \$374
RW8	Wide 8" w/Casters \$374
RW10	Wide 10" w/Casters \$374
Also Available w/Glides.	
For Additional Stool Options See Ppage 112.	



COG5654



FEATURES

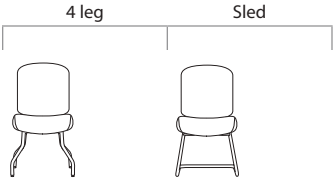
- Generous foam for optimal comfort
- Standard with upholstered back outer
- Passive weight dispersion design
- 2 base options

STANDARD FEATURES

- No Arms
- Glides
- Black Frame

Step 1 — Model Number

Series Code		Back	Seat	Select an Arm		Select a Base	
COG	Cozi Guest	5 Mid Back	6 Medium Seat	3 3" Adjustable Fixed width	\$94	4 4-leg	
				5 No Arms	\$0		
				6 C Loop	\$94		
				7 Chrome Loop	\$94	5 Sled	
COG		5	6	5		4	



COG5654	COG5655
\$1,159	\$1,243
\$1,219	\$1,303
\$1,279	\$1,363
\$1,349	\$1,433
\$1,419	\$1,503
\$1,499	\$1,583
\$1,579	\$1,663
\$1,669	\$1,753
\$1,759	\$1,843

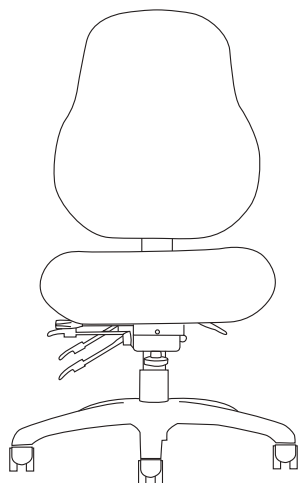
Grade 1
Grade 2
Grade 3
Grade 4
Grade 5
Grade 6
Grade 7
Grade 8
Grade 9

37 x 20.5 x 24	36.5 x 20.5 x 24	Chair (H x W x D)
26.5 lbs	29.5 lbs	Chair Weight
19.5"	19.5"	Seat Width
18"	17.25"	Seat Height
18.5"	18.5"	Seat Depth
R3°	R4°	Seat Angle
19"	19"	Back Width
20"	20"	Back Height
109°	109°	Back Angle
20.5	20.5 x 23	Base Diameter
2 yd	2 yd	COM Yardage
30 x 27 x 39	30 x 27 x 39	Shipping Box (L x W x H)
36.5 lbs	39.5 lbs	Shipping Weight
FA	FA	Shipping Method

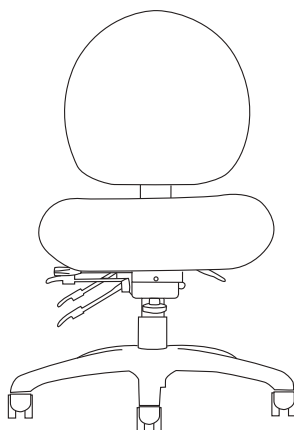
All measurements are nominal and shown in inches for base model numbers.

Step 2 — Add option code after model number COG5654 -__

General		
CB	Chrome Base	\$119



ES3256
High Back



ES2256
Mid Back

FEATURES

- Up to 13 active adjustments
- Contoured seat design
- Passive weight dispersion design
- Generous foam for optimal comfort
- Only available in Cloud 9, M Plus, Renew or Reset

STANDARD FEATURES

- No Arms
- Carpet Casters
- 26" Black Base
- 5" Cylinder

Need it Now? 5-day Quick Ship

Only standard features are available as Quick Ship unless otherwise noted.


QUICK SHIP ARMS

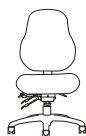
- 3 3" Adjustable
5 No Arms

QUICK SHIP FABRICS

For available Quick Ship fabrics see page 8

Step 1 — Model Number

Series Code	Select a Back	Seat	Select an Arm	Mech
ES E-Series	2 Mid Back 3 High Back	2 Medium Seat	0 4" Adjustable \$158 2 Lateral Sliding \$178 5 No Arms \$0	6 Multi-tilt 
ES	3	2	0	6

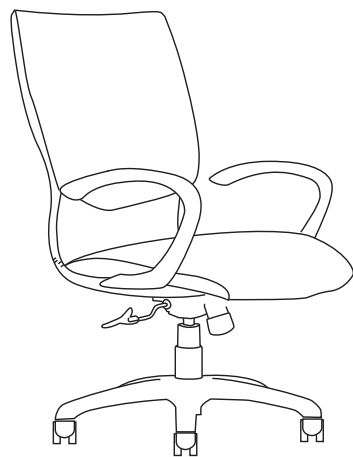
**ES2256****ES3256**

\$1,031	\$1,031	Renew/Reset
\$1,071	\$1,071	M Plus
\$1,131	\$1,131	Cloud 9
35.75 x 26 x 26	40 x 26 x 26	Chair (H x W x D)
52.5 lbs	58 lbs	Chair Weight
20.5	20.5	Seat Width
17.5 – 22.5	17.5 – 22.5	Seat Height
16 – 18	16 – 18	Seat Depth
F1° – R16°	F1° – R16°	Seat Angle
17.5	19.5	Back Width
17 – 21	21 – 25	Back Height
102° – 120°	97° – 112°	Back Angle
4	4	Lumbar Range
26	26	Arm Width
2 yd	2 yd	COM Yardage
28 x 26 x 24	28 x 26 x 24	Shipping Box (L x W x H)
62.5 lbs	68 lbs	Shipping Weight
KD	KD	Shipping Method

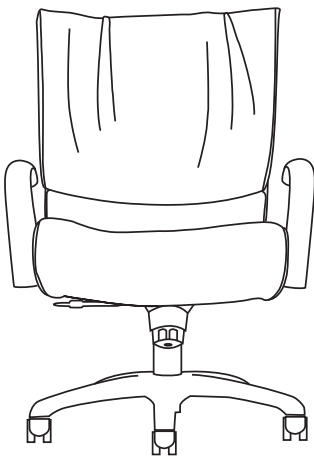
All measurements are nominal and shown in inches for base model numbers..
Specs may differ for stools.

Step 2 — Add option codes after model number ES3206 - __ - __

General			Chair Cylinders			Connexion® Arm			Stool Options		
F	Fring® Footrest	\$63	L1	3" Cylinder	\$0	Z1	Connexion Arm	\$444	Stool Cylinders		
	<i>Only Available on (B0) Base</i>		L13	7" Dual Stage	\$69				L4	8" Cylinder	\$69
S	Seat Slider	\$94	L14	10" Dual Stage	\$69	Connexion® Arm Attachments			L5	10" Cylinder	\$69
Casters/Glides						A1	Tablet Holder	\$188	L7	7" Cylinder	\$69
							<i>Requires (Z1) Connexion Arm</i>		Footrings For Stool Cylinders Only		
C1	Hard Floor	\$30							R1	18" Black Plastic	\$75
									R2	20" Chrome	\$101
									NeXtep® For Stool Cylinders Only		
									R8	8" w/Casters	\$234
									R10	10" w/Casters	\$234
									R18	8"/10" w/Casters	\$374
									RW8	Wide 8" w/Casters	\$374
									RW10	Wide 10" w/Casters	\$374
									Also Available w/Glides.		
									For Additional Stool Options		
									See Ppage 112.		



EMB2124
Pulled Fabric











EMB2124-PT
Pillow Top

FEATURES	STANDARD FEATURES
<ul style="list-style-type: none">• Up to 4 active adjustments• Pillow top or pulled fabric upholstery• Passive weight dispersion design• Generous foam for optimal comfort• Built-in lumbar	<ul style="list-style-type: none">• C Loop Arms• Carpet Casters• 26" Black Base <p>Tilt-swivel</p> <ul style="list-style-type: none">• 5" Cylinder <p>Knee-tilt</p> <ul style="list-style-type: none">• 3" Cylinder

Step 1 — Model Number


Series Code		Select a Back		Seat		Arm		Select a Base		
EMB	Embrace	1	Mid Back	1	Medium Seat	2	C Loop	\$0	4	Tilt-swivel
		2	High Back						0	Knee-tilt

Tilt-swivel (Pulled)		Tilt-swivel (Pillow Top)		Knee-tilt (Pulled)		Knee-tilt (Pillow Top)		
								
EMB1124	EMB2124	EMB1124-PT	EMB2124-PT	EMB1120	EMB2120	EMB1120-PT	EMB2120-PT	
\$931	\$1,010	\$1,185	\$1,265	\$1,010	\$1,087	\$1,265	\$1,342	Grade 1
\$991	\$1,070	\$1,275	\$1,355	\$1,070	\$1,147	\$1,355	\$1,432	Grade 2
\$1,051	\$1,130	\$1,365	\$1,445	\$1,130	\$1,207	\$1,445	\$1,522	Grade 3
\$1,121	\$1,200	\$1,455	\$1,535	\$1,200	\$1,277	\$1,535	\$1,612	Grade 4
\$1,191	\$1,270	\$1,565	\$1,645	\$1,270	\$1,347	\$1,645	\$1,722	Grade 5
\$1,271	\$1,350	\$1,715	\$1,795	\$1,350	\$1,427	\$1,795	\$1,872	Grade 6
\$1,351	\$1,430	\$1,885	\$1,965	\$1,430	\$1,507	\$1,965	\$2,042	Grade 7
\$1,441	\$1,520	\$2,075	\$2,155	\$1,520	\$1,597	\$2,155	\$2,232	Grade 8
\$1,531	\$1,610	\$2,265	\$2,345	\$1,610	\$1,687	\$2,345	\$2,422	Grade 9
36 × 26 × 26	40 × 26 × 26	36 × 26 × 26	40 × 26 × 26	38.5 × 26 × 28	42.5 × 26 × 28	38.5 × 26 × 28	42.5 × 26 × 28	Chair (H x W x D)
57 lbs	57 lbs	57 lbs	57 lbs	57 lbs	57 lbs	57 lbs	57 lbs	Chair Weight
21	21	21	21	21	21	21	21	Seat Width
15.5 – 20.5	15.5 – 20.5	15.5 – 20.5	15.5 – 20.5	18 – 21	18 – 21	18 – 21	18 – 21	Seat Height
19.5	19.5	19.5	19.5	19.5	19.5	19.5	19.5	Seat Depth
R6° – F23°	R6° – F23°	R6° – F23°	R6° – F23°	R7° – F24°	R7° – F24°	R7° – F24°	R7° – F24°	Seat Angle
22	22	22	22	22	22	22	22	Back Width
22	25	22	25	22	25	22	25	Back Height
N/A	N/A	N/A	N/A	N/A	N/A	N/A	N/A	Back Angle
8	8	8	8	8	8	8	8	Arm Height
21.75	21.75	21.75	21.75	21.75	21.75	21.75	21.75	Arm Width
26	26	26	26	26	26	26	26	Base Diameter
2 yd	2 yd	2 yd	2 yd	2 yd	2 yd	2 yd	2 yd	COM Yardage – <i>Pulled</i>
4 yd	4.5 yd	4 yd	4.5 yd	4 yd	4.5 yd	4 yd	4.5 yd	COM Yardage – <i>Pillow Top</i>
37 × 23 × 22	37 × 23 × 22	37 × 23 × 22	37 × 23 × 22	37 × 23 × 22	37 × 23 × 22	37 × 23 × 22	37 × 23 × 22	Shipping Box (L x W x H)
67 lbs	67 lbs	67 lbs	67 lbs	67 lbs	67 lbs	67 lbs	67 lbs	Shipping Weight
KD	KD	KD	KD	KD	KD	KD	KD	Shipping Method

All measurements are nominal and shown in inches for base model numbers.
 Not available in Cloud 9™, M Plus, Revive™ or Top Shelf upholstery.

Step 2 — Add option code after model number EMB2124 - __

Cylinders		Casters/Glides	
L13	7" Dual Stage	\$69	C1 Hard Floor
L14	10" Dual Stage	\$69	\$30



EMC022
Pulled Fabric

FEATURES





- Generous amount of foam in seat and back
- Fully upholstered back
- Sturdy, cantilever steel base

STANDARD FEATURES

- No Arms
- Black Cantilever Base

Step 1 — Model Number

Series Code		Back	Seat	Select an Arm	
EMC	Embrace Guest	0Mid Back	2Medium Seat	0No Arms	2C Loop
EMC		0	2	2	

w/o Arms (Pulled)	w/o Arms (Pillow Top)	w/Arms (Pulled)	w/Arms (Pillow Top)
			
EMC020	EMC020-PT	EMC022	EMC022-PT
\$783	\$1,037	\$913	\$1,167
\$843	\$1,127	\$973	\$1,257
\$903	\$1,217	\$1,033	\$1,347
\$973	\$1,307	\$1,103	\$1,437
\$1,043	\$1,417	\$1,173	\$1,547
\$1,123	\$1,567	\$1,253	\$1,697
\$1,203	\$1,737	\$1,333	\$1,867
\$1,293	\$1,927	\$1,423	\$2,057
\$1,383	\$2,117	\$1,513	\$2,247

Grade 1

Grade 2

Grade 3

Grade 4

Grade 5

Grade 6

Grade 7

Grade 8

Grade 9

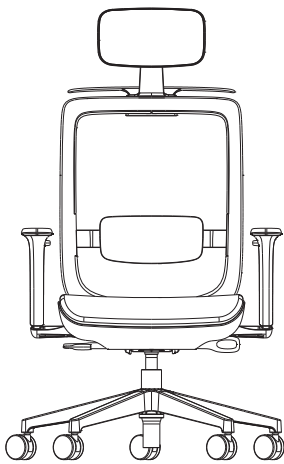
38.5 x 25 x 28	38.5 x 25 x 28	38.5 x 25 x 28	38.5 x 25 x 28	Chair (H x W x D)
49 lbs	49 lbs	49 lbs	49 lbs	Chair Weight
21	21	21	21	Seat Width
20	20	20	20	Seat Height
20.5	20.5	20.5	20.5	Seat Depth
21	21	21	21	Back Width
22	22	22	22	Back Height
2 yd	2 yd	2 yd	2 yd	COM Yardage – <i>Pulled Fabric</i>
4.5 yd	4.5 yd	4.5 yd	4.5 yd	COM Yardage – <i>Pillow Top</i>
29 x 26.5 x 38	29 x 26.5 x 38	29 x 26.5 x 38	29 x 26.5 x 38	Shipping Box (L x W x H)
59 lbs	59 lbs	59 lbs	59 lbs	Shipping Weight
FA	FA	FA	FA	Shipping Method

All measurements are nominal and shown in inches for base model numbers.
Not available in Cloud 9™, M Plus, Revive™ or Top Shelf upholstery.

Step 2 — Add option codes after model number EMC022 - __ - __

General

CB Chrome Base **\$119**



ICON4603-H2

FEATURES

- Medium gray mesh back
- Gray & black frame combination
- Replaceable/removable upholstered seat cushion – clips into place with no tools required
- Adjustable & removable lumbar support (easily slide up & down with no levers)
- Weight sensing mechanism without tension knob
- Finished seat bottom shell conceals mechanism
- 3 adjustment levers – height, synchro-tilt & seat slider

STANDARD FEATURES

- No Arms
- Carpet Casters
- 26" Black Base
- 5" Cylinder
- Seat Slider
- N-dulgent® Memory Foam
- Adjustable Lumbar

Need it Now? 5-day Quick Ship

Only standard features are available as Quick Ship unless otherwise noted.

QUICK SHIP ARMS

- | | |
|---|---------|
| 0 | 1D |
| 5 | No Arms |
| 3 | 3D |

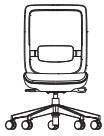
QUICK SHIP FABRICS

For available Quick Ship fabrics see page 8.

Step 1 — Model Number

Series Code		Select a Back	Seat	Select an Arm		Mech
ICON	Icon	4 Mesh Back	6 Medium Seat	0 1D	\$50	3 Weight Sensitive
		5 Upholstered Back		3 3D	\$89	
				5 No Arms	\$0	
ICON		4	6	0		3





ICON4653	ICON5653
\$909	\$1,101
\$939	\$1,161
\$969	\$1,221
\$1,009	\$1,291
\$1,049	\$1,361
\$1,099	\$1,441
\$1,149	\$1,521
\$1,209	\$1,611
\$1,269	\$1,701

- Grade 1
- Grade 2
- Grade 3
- Grade 4
- Grade 5
- Grade 6
- Grade 7
- Grade 8
- Grade 9

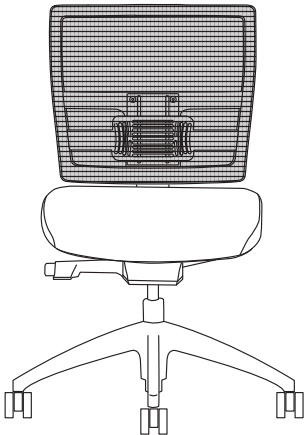
36.5 x 26 x 26	36.5 x 26 x 26	Chair (H x W x D)
36.5 lbs	36.5 lbs	Chair Weight
18.5	18.5	Seat Width
16 – 21	16 – 21	Seat Height
18 – 20	18 – 20	Seat Depth
R3° – R6°	R3° – R6°	Seat Angle
18	18	Back Width
20.5	20.5	Back Height
104° – 128°	104° – 128°	Back Angle
2.5	2.5	Lumbar Range
26	26	Base Diameter
1 yd	2 yd	COM Yardage
27 x 23 x 33	27 x 23 x 33	Shipping Box (L x W x H)
46.5 lbs	46.5 lbs	Shipping Weight
KD	KD	Shipping Method

All measurements are nominal and shown in inches for base model numbers.. Specs may differ for stools.

ICONSC — Replacement Seat Cover	
Grade 1	\$110
Grade 2	\$143
Grade 3	\$176
Grade 4	\$220
Grade 5	\$264
Grade 6	\$319
Grade 7	\$374
Grade 8	\$440
Grade 9	\$506

Step 2 — Add option codes after model number ICON4603 - __ - __

General			Casters/Glides			Headrests			Stool Cylinders		
E	ESD*	\$368	C1	Hard Floor	\$30	H1	Headrest	\$75	L4	8" Cylinder	\$69
	Only available in Cloud 9™		C2	Glides	\$30		Matching Upholstery		L5	10" Cylinder	\$69
						H2	Headrest w/Coat Hanger	\$114	L7	7" Cylinder	\$69
							Matching Upholstery				
Bases			Cylinders								
B24	26" Polished Aluminum	\$104	L13	7" Dual Stage	\$69						
			L14	10" Dual Stage	\$69						
Stool Options											
Footrings For Stool Cylinders Only											
			R1	18" Black Plastic	\$75						
			R2	20" Chrome	\$101						
NeXtep® For Stool Cylinders Only											
			R9	10" w/Glides	\$170						
			R10	10" w/Casters	\$234						
			R21	10"/12" w/Glides	\$298						
			R22	10"/12" w/Casters	\$374						
			RW9	Wide 10" w/Glides	\$298						
			RW10	Wide 10" w/Casters	\$374						
For Additional Stool Options See Ppage 112.											



KNO4653

FEATURES

- Mid and high mesh back options
- Adjustable lumbar support (easily slide up & down with no levers)
- Weight sensing mechanism without tension knob
- Height adjustable back
- Intuitive ergonomics

STANDARD FEATURES

- No Arms
- Carpet Casters
- 26" High Crown Black Base
- 5" Cylinder
- Seat Slider
- Adjustable Lumbar
- Black Mesh




KNSE7852

- Grade 1 \$1,445
- Grade 2 \$1,505
- Grade 3 \$1,565
- Grade 4 \$1,635
- Grade 5 \$1,705
- Grade 6 \$1,785
- Grade 7 \$1,865
- Grade 8 \$1,955
- Grade 9 \$2,045

Chair (H x W x D)	38-42 x 28-32 x 26-29
Chair Weight	29 lbs
Seat Width	19.5
Seat Height	17.25 – 22.25
Seat Depth	17 – 19
Seat Angle	0° – R5.5°
Back Width	19.5
Back Height	22 – 24
Back Angle	102° – 123°
Lumbar Range	3.5 – 8.5
Base Diameter	26
COM Yardage	1
Shipping Box (L x W x H)	36 x 26 x 19
Shipping Weight	39 lbs
Shipping Method	KD

All measurements are nominal and shown in inches for base model numbers.

Need it Now? 5-day Quick Ship

Denotes  Quick Ship models.
Only standard features are available as Quick Ship unless otherwise noted.



QUICK SHIP ARMS









- 3 3D
- 5 No Arms

QUICK SHIP FABRICS

For available Quick Ship fabrics see page 8.

Step 1 — Model Number

Series Code	Select a Back	Select a Seat	Select an Arm	Select a Mech
KNO Knomi	4 Mesh Mid Back 5 Upholstered Mid Back <i>(Add \$100 to Mesh Mid Pricing)</i> 6 Mesh High Back 7 Upholstered High Back <i>(Add \$100 to Mesh High Pricing)</i>	6 Medium Seat 7 Large Seat 8 Heavy Duty	0 Fixed \$82 3 3D \$82 4 4D \$165 5 No Arms \$0 6 3D Chrome \$192 7 Chrome Loop \$324 8 4D Chrome \$275	2 Synchro  3 Weight Sensitive 
KNO	6	6	3	2

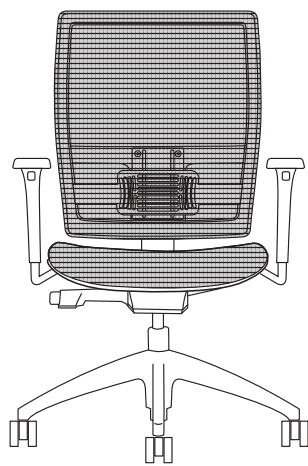
Synchro				Weight Sensitive				Knomi®
QS	QS	QS	QS	QS	QS	QS	QS	
								
KNO4652	KNO4752	KNO6652	KNO6752	KNO4653	KNO4753	KNO6653	KNO6753	
\$1,098	\$1,149	\$1,225	\$1,276	\$1,047	\$1,098	\$1,174	\$1,225	Grade 1
\$1,128	\$1,179	\$1,255	\$1,306	\$1,077	\$1,128	\$1,204	\$1,255	Grade 2
\$1,158	\$1,209	\$1,285	\$1,336	\$1,107	\$1,158	\$1,234	\$1,285	Grade 3
\$1,198	\$1,249	\$1,325	\$1,376	\$1,147	\$1,198	\$1,274	\$1,325	Grade 4
\$1,238	\$1,289	\$1,365	\$1,416	\$1,187	\$1,238	\$1,314	\$1,365	Grade 5
\$1,288	\$1,339	\$1,415	\$1,466	\$1,237	\$1,288	\$1,364	\$1,415	Grade 6
\$1,338	\$1,389	\$1,465	\$1,516	\$1,287	\$1,338	\$1,414	\$1,465	Grade 7
\$1,398	\$1,449	\$1,525	\$1,576	\$1,347	\$1,398	\$1,474	\$1,525	Grade 8
\$1,458	\$1,509	\$1,585	\$1,636	\$1,407	\$1,458	\$1,534	\$1,585	Grade 9
35.5 × 26 × 26	35.5 × 26 × 26	40.5 × 26 × 26	40.5 × 26 × 26	35 × 26 × 26	35 × 26 × 26	40 × 26 × 26	40 × 26 × 26	Chair (H x W x D)
28 lbs	28 lbs	29 lbs	29 lbs	28 lbs	28 lbs	29 lbs	29 lbs	Chair Weight
19.5	21	19.5	21	19.5	21	19.5	21	Seat Width
17.25 – 22.25	17.25 – 22.25	17.25 – 22.25	17.25 – 22.25	17 – 22	17 – 22	17 – 22	17 – 22	Seat Height
17 – 19	17.5 – 19.5	17 – 19	17.5 – 19.5	17 – 19	17.5 – 19.5	17 – 19	17.5 – 19.5	Seat Depth
0° – R5.5°	0° – R5.5°	0° – R5.5°	0° – R5.5°	0° – R5.5°	0° – R5.5°	0° – R5.5°	0° – R5.5°	Seat Angle
20	20	19.5	19.5	20	20	19.5	19.5	Back Width
17 – 19	17 – 19	22 – 24	22 – 24	17 – 19	17 – 19	22 – 24	22 – 24	Back Height
102° – 123°	102° – 123°	102° – 123°	102° – 123°	102° – 123°	102° – 123°	102° – 123°	102° – 123°	Back Angle
3.5 – 8.5	3.5 – 8.5	3.5 – 8.5	3.5 – 8.5	3.5 – 8.5	3.5 – 8.5	3.5 – 8.5	3.5 – 8.5	Lumbar Range
26	26	26	26	26	26	26	26	Base Diameter
1	1	1	1	1	1	1	1	COM Yardage
36 × 26 × 19	36 × 26 × 19	36 × 26 × 19	36 × 26 × 19	36 × 26 × 19	36 × 26 × 19	36 × 26 × 19	36 × 26 × 19	Shipping Box (L x W x H)
38 lbs	38 lbs	39 lbs	39 lbs	38 lbs	38 lbs	39 lbs	39 lbs	Shipping Weight
KD	KD	KD	KD	KD	KD	KD	KD	Shipping Method

All measurements are nominal and shown in inches for base model numbers.

Step 2 — Add option codes after model number KNO5636 - __ - __

Stool Options

General			Bases		Headrest		Stool Cylinders				
N	N-dulgent® Memory Foam	\$94	B15	26" High Crown Polished Aluminum	\$69 t	H	Headrest	\$119	L4	8" Cylinder	\$69
							(6) Back Only		L5	10" Cylinder	\$69
Mesh Color			Casters/Glides		H1		Fixed Headrest	\$119	L7	7" Cylinder	\$69
M1	Navy	\$63	C1	Hard Floor	\$30						
M3	Beige	\$63	C2	Glides	\$30						
M5	Silver	\$63	C8	Chrome Carpet	\$114						
			C9	Chrome Hard Floor	\$127						
Footrings – For Stool Cylinders Only											
								R1	18" Black Plastic	\$75	
								R2	20" Chrome	\$101	



KNO6353

FEATURES

- Breathable mesh seat & back
- Adjustable lumbar
- Height adjustable back
- Intuitive ergonomics

STANDARD FEATURES

- No Arms
- Carpet Casters
- 26" High Crown Black Base
- 5" Cylinder
- Seat Slider
- Adjustable Lumbar
- Black Mesh

Need it Now? 5-day Quick Ship

Only standard features are available as Quick Ship unless otherwise noted.



QUICK SHIP ARMS





- | | |
|---|---------|
| 3 | 3D |
| 5 | No Arms |

QUICK SHIP FABRICS

For available Quick Ship fabrics see page 8.

Step 1 — Model Number

Series Code		Select a Back		Seat		Select an Arm		Select a Mech			
KNO	Knomi	4	Mesh Mid Back	3	Mesh Seat	0	Fixed	\$82	2	Synchro	
		6	Mesh High Back			3	3D	\$82			
						4	4D	\$165			
						5	No Arms	\$0			
						6	3D Chrome	\$192		3	Weight Sensitive
						7	Chrome Loop	\$324			
						8	4D Chrome	\$275			
KNO		6		3		3			2		

Synchro		Weight Sensitive	
			
KNO4352	KNO6352	KNO4353	KNO6353
\$1,192	\$1,255	\$1,140	\$1,204

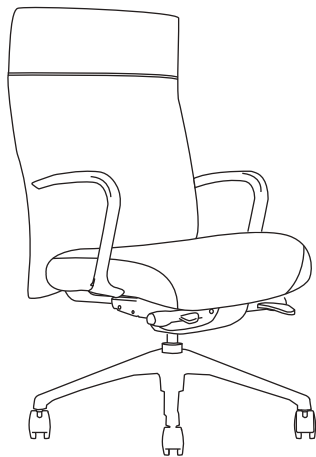
Mesh

35.5 x 26 x 26	40.5 x 26 x 26	35.5 x 26 x 26	40.5 x 26 x 26	Chair (H x W x D)
28 lbs	29 lbs	28 lbs	29 lbs	Chair Weight
20	20	20	20	Seat Width
16.5 – 21.5	16.5 – 21.5	16.25 – 21.25	16.25 – 21.25	Seat Height
17 – 19	17 – 19	17 – 19	17 – 19	Seat Depth
F1° – R4.5°	F1° – R4.5°	F1° – R4.5°	F1° – R4.5°	Seat Angle
20	19.5	20	19.5	Back Width
17 – 19	22 – 24	17 – 19	22 – 24	Back Height
102° – 123°	102° – 123°	102° – 123°	102° – 123°	Back Angle
3.5 – 8.5	3.5 – 8.5	3.5 – 8.5	3.5 – 8.5	Lumbar Range
26	26	26	26	Base Diameter
N/A	N/A	N/A	N/A	COM Yardage
36 x 26 x 19	36 x 26 x 19	36 x 26 x 19	36 x 26 x 19	Shipping Box (L x W x H)
38 lbs	39 lbs	38 lbs	39 lbs	Shipping Weight
KD	KD	KD	KD	Shipping Method

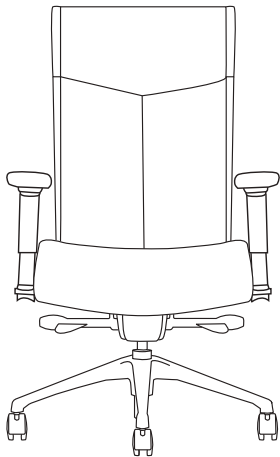
All measurements are nominal and shown in inches for base model numbers.

Step 2 — Add option codes after model number KNO6332 - __ - __

Bases	Casters/Glides	Cylinders
B15 26" High Crown Polished Aluminum \$69	C1 Hard Floor \$30	L1 3" Cylinder \$0
	C2 Glides \$30	
	C8 Chrome Carpet \$114	Headrest
	C9 Chrome Hard Floor \$127	H Headrest \$119
		Black vinyl



NV3402



NV4122
Pillow Top


FEATURES

- Up to 13 active adjustments
 - High back with built-in lumbar
 - Contoured seat with waterfall
 - Passive weight dispersion design
 - Removable inner pad in upper back
- Only available on (4) back

STANDARD FEATURES

- Lateral Sliding Arms
- 26" High Crown Black Base
- Carpet Casters
- 3" Cylinder
- Seat Slider

Step 1 — Model Number

Series Code		Select a Back		Select a Seat		Select an Arm		Mech			
NV	NV	3	High Back	1	Medium Seat, <i>Pillow Top</i>	0	Polished Aluminum Loop	\$0	2	Synchro	
		4	High Back, <i>Pillow Top</i>	2	Large Seat, <i>Pillow Top</i>	2	Lateral Sliding	\$0			
				4	Medium Seat	5	No Arms	(\$100)			
NV		4		1		2			2		

Pillow Top Back



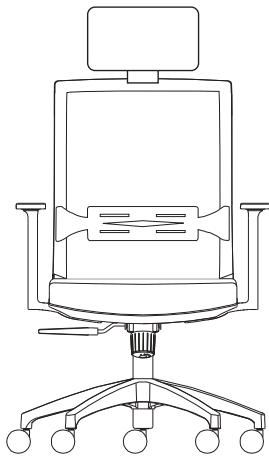
NV3422	NV3122	NV3222	NV4422	NV4122	NV4222	
\$1,749	\$1,813	\$1,877	\$1,877	\$1,943	\$2,008	Grade 1
\$1,819	\$1,883	\$1,947	\$1,947	\$2,013	\$2,078	Grade 2
\$1,889	\$1,953	\$2,017	\$2,017	\$2,083	\$2,148	Grade 3
\$1,969	\$2,033	\$2,097	\$2,097	\$2,163	\$2,228	Grade 4
\$2,049	\$2,113	\$2,177	\$2,177	\$2,243	\$2,308	Grade 5
\$2,139	\$2,203	\$2,267	\$2,267	\$2,333	\$2,398	Grade 6
\$2,229	\$2,293	\$2,357	\$2,357	\$2,423	\$2,488	Grade 7
\$2,329	\$2,393	\$2,457	\$2,457	\$2,523	\$2,588	Grade 8
\$2,429	\$2,493	\$2,557	\$2,557	\$2,623	\$2,688	Grade 9

41.5 × 26 × 26	41.5 × 26 × 26	41.5 × 26 × 26	42 × 26 × 26	42 × 26 × 26	42 × 26 × 26	Chair (H x W x D)
45.5 lbs	45.5 lbs	45.5 lbs	46.5 lbs	46.5 lbs	46.5 lbs	Chair Weight
19.5	20.5	20.5	19.5	20.5	20.5	Seat Width
18 – 21	19.5 – 22.5	19.5 – 22.5	18 – 21	19.5 – 22.5	19.5 – 22.5	Seat Height
18.5 – 21.5	15.5 – 18.5	19 – 22	18.5 – 21	18 – 20.5	18 – 20.5	Seat Depth
F5° – R10°	F5° – R10°	F5° – R10°	F6° – 12°	F8° – R14°	F8° – R14°	Seat Angle
19	19	19	19	19	19	Back Width
23.5 – 27.5	23.5 – 27.5	23.5 – 27.5	24 – 28	23.5 – 27.5	23.5 – 27.5	Back Height
100° – 115°	100° – 115°	100° – 115°	98° – 114°	100° – 115°	100° – 115°	Back Angle
4	4	4	4	4	4	Lumbar Range
26	26	26	26	26	26	Base Diameter
2.25 yd	2.25 yd	2.25 yd	3 yd	3 yd	3 yd	COM Yardage
28 × 28 × 42	28 × 28 × 42	28 × 28 × 42	28 × 28 × 42	28 × 28 × 42	28 × 28 × 42	Shipping Box (L x W x H)
65.5 lbs	65.5 lbs	65.5 lbs	66.5 lbs	66.5 lbs	66.5 lbs	Shipping Weight
FA	FA	FA	FA	FA	FA	Shipping Method

All measurements are nominal and shown in inches for base model numbers.
 Not available in knitted upholstery (Cloud 9™, M Plus, Renew, Reset, Revive™ or Top Shelf).

Step 2 — Add option codes after model number NV4122 - __ - __

General			Casters/Glides			Bases			Cylinders		
D2	Adjustable Lumbar Support <i>Not Available on (3) Back</i>	\$127	C0	Carpet	\$0	B0	26" Black	\$0	L3	5" Cylinder	\$0
			C1	Hard Floor	\$30	B6	26" Polished Aluminum	\$178	L13	7" Dual Stage	\$69
			C8	Chrome Carpet	\$114	B15	26" High Crown Polished Aluminum	\$69	L14	10" Dual Stage	\$69
			C9	Chrome Hard Floor	\$127	B16	26" High Crown Black	\$0			
Finishes											
J	Upholstered Arm Pad <i>Only Available on (2) Arm</i>	\$82									



REN4604-H

FEATURES

- Black mesh back & frame
- Tilt-swivel mechanism
- Heavy-duty casters & base

STANDARD FEATURES

- No Arms
- Carpet Casters
- 26" Black Base
- 5" Cylinder
- Adjustable Lumbar

Need it Now? 5-day Quick Ship

Only standard features are available as Quick Ship unless otherwise noted.

QUICK SHIP ARMS

- 0 Adjustable
- 5 No Arms

QUICK SHIP FABRICS

For available Quick Ship fabrics see page 8.

Step 1 — Model Number

Series Code		Back	Seat	Select an Arm		Mech
REN	Renati	4 Mesh Back	6 Medium Seat	0 Adjustable	\$50	4 Tilt-swivel
				5 No Arms	\$0	
REN		4	6	0		4

**REN4654**

\$643	Grade 1
\$673	Grade 2
\$703	Grade 3
\$743	Grade 4
\$783	Grade 5
\$833	Grade 6
\$883	Grade 7
\$943	Grade 8
\$1,003	Grade 9

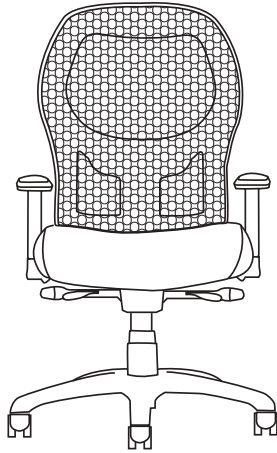
37 × 26 × 26	Chair (H x W x D)
28.5 lbs	Chair Weight
19.5	Seat Width
16 – 21	Seat Height
18.5	Seat Depth
F1° – R16°	Seat Angle
17.5	Back Width
21	Back Height
100° – 125°	Back Angle
2.5	Lumbar Range
26	Base Diameter
1 yd	COM Yardage
27 × 23 × 33	Shipping Box (L x W x H)
38.5 lbs	Shipping Weight
KD	Shipping Method

All measurements are nominal and shown in inches for base model numbers.
Specs may differ for stools.

Step 2 — Add option codes after model number REN4604 - __ - __ -**Stool Options**

General			Casters/Glides			Headrest			Stool Cylinders		
N	N-dulgent® Memory Foam	\$94	C0	Carpet	\$0	H	Headrest	\$75	L4	8" Cylinder	\$69
Bases			C1	Hard Floor	\$30	<i>Matching Upholstery</i>			L5	10" Cylinder	\$69
B24	26" Polished Aluminum	\$114	C2	Glides	\$30				L7	7" Cylinder	\$69
			Cylinders						Footrings For Stool Cylinders only		
			L13	7" Dual Stage	\$69				R1	18" Black Plastic	\$75
			L14	10" Dual Stage	\$69				R2	20" Chrome	\$101
									NeXtep® For Stool Cylinders Only		
									R9	10" w/Glides	\$170
									R10	10" w/Casters	\$234
									R21	10"/12" w/Glides	\$298
									R22	10"/12" w/Casters	\$374
									RW9	Wide 10" w/Glides	\$298
									RW10	Wide 10" w/Casters	\$374

For additional stool options
see page 112.



RCT4632

FEATURES

- Up to 13 active adjustments
- High mesh back & contoured seat design
- Passive weight dispersion design
- Generous foam for optimal comfort
- Convert mesh back to upholstered w/optional sleeve
- Independent lumbar adjustment
- 2 headrest options

STANDARD FEATURES

- No Arms
- 26" Black Base
- Carpet Casters
- 5" Cylinder
- Adjustable Lumbar

Need it Now? 5-day Quick Ship



QS Denotes Quick Ship models.

Only standard features are available as Quick Ship unless otherwise noted.



QUICK SHIP FABRICS





For available Quick Ship fabrics see page 8.

QUICK SHIP ARMS

- 3 3" Adjustable
5 No Arms

Step 1 — Model Number

Series Code	Back	Select a Seat	Select an Arm	Select a Mech
RCT Right Chair	4 Mesh Back	6 Medium Seat 7 Large Seat	0 4" Adjustable \$158 1 4" Adjustable w/Pivot \$190 2 Lateral Sliding \$178 3 3" Adjustable \$94 4 Swing \$374 5 No Arms \$0 6 C Loop \$94 7 Chrome Loop \$94 8 360° Swivel \$222 <i>Only Available on (2) Cynchro Mech</i>	2 Synchro  6 Multi-tilt 
RCT	4	6	3	2

Synchro		Multi-tilt	
			
RCT4652	RCT4752	RCT4656	RCT4756
\$1,069	\$1,134	\$1,164	\$1,229
\$1,099	\$1,164	\$1,194	\$1,259
\$1,129	\$1,194	\$1,224	\$1,289
\$1,169	\$1,234	\$1,264	\$1,329
\$1,209	\$1,274	\$1,304	\$1,369
\$1,259	\$1,324	\$1,354	\$1,419
\$1,309	\$1,374	\$1,404	\$1,469
\$1,369	\$1,434	\$1,464	\$1,529
\$1,429	\$1,494	\$1,524	\$1,589

Grade 1

Grade 2

Grade 3

Grade 4

Grade 5

Grade 6

Grade 7

Grade 8

Grade 9

40.5 × 26 × 26	40.5 × 26 × 26	39.5 × 26 × 26	39.5 × 26 × 26
37 lbs	37 lbs	48 lbs	48.5 lbs
19.5	22	19.5	22
16.5 – 21.5	16.5 – 21.5	15.25 – 20.25	15.25 – 20.25
16.5 – 19.5	16.5 – 19.5	16 – 18	19 – 21
F5° – R14°	F5° – R14°	F6° – R11°	F8° – R18°
19	19	19	19
23	23	23	23
102° – 120°	102° – 120°	100° – 115°	100° – 115°
4	4	4	4
26	26	26	26
1 yd	1 yd	1 yd	1 yd
28 × 26 × 24	28 × 26 × 24	28 × 26 × 24	28 × 26 × 24
47 lbs	47 lbs	58 lbs	58.5 lbs
KD	KD	KD	KD

Chair (H x W x D)

Chair Weight

Seat Width

Seat Height

Seat Depth (OPTIONAL)

Seat Angle

Back Width

Back Height

Back Angle

Lumbar Range

Base Diameter

COM Yardage

Shipping Box (L x W x H)

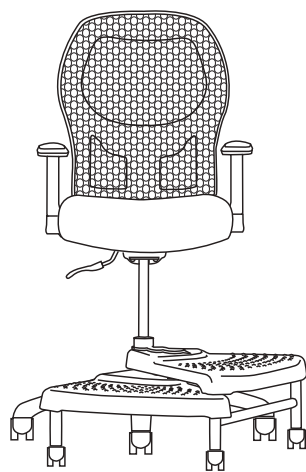
Shipping Weight

Shipping Method

All measurements are nominal and shown in inches for base model numbers.

Step 2 — Add option codes after model number RCT4632 - __ - __

General			Back Sleeve – Back of Sleeve Made w/Spacer			Bases			Connexion® Arm		
F	Fring® Footrest <i>Only Available on (B0) Base</i>	\$63	S1	Grade 1	\$127	B6	26" Polished Aluminum	\$178	Z1	Connexion Arm	\$444
			S2	Grade 2	\$184	B7	26" Black Aluminum	\$127		<i>Not Available with (6) & (7) Arm</i>	
J	Upholstered Arm Pad <i>Only Available on (2) Arm</i>	\$82	S3	Grade 3	\$231	B8	27" Brushed Aluminum	\$178	Connexion® Arm Attachments		
N	N-dulgent® Memory Foam	\$94	S4	Grade 4	\$277	Cylinders			A1	Tablet Holder	\$188
S	Seat Slider	\$94	S5	Grade 5	\$323	L1	3" Cylinder	\$0		<i>Requires (Z1) Connexion Arm</i>	
			S6	Grade 6	\$381	L13	7" Dual Stage	\$69			
			S7	Grade 7	\$438	L14	10" Dual Stage	\$69			
			S8	Grade 8	\$497	Headrests					
			S9	Grade 9	\$554	HE	Height Adjustable Black Vinyl	\$75			
			Not Available with a Headrest			H5	Dual Pivot Black Faux Leather	\$355			
			Casters/Glides								
			C1	Hard Floor	\$30						
			C2	Glides	\$30						



RCT4651

FEATURES

- High mesh back & contoured seat design
- Passive weight dispersion design
- Generous foam for optimal comfort
- Convert mesh back to upholstered with optional sleeve
- Independent lumbar adjustment
- 2 headrest options

STANDARD FEATURES

- No Arms
- 26" Black Base
- Carpet Casters
- 8" Cylinder
- Adjustable Lumbar

Need it Now? 5-day Quick Ship

Only standard features are available as Quick Ship unless otherwise noted.

QUICK SHIP ARMS







- 3 3" Adjustable
- 5 No Arms

QUICK SHIP FABRICS

For available Quick Ship fabrics see page 8.

Step 1 — Model Number

Series Code		Back	Select a Seat		Select an Arm		Select a Mech	
RCT	Right Chair	4 Mesh Back	6 Medium Seat		0 4" Adjustable	\$158	1 Basic	
			7 Large Seat		1 4" Adjustable w/Pivot	\$190		
					2 Lateral Sliding	\$178	8 Standard	
					3 3" Adjustable	\$94		
					4 Swing	\$374		
					5 No Arms	\$0		
					6 C Loop	\$94		
					7 Chrome Loop	\$94		
					8 360° Swivel	\$222	9 Deluxe-tilt	
RCT		4	6		3		8	

Basic		Standard		Deluxe-tilt	
					
RCT4651	RCT4751	RCT4658	RCT4758	RCT4659	RCT4759
\$1,087	\$1,152	\$1,113	\$1,178	\$1,139	\$1,204
\$1,117	\$1,182	\$1,143	\$1,208	\$1,169	\$1,234
\$1,147	\$1,212	\$1,173	\$1,238	\$1,199	\$1,264
\$1,187	\$1,252	\$1,213	\$1,278	\$1,239	\$1,304
\$1,227	\$1,292	\$1,253	\$1,318	\$1,279	\$1,344
\$1,277	\$1,342	\$1,303	\$1,368	\$1,329	\$1,394
\$1,327	\$1,392	\$1,353	\$1,418	\$1,379	\$1,444
\$1,387	\$1,452	\$1,413	\$1,478	\$1,439	\$1,504
\$1,447	\$1,512	\$1,473	\$1,538	\$1,499	\$1,564

Grade 1
Grade 2
Grade 3
Grade 4
Grade 5
Grade 6
Grade 7
Grade 8
Grade 9

44.5 × 26 × 26	44.5 × 26 × 26	45 × 26 × 26	45 × 26 × 26	45 × 26 × 26	45 × 26 × 26
34.5 lbs	34.5 lbs	45.5 lbs	45.5 lbs	46 lbs	46 lbs
19.5	22	19.5	22	19.5	22
21 – 29	21.25 – 29.25	22.5 – 30.5	22.5 – 30.5	22.5 – 30.5	22.5 – 30.5
17 – 18	17 – 18	15.5 – 17.5	15.5 – 17.5	15.5 – 17.5	15.5 – 17.5
R4°	R4°	R3°	R3°	R4°	R4°
19	19	19	19	19	19
23	23	23	23	23	23
102°	102°	95° – 99°	95° – 99°	95° – 99°	95° – 99°
4	4	4	4	4	4
26	26	26	26	26	26
1 yd	1 yd	1 yd	1 yd	1 yd	1 yd
28 × 26 × 24	28 × 26 × 24	28 × 26 × 24	28 × 26 × 24	28 × 26 × 24	28 × 26 × 24
44.5 lbs	44.5 lbs	55.5 lbs	55.5 lbs	56 lbs	56 lbs
KD	KD	KD	KD	KD	KD

Chair (H x W x D)
Chair Weight
Seat Width
Seat Height
Seat Depth (OPTIONAL)
Seat Angle
Back Width
Back Height
Back Angle
Lumbar Range
Base Diameter
COM Yardage
Shipping Box (L x W x H)
Shipping Weight
Shipping Method

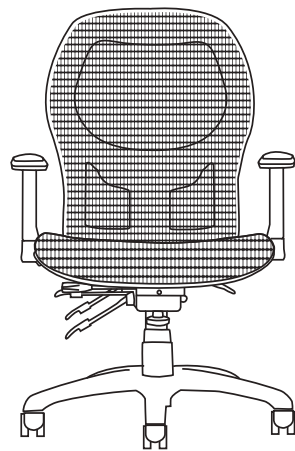
All measurements are nominal and shown in inches for base model numbers.

Step 2 — Add option codes after model number RCT4638 - __ - __

General			Casters/Glides			Chair Cylinders			Footrings For Stool Cylinders Only		
J	Upholstered Arm Pad <i>Only Available on (2) Arm</i>	\$82	C1	Hard Floor	\$30	L1	3" Cylinder	\$0	R1	18" Black Plastic	\$75
N	N-dulgent® Memory Foam	\$94	C2	Glides	\$30	L3	5" Cylinder	\$0	R2	20" Chrome	\$101
Back Sleeve – Back of sleeve made w/Spacer			Bases			Stool Cylinders			NeXtep® For Stool Cylinders Only		
S1	Grade 1	\$127	B6	26" Polished Aluminum	\$178	L5	10" Cylinder	\$0	R8	8" w/Casters	\$234
S2	Grade 2	\$184	Headrests			L7	7" Cylinder	\$0	R10	10" w/Casters	\$234
S3	Grade 3	\$231	HE	Height Adjustable <i>Black Vinyl</i>	\$75	Connexion® Arm			R18	8"/10" w/Casters	\$374
S4	Grade 4	\$277	H5	Dual Pivot <i>Black Faux Leather</i>	\$355	Z1	Connexion Arm <i>Not Available with (6) & (7) Arm</i>	\$444	RW8	Wide 8" w/Casters	\$374
S5	Grade 5	\$323	Connexion® Arm Attachments			A1	Tablet Holder <i>Requires (Z1) Connexion Arm</i>	\$188	RW10	Wide 10" w/Casters	\$374
S6	Grade 6	\$381							<i>Also Available w/Glides.</i>		
S7	Grade 7	\$438									
S8	Grade 8	\$497									
S9	Grade 9	\$554									
Not available with a headrest											

For additional stool options
 see page 112.

Right Chair® Mesh



RCT5336

FEATURES

- Breathable mesh seat & back
- Adjustable lumbar
- 2 headrest options

STANDARD FEATURES

- No Arms
- 26" Black Base
- Carpet Casters
- 5" Cylinder
- Adjustable Lumbar

Need it Now? 5-day Quick Ship

Only standard features are available as Quick Ship unless otherwise noted.

QUICK SHIP ARMS



- 3 3" Adjustable
- 5 No Arms

QUICK SHIP FABRICS

For available Quick Ship fabrics see page 8.

Step 1 — Model Number

Series Code		Back	Seat	Select an Arm		Select a Mech	
RCT	Right Chair	5 Mesh Back	3 Mesh Seat	2 Lateral Sliding	\$178	2 Synchro-tilt	
				3 3" Adjustable	\$94	6 Multi-tilt	
				5 No Arms	\$0		
RCT		5	3	3		2	

Synchro	Multi-tilt
	
RCT5352	RCT5356
\$1,164	\$1,263

Mesh

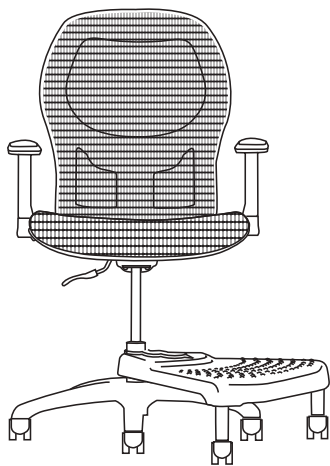
40.5 × 26 × 26	39.5 × 26 × 26	Chair (H x W x D)
41 lbs	41.5 lbs	Chair Weight
20	20	Seat Width
16.5 – 21.5	15.25 – 20.25	Seat Height
16.5 – 19.5	16.5 – 19	Seat Depth (OPTIONAL)
F1° – R5°	F6° – R11°	Seat Angle
19	19	Back Width
24	24	Back Height
100° – 120°	95° – 112°	Back Angle
4	4	Lumbar Range
26	26	Base Diameter
N/A	N/A	COM Yardage
28 × 26 × 24	28 × 26 × 24	Shipping Box (L x W x H)
51 lbs	51.5 lbs	Shipping Weight
KD	KD	Shipping Method

All measurements are nominal and shown in inches for base model numbers.

Step 2 — Add option codes after model number RCT5332 - __ - __

General			Casters/Glides			Bases			Headrests		
F	Fring® Footrest <i>Only Available on (B0) Base</i>	\$63	C1	Hard Floor	\$30	B6	26" Polished Aluminum	\$178	HE	Height Adjustable <i>Black Vinyl</i>	\$75
J	Upholstered Arm Pad <i>Only Available on (2) Arm</i>	\$82	C2	Glides	\$30	Cylinders			H5	Dual Pivot <i>Black Faux Leather</i>	\$355
S	Seat Slider	\$94				L1	3" Cylinder	\$0			
						L13	7" Dual Stage	\$69			
						L14	10" Dual Stage	\$69			

Right Chair® Mesh
Stool



RCT5331-R10

FEATURES

- Breathable mesh seat & back
- Adjustable lumbar
- 2 headrest options

STANDARD FEATURES

- No Arms
- 26" Black Base
- Carpet Casters
- 8" Cylinder
- Adjustable Lumbar

Need it Now? 5-day Quick Ship

Only standard features are available as Quick Ship unless otherwise noted.




QUICK SHIP ARMS



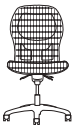
- 3 3" Adjustable
- 5 No Arms

QUICK SHIP FABRICS

For available Quick Ship fabrics see page 8.

Step 1 — Model Number

Series Code		Back	Seat	Select an Arm		Select a Mech	
RCT	Right Chair	5 Mesh Back	3 Mesh Seat	2 Lateral Sliding	\$178	1 Basic	
				3 3" Adjustable	\$94	8 Standard	
				5 No Arms	\$0	9 Deluxe-tilt	
RCT		5	3	3		8	

Basic	Standard	Deluxe-tilt
		
RCT5351	RCT5358	RCT5359
\$1,283	\$1,309	\$1,335

44.5 x 26 x 26	45 x 26 x 26	45 x 26 x 26
34.5 lbs	45.5 lbs	46 lbs
20	20	20
20.75 – 28.75	21.5 – 29.5	21.5 – 29.5
17.75 – 18.75	16 – 18	15.5 – 17.5
R4°	R3°	R4°
19	19	19
23	23	23
102°	95° – 99°	95° – 99°
4	4	4
26	26	26
N/A	N/A	N/A
28 x 26 x 24	28 x 26 x 24	28 x 26 x 24
44.5 lbs	55.5 lbs	56 lbs
KD	KD	KD

Mesh

Chair (H x W x D)
Chair Weight
Seat Width
Seat Height
Seat Depth (OPTIONAL)
Seat Angle
Back Width
Back Height
Back Angle
Lumbar Range
Base Diameter
COM Yardage
Shipping Box (L x W x H)
Shipping Weight
Shipping Method

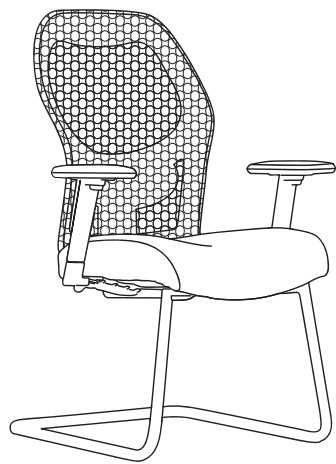
All measurements are nominal and shown in inches for base model numbers.

Right Chair® Mesh Stool

Step 2 — Add option codes after model number RCT5338 - __ - __

General			Chair Cylinders			Headrests			Footrings For Stool Cylinders Only		
J	Upholstered Arm Pad	\$82	L1	3" Cylinder	\$0	HE	Height Adjustable	\$75	R1	18" Black Plastic	\$75
	<i>Only Available on (2) Arm</i>		L3	5" Cylinder	\$0		<i>Black Vinyl</i>		R2	20" Chrome	\$101
Casters/Glides			L13	7" Dual Stage	\$0	H5	Dual Pivot	\$355	NeXtep® For Stool Cylinders Only		
C1	Hard Floor	\$30	L14	10" Dual Stage	\$0		<i>Black Faux Leather</i>		R8	8" w/Casters	\$234
C2	Glides	\$30	Stool Cylinders						R10	10" w/Casters	\$234
Bases			L5	10" Cylinder	\$0				R18	8"/10" w/Casters	\$374
B6	26" Polished Aluminum	\$178	L7	7" Cylinder	\$0				RW8	Wide 8" w/Casters	\$374
									RW10	Wide 10" w/Casters	\$374
									Also Available w/Glides.		

For additional stool options
see page 112.



RCG4635



FEATURES

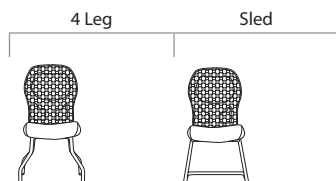
- High back & contoured seat design
- Passive weight dispersion design
- Generous foam for optimal comfort

STANDARD FEATURES

- No Arms
- Black Base

Step 1 — Model Number

Series Code		Back	Seat	Select an Arm		Select a Base	
RCG	Right Chair Guest	4 Mesh Back	6 Medium Seat	3 3" Adjustable Fixed Width	\$94	4 4-leg	
				5 No Arms	\$0		
				6 C Loop	\$94		
				7 Chrome Loop	\$94	5 Sled	
RCG		4	6	3		5	



RCG4654	RCG4655
\$913	\$996
\$943	\$1,026
\$973	\$1,056
\$1,013	\$1,096
\$1,053	\$1,136
\$1,103	\$1,186
\$1,153	\$1,236
\$1,213	\$1,296
\$1,273	\$1,356

40 x 20.5 x 24	39.5 x 20.5 x 24	Chair (H x W x D)
28 lbs	31 lbs	Chair Weight
19.5	19.5	Seat Width
18	17.25	Seat Height
17.5	17.5	Seat Depth
R3°	R4°	Seat Angle
19	19	Back Width
23	23	Back Height
100°	102°	Back Angle
4	4	Lumbar Range
20.5	20.5 x 23	Base Diameter
1 yd	1 yd	COM Yardage
30 x 27 x 39	30 x 27 x 39	Shipping Box (L x W x H)
38 lbs	41 lbs	Shipping Weight
FA	FA	Shipping Method


All measurements are nominal and shown in inches for base model numbers.

Step 2 — Add option codes after model number RCG4635 - __

General		
CB	Chrome Base	\$119

Back Sleeve – Back of Sleeve Made w/Spacer

S1	Grade 1	\$127
S2	Grade 2	\$184
S3	Grade 3	\$231
S4	Grade 4	\$277
S5	Grade 5	\$323
S6	Grade 6	\$381
S7	Grade 7	\$438
S8	Grade 8	\$497
S9	Grade 9	\$554



U4ia4600

FEATURES

- Up to 13 active adjustments
- Height adjustable mesh back
- Passive weight dispersion design
- Generous foam for optimal comfort
- Optional removable back sleeve for an upholstered look & feel

STANDARD FEATURES

- No Arms
- Carpet Casters
- 26" Black Base
- 5" Cylinder
- Black Mesh Back

Need it Now? 5-day Quick Ship

Only standard features are available as Quick Ship unless otherwise noted.

QUICK SHIP ARMS

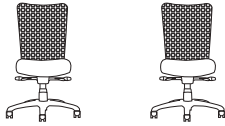
- 3 3" Adjustable Arms
- 5 No Arms

QUICK SHIP FABRICS

For available Quick Ship fabrics see page 8.

Step 1 — Model Number

Series Code		Back	Select a Seat		Select an Arm		Mech
U4ia	U4ia	4 Mid Back	6 Medium Seat		0 4" Adjustable	\$158	2 Synchro
			7 Large Seat		1 4" Adjustable w/Pivot	\$190	
					2 Lateral Sliding	\$178	
					3 3" Adjustable	\$94	
					4 Swing	\$374	
					5 No Arms	\$0	
					6 C Loop	\$94	
					7 Chrome Loop	\$94	
U4ia		4	6		3		2



U4ia4652

U4ia4752

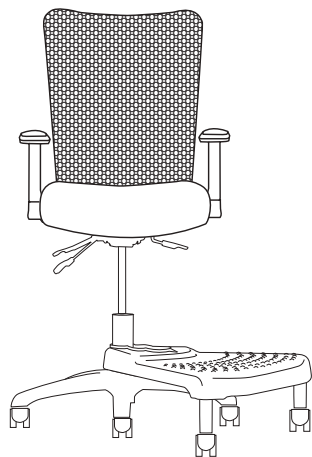
\$1,005	\$1,070	Grade 1
\$1,035	\$1,100	Grade 2
\$1,065	\$1,130	Grade 3
\$1,105	\$1,170	Grade 4
\$1,145	\$1,210	Grade 5
\$1,195	\$1,260	Grade 6
\$1,245	\$1,310	Grade 7
\$1,305	\$1,370	Grade 8
\$1,365	\$1,430	Grade 9

38 x 26 x 26	38 x 26 x 26	Chair (H x W x D)
36 lbs	36 lbs	Chair Weight
19.5	22	Seat Width
16.5 – 21.5	16.5 – 21.5	Seat Height
16.5 – 19	16.5 – 19	Seat Depth (OPTIONAL)
F5° – R15°	F5° – R15°	Seat Angle
19	19	Back Width
20.5 – 23.5	20.5 – 23.5	Back Height
100° – 128°	100° – 128°	Back Angle
3	3	Lumbar Range
26	26	Base Diameter
1 yd	1 yd	COM Yardage
36 x 26 x 19	36 x 26 x 19	Shipping Box (L x W x H)
46 lbs	46 lbs	Shipping Weight
KD	KD	Shipping Method

All measurements are nominal and shown in inches for base model numbers.

Step 2 — Add option codes after model number U4ia4632 - __ - __

General			Back Sleeve (back of sleeve made w/Spacer)			Casters/Glides			Cylinders		
F	Fring® Footrest <i>Only Available on (B0) Base</i>	\$63	S1	Grade 1	\$127	C1	Hard Floor	\$30	L1	3" Cylinder	\$0
J	Upholstered Arm Pad <i>Only Available on (2) Arm</i>	\$82	S2	Grade 2	\$184	C2	Glides	\$30	L13	7" Dual Stage	\$69
N	N-dulgent® Memory Foam	\$94	S3	Grade 3	\$231	Bases			L14	10" Dual Stage	\$69
S	Seat Slider	\$94	S4	Grade 4	\$277				Connexion® Arm		
Mesh Color			S5	Grade 5	\$323	B6	26" Polished Aluminum	\$178	Z1	Connexion Arm	\$444
M1	London (Navy)	\$35	SU	Stitched Ultraleather™	\$341	Connexion® Arm Attachments			<i>Not Available with (6) & (7) Arm</i>		
M2	Cognac (Red)	\$35	S6	Grade 6	\$381						
M3	Mocha (Brown)	\$35	S7	Grade 7	\$438	A1			Tablet Holder		
M4	Ivory	\$35	S8	Grade 8	\$497						
M5	Silver	\$35	S9	Grade 9	\$554	Requires (Z1) Connexion Arm			\$188		
			NR	Make Sleeve Non-removable	\$0						



U4ia4608-R8

FEATURES

- Passive weight dispersion design
- Generous foam for optimal comfort
- Optional removable back sleeve for an upholstered look & feel

STANDARD FEATURES

- No Arms
- Carpet Casters
- 26" Black Base
- 8" Cylinder
- Black Mesh Back

Need it Now? 5-day Quick Ship

Only standard features are available as Quick Ship unless otherwise noted.

QUICK SHIP ARMS







- 3 3" Adjustable Arms
- 5 No Arms

QUICK SHIP FABRICS

For available Quick Ship fabrics see page 8.

Step 1 — Model Number

Series Code		Back	Select a Seat		Select an Arm		Select a Mech	
U4ia	U4ia	4 Mid Back	6 Medium Seat		0 4" Adjustable	\$158	1 Basic	
			7 Large Seat		1 4" Adjustable w/Pivot	\$190	8 Standard	
					2 Lateral Sliding	\$178		
					3 3" Adjustable	\$94	9 Deluxe-tilt	
					4 Swing	\$374		
					5 No Arms	\$0		
					6 C Loop	\$94		
					7 Chrome Loop	\$94		
U4ia		4	6		3		8	

Basic		Standard		Deluxe-tilt	
					
U4ia4651	U4ia4751	U4ia4658	U4ia4758	U4ia4659	U4ia4759
\$1,023	\$1,087	\$1,048	\$1,113	\$1,075	\$1,139
\$1,053	\$1,117	\$1,078	\$1,143	\$1,105	\$1,169
\$1,083	\$1,147	\$1,108	\$1,173	\$1,135	\$1,199
\$1,123	\$1,187	\$1,148	\$1,213	\$1,175	\$1,239
\$1,163	\$1,227	\$1,188	\$1,253	\$1,215	\$1,279
\$1,213	\$1,277	\$1,238	\$1,303	\$1,265	\$1,329
\$1,263	\$1,327	\$1,288	\$1,353	\$1,315	\$1,379
\$1,323	\$1,387	\$1,348	\$1,413	\$1,375	\$1,439
\$1,383	\$1,447	\$1,408	\$1,473	\$1,435	\$1,499

42.5 × 26 × 26	42.5 × 26 × 26	44.5 × 26 × 26	44.5 × 26 × 26	44.5 × 26 × 26	44.5 × 26 × 26
32 lbs	32 lbs	40 lbs	40 lbs	40 lbs	40 lbs
19.5	22	19.5	22	19.5	22
21.5 – 29.5	21.5 – 29.5	22.5 – 30.5	22.5 – 30.5	22.5 – 30.5	22.5 – 30.5
17 – 18	17 – 18	16.5 – 19	16.5 – 19	16.5 – 19	16.5 – 19
R4°	R4°	R3°	R3°	R4°	R4°
19	19	19	19	19	19
22	22	22	22	22	22
97°	97°	95° – 102°	95° – 102°	95° – 102°	95° – 102°
N/A	N/A	N/A	N/A	N/A	N/A
26	26	26	26	26	26
1 yd	1 yd	1 yd	1 yd	1 yd	1 yd
36 × 26 × 19	36 × 26 × 19	36 × 26 × 19	36 × 26 × 19	36 × 26 × 19	36 × 26 × 19
42 lbs	42 lbs	50 lbs	50 lbs	50 lbs	50 lbs
KD	KD	KD	KD	KD	KD


Grade 1
Grade 2
Grade 3
Grade 4
Grade 5
Grade 6
Grade 7
Grade 8
Grade 9

Chair (H x W x D)
Chair Weight
Seat Width
Seat Height
Seat Depth (OPTIONAL)
Seat Angle
Back Width
Back Height
Back Angle
Lumbar Range
Base Diameter
COM Yardage
Shipping Box (L x W x H)
Shipping Weight
Shipping Method

All measurements are nominal and shown in inches for base model numbers.

Step 2 — Add option codes after model number U4ia4638 - __ - __

General			Back Sleeve Back of Sleeve Made w/Spacer			Chair Cylinders			Connexion® Arm		
J	Upholstered Arm Pad <i>Only Available on (2) Arm</i>	\$82	S1	Grade 1	\$127	L1	3" Cylinder	\$0	Z1	Connexion Arm <i>Not Available with (6) & (7) Arm</i>	\$444
N	N-dulgent® Memory Foam	\$94	S2	Grade 2	\$184	L3	5" Cylinder	\$0	Connexion® Arm Attachments		
			S3	Grade 3	\$231	L13	7" Dual Stage	\$0			
			S4	Grade 4	\$277	L14	10" Dual Stage	\$0	A1 Tablet Holder <i>Requires (Z1) Connexion Arm</i>		
			S5	Grade 5	\$323	Stool Cylinders					
Mesh Color			SU	Stitched Ultraleather™	\$341	L5	10" Cylinder	\$0	NeXtep® For Stool Cylinders Only		
M1	London (Navy)	\$35	S6	Grade 6	\$381	L7	7" Cylinder	\$0			
M2	Cognac (Red)	\$35	S7	Grade 7	\$438	Footrings for stool cylinders only			Also Available w/Glides.		
M3	Mocha (Brown)	\$35	S8	Grade 8	\$497	R1	18" Black Plastic	\$75			
M4	Ivory	\$35	S9	Grade 9	\$554	R2	20" Chrome	\$101	For additional stool options see page 112.		
M5	Silver	\$35	NR	Make Sleeve Non-removable	\$0						
			Casters/Glides								
			C1	Hard Floor	\$30						
			C2	Glides	\$30						
			Bases								
			B6	26" Polished Aluminum	\$178						



U4iaG4665



FEATURES

- Mesh or upholstered back option
- Passive weight dispersion design
- Generous foam for optimal comfort
- Optional removable back sleeve for an upholstered look & feel

STANDARD FEATURES

- No Arms
- Black Base
- Black Mesh Back

Step 1 — Model Number

Series Code	Back	Seat	Select an Arm	Select a Base
U4iaG U4ia Guest	4 Mid Back	6 Medium Seat	3 3" Adjustable Fixe Width \$94	4 4-leg 
			5 No Arms \$0	
			6 C Loop \$94	5 Sled 
			7 Chrome Loop \$94	
U4iaG	4	6	3	5

38.75 x 20.5 x 24	38.25 x 20.5 x 24	Chair (H x W x D)
27.5 lbs	31 lbs	Chair Weight
19.5	19.5	Seat Width
18	17.25	Seat Height
18	18	Seat Depth
R3°	R4°	Seat Angle
19	19	Back Width
21	21	Back Height
104°	104°	Back Angle
N/A	N/A	Lumbar Range
20.5	20.5 x 23	Base Diameter
1 yd	1 yd	COM Yardage
30 x 27 x 39	30 x 27 x 39	Shipping Box (L x W x H)
37.5 lbs	40.5 lbs	Shipping Weight
FA	FA	Shipping Method

Step 2 — Add option codes after model number U4iaG4635 - __ - __

83



ULU4632

FEATURES

- Upholstered or mesh back
- Adjustable lumbar support (easily slide up & down with no levers)
- Weight sensing mechanism without tension knob
- Intuitive ergonomics

STANDARD FEATURES

- No Arms
- Carpet Casters
- 25" Black Base
- 5" Cylinder
- Seat Slider
- Black Mesh
- Adjustable Lumbar

Need it Now? 5-day Quick Ship

QS Denotes Quick Ship models.

Only standard features are available as Quick Ship unless otherwise noted.



QUICK SHIP ARMS

- 3 3D
- 5 No Arms

QUICK SHIP FABRICS

For available Quick Ship fabrics see page 8.

Step 1 — Model Number

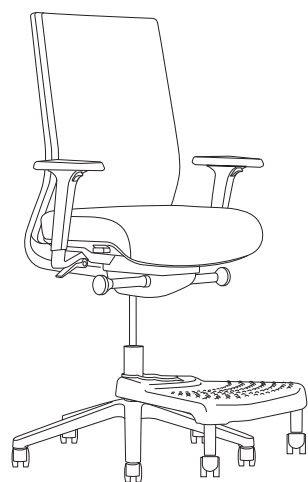
Series Code		Select a Back		Select a Seat		Select an Arm		Select a Mech			
ULU	Ulius	4	Mesh Back	6	Medium Seat	0	Fixed	\$82	2	Synchro	
		5	Upholstered Back	7	Large Seat	3	3D	\$82			
						4	4D	\$165			
						5	No Arms	\$0			
						6	3D Chrome	\$192		3	Weight Sensitive
						7	Chrome Loop	\$324			
						8	4D Chrome	\$275			
						9	5-way 360°	\$357			
ULU		4		6		3			2		

Synchro				Weight Sensitive				
ULU4652	ULU4752	ULU5652	ULU5752	ULU4653	ULU4753	ULU5653	ULU5753	
\$996	\$1,060	\$1,124	\$1,186	\$946	\$1,009	\$1,072	\$1,136	Grade 1
\$1,026	\$1,090	\$1,184	\$1,246	\$976	\$1,039	\$1,132	\$1,196	Grade 2
\$1,056	\$1,120	\$1,244	\$1,306	\$1,006	\$1,069	\$1,192	\$1,256	Grade 3
\$1,096	\$1,160	\$1,314	\$1,376	\$1,046	\$1,109	\$1,262	\$1,326	Grade 4
\$1,136	\$1,200	\$1,384	\$1,446	\$1,086	\$1,149	\$1,332	\$1,396	Grade 5
\$1,186	\$1,250	\$1,464	\$1,526	\$1,136	\$1,199	\$1,412	\$1,476	Grade 6
\$1,236	\$1,300	\$1,544	\$1,606	\$1,186	\$1,249	\$1,492	\$1,556	Grade 7
\$1,296	\$1,360	\$1,634	\$1,696	\$1,246	\$1,309	\$1,582	\$1,646	Grade 8
\$1,356	\$1,420	\$1,724	\$1,786	\$1,306	\$1,369	\$1,672	\$1,736	Grade 9
40 x 26 x 26	40 x 26 x 26	40 x 26 x 26	40 x 26 x 26	40 x 26 x 26	40 x 26 x 26	40 x 26 x 26	40 x 26 x 26	Chair (H x W x D)
30 lbs	30 lbs	30 lbs	30 lbs	28 lbs	28 lbs	28 lbs	28 lbs	Chair Weight
19.5	21	19.5	21	19.5	21	19.5	21	Seat Width
17.25 – 22.25	17.25 – 22.25	17.25 – 22.25	17.25 – 22.25	17 – 22	17 – 22	17 – 22	17 – 22	Seat Height
17.25 – 19.75	17.25 – 19.75	17 – 19.5	17 – 19.5	17.25 – 19.75	17.25 – 19.75	17 – 19.5	17 – 19.5	Seat Depth
R1.5° – R6°	R1.5° – R6°	R1.5° – R6°	R1.5° – R6°	R1° – R5.5°	R1° – R5.5°	R1° – R5.5°	R1° – R5.5°	Seat Angle
18.5	18.5	18.5	18.5	18.5	18.5	18.5	18.5	Back Width
22	22	22	22	22	22	22	22	Back Height
98° – 120°	98° – 120°	98° – 120°	98° – 120°	100° – 118°	100° – 118°	100° – 118°	100° – 118°	Back Angle
4.25 – 8.25	4.25 – 8.25	5 – 8	5 – 8	4.25 – 8.25	4.25 – 8.25	5 – 8	5 – 8	Lumbar Range
26	26	26	26	26	26	26	26	Base Diameter
1	1	2	2	1	1	2	2	COM Yardage
26 x 35.5 x 19	26 x 35.5 x 19	26 x 35.5 x 19	26 x 35.5 x 19	26 x 35.5 x 19	26 x 35.5 x 19	26 x 35.5 x 19	26 x 35.5 x 19	Shipping Box (L x W x H)
40 lbs	40 lbs	40 lbs	40 lbs	38 lbs	38 lbs	38 lbs	38 lbs	Shipping Weight
KD	KD	KD	KD	KD	KD	KD	KD	Shipping Method

All measurements are nominal and shown in inches for base model numbers.

Step 2 — Add option codes after model number ULU4633 - __ - __

General			Mesh Color			Casters			Cylinders		
N	N-dulgent® Memory Foam	\$94	M1	Navy	\$63	C1	Hard Floor	\$30	L1	3" Cylinder	\$0
	Seat Only		M3	Beige	\$63		L26	5" Chrome Cylinder	\$69		
			M5	Silver	\$63						
						Bases			Headrest		
						B36	25" Polished Aluminum	\$178	H	Headrest	\$119
									Only Available on Mesh Back		



ULS5632

FEATURES

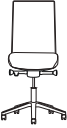
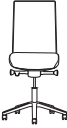
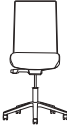
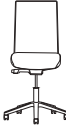
- Upholstered back
- Adjustable lumbar support (easily slide up & down with no levers)
- Weight sensing mechanism without tension knob
- Intuitive ergonomics

STANDARD FEATURES

- No Arms
- Carpet Casters
- 26" Black Base
- 8" Cylinder
- Adjustable Lumbar

Step 1 — Model Number


Series Code		Select a Back	Select a Seat	Select an Arm		Select a Mech
ULS	Ulius Stool	5 Upholstered Back	6 Medium Seat	0 Fixed	\$82	2 Synchro
			7 Large Seat	3 3D	\$82	
				4 4D	\$165	3 Weight Sensitive
				5 No Arms	\$0	
				6 3D Chrome	\$192	
ULS		5	6	7 Chrome Loop	\$324	3
				8 4D Chrome	\$275	
				9 5-way 360°	\$357	

Synchro		Weight Sensitive		
				
ULS5652	ULS5752	ULS5653	ULS5753	
\$1,124	\$1,186	\$1,072	\$1,136	Grade 1
\$1,184	\$1,246	\$1,132	\$1,196	Grade 2
\$1,244	\$1,306	\$1,192	\$1,256	Grade 3
\$1,314	\$1,376	\$1,262	\$1,326	Grade 4
\$1,384	\$1,446	\$1,332	\$1,396	Grade 5
\$1,464	\$1,526	\$1,412	\$1,476	Grade 6
\$1,544	\$1,606	\$1,492	\$1,556	Grade 7
\$1,634	\$1,696	\$1,582	\$1,646	Grade 8
\$1,724	\$1,786	\$1,672	\$1,736	Grade 9
46.25 × 26 × 26	46.25 × 26 × 26	46 × 26 × 26	46 × 26 × 26	Chair (H x W x D)
30 lbs	30 lbs	28 lbs	28 lbs	Chair Weight
19.5	21	19.5	21	Seat Width
23.25 – 31	23.25 – 31	23 – 30.75	23 – 30.75	Seat Height
17	17	17	17	Seat Depth
R1.5° – R6°	R1.5° – R6°	R1° – R5.5°	R1° – R5.5°	Seat Angle
18.5	18.5	18.5	18.5	Back Width
22	22	22	22	Back Height
98° – 120°	98° – 120°	100° – 118°	100° – 118°	Back Angle
5 – 8	5 – 8	5 – 8	5 – 8	Lumbar Range
26	26	26	26	Base Diameter
2	2	2	2	COM Yardage
26 × 35.5 × 19	26 × 35.5 × 19	26 × 35.5 × 19	26 × 35.5 × 19	Shipping Box (L x W x H)
41 lbs	41 lbs	39 lbs	39 lbs	Shipping Weight
KD	KD	KD	KD	Shipping Method

All measurements are nominal and shown in inches for base model numbers.

Step 2 — Add option codes after model number ULU5633 - __ - __

General			Cylinders		NeXtep® For Stool Cylinders Only	
N	N-dulgent® Memory Foam <i>Seat Only</i>	\$94	L5	10" Cylinder	\$0	R8 8" w/Casters \$234
			L7	7" Cylinder	\$0	R10 10" w/Casters \$234
			L13	7" Dual Stage	\$0	R18 8"/10" w/Casters \$374
			L14	10" Dual Stage	\$0	RW8 Wide 8" w/Casters \$374
						RW10 Wide 10" w/Casters \$374
Casters			Footrings		Also Available w/Glides.	
C1	Hard Floor	\$30	R1	18" Black Plastic	\$75	
Bases			R2	20" Chrome	\$101	
B26	25" Black	\$0				
B36	25" Polished Aluminum	\$178				



ULG264

FEATURES

- Upholstered or mesh back
- Integrated wall saver legs

STANDARD FEATURES

- Black Base

Step 1 — Model Number

Series Code	Select a Back	Select a Seat	Select a Base
<div>ULG</div> <div>Ulius Guest</div>	<div>2 Mesh Back</div> <div>3 Upholstered</div>	<div>6 Medium Seat</div>	<div>4 4-leg</div>
<div>ULG</div>	<div>2</div>	<div>6</div>	<div>4</div>



ULG264

ULG364

\$806	\$932
\$836	\$992
\$866	\$1,052
\$906	\$1,122
\$946	\$1,192
\$996	\$1,272
\$1,046	\$1,352
\$1,106	\$1,442
\$1,166	\$1,532

Grade 1
Grade 2
Grade 3
Grade 4
Grade 5
Grade 6
Grade 7
Grade 8
Grade 9

33.25 x 21.5 x 24.5	33.25 x 21.5 x 24.5
22 lbs	22 lbs
19	19
17.5	17.5
19	19
18	18
16	16
8.5	8.5
21.5	21.5
1	2
24 x 23 x 35	24 x 23 x 35
32 lbs	32 lbs
FA	FA

Chair (**H x W x D**)
Chair Weight
Seat Width
Seat Height
Seat Depth
Back Width
Back Height
Arm Height
Arm Width
COM Yardage
Shipping Box (**L x W x H**)
Shipping Weight
Shipping Method

All measurements are nominal and shown in inches for base model numbers.

Step 2 — Add option codes after model number ULG264 - __ - __

General


CB Chrome Base **\$119**


ACTIVE/GUEST SEATING

Neutral Posture's active/guest seating are ideal for high traffic areas like waiting rooms, cafes or multi-purpose spaces. Whether you're looking

for traditional guest chairs or seating for your collaborative areas, they provide support, comfort and style sure to bring sophistication to any area.

ACTIVE/GUEST SEATING





DCE211

FEATURES

- Stackable, up to 5 high
- Generous amount of foam in seat & back
- Fully upholstered back
- Self-leveling non-marking glides
- Optional arms
- Optional ganging device

STANDARD FEATURES

- Black Base
- Glides

Step 1 — Model Number

Series Code	Back	Seat	Select an Arm
DCE Dice	2 Back	1 Seat	1 Arms 5 No Arms
DCE	2	1	1




DCE215	DCE211	
\$595	\$635	Grade 1
\$640	\$680	Grade 2
\$685	\$725	Grade 3
\$740	\$780	Grade 4
\$795	\$835	Grade 5
\$860	\$900	Grade 6
\$925	\$965	Grade 7
\$1,000	\$1,040	Grade 8
\$1,075	\$1,115	Grade 9

33 x 19 x 21.5	33 x 23.5 x 21.5	Chair (H x W x D)
19 lbs	20 lbs	Chair Weight
18	18	Seat Width
18.5	18.5	Seat Height
18	18	Seat Depth
19	19	Back Width
15.5	15.5	Back Height
N/A	21	Arm Width
2 yd	2 yd	COM Yardage
24 x 23 x 35	24 x 23 x 35	Shipping Box (L x W x H)
29 lbs	30 lbs	Shipping Weight
FA	FA	Shipping Method


All measurements are nominal and shown in inches for base model numbers.

Step 2 — Add option codes after model number DCE211 - __ - __

General		
C6	Optional Casters <i>Set of 4</i>	\$38
CBL005	Ganging Device <i>2 per set</i>	\$38
CP	Chrome Package <i>Chrome Frame</i>	\$50



FAC160
Molded plastic back



FAC260
Upholstered back

FEATURES

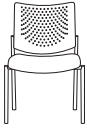

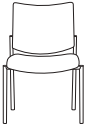
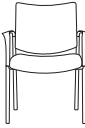

- 9 frame colors available in addition to standard black
- Upholstered or molded plastic back
- Upholstered back stacks 5-high
- Molded plastic back stacks 6-high
- Integrated wall saver leg design
- Optional arms
- Optional ganging device

STANDARD FEATURES

- Black Base
- Glides

Step 1 — Model Number

Series Code	Select a Back	Seat	Select an Arm
<div>FACFacet</div>	<div>1Molded Plastic Back</div> <div>2Upholstered Back</div>	<div>6Medium Seat</div>	<div>0Arms</div> <div>5No Arms</div>
<div>FAC</div>	<div>1</div>	<div>6</div>	<div>0</div>

Molded Plastic Back		Upholstered Back		Nesting
				
FAC165	FAC160	FAC265	FAC260	FAC160-NST
\$498	\$525	\$551	\$579	\$742
\$543	\$570	\$596	\$624	\$772
\$588	\$615	\$641	\$669	\$802
\$643	\$670	\$696	\$724	\$842
\$698	\$725	\$751	\$779	\$882
\$763	\$790	\$816	\$844	\$932
\$828	\$855	\$881	\$909	\$982
\$903	\$930	\$956	\$984	\$1,042
\$978	\$1,005	\$1,031	\$1,059	\$1,102

Grade 1
Grade 2
Grade 3
Grade 4
Grade 5
Grade 6
Grade 7
Grade 8
Grade 9

33 x 22.5 x 23	33 x 24.5 x 23	33 x 22.5 x 23	33 x 24.5 x 23	32.5 x 24 x 23	Chair (H x W x D)
16.5 lbs	18 lbs	18.5 lbs	20 lbs	16.5 lbs	Chair Weight
18.5	18.5	18.5	18.5	17	Seat Width
18.5	18.5	18.5	18.5	17.75	Seat Height
18.5	18.5	18.5	18.5	17	Seat Depth
18.5	18.5	18.5	18.5	18	Back Width
15	15	15	15	13.25	Back Height
N/A	24.5	N/A	24.5	23.5	Arm Width
0.75 yd	0.75 yd	1.25 yd	1.25 yd	0.75 yd	COM Yardage
29 x 27 x 39	29 x 27 x 39	29 x 27 x 39	29 x 27 x 39		Shipping Box (L x W x H)
26.5 lbs	28 lbs	28.5 lbs	30 lbs	26.5 lbs	Shipping Weight
FA	FA	FA	FA	FA	Shipping Method

All measurements are nominal and shown in inches for base model numbers.

Step 2 — Add option codes after model number FAC160 - __ - __

General			Frame Color		
C6	Casters <i>Set of 4</i>	\$38	201T	Cream	\$145
			202T	Designer Beige	\$145
CBL005	Ganging Device <i>2 per set</i>	\$38	203T	Grey	\$145
			200T	Sky White	\$145
NST	Nesting <i>See Pricing Above</i>		301	Champagne	\$169
			302	Platinum	\$169



MRG160
Nesting

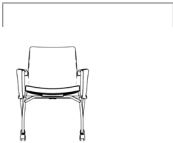
Active/Guest

FEATURES

- Nesting chair with upholstered seat and molded polypropylene back.
- Chair seat flips up to allow nesting.
- Equipped with 4 post legs and casters for carpeted floors.

Step 1 — Model Number

Series Code	Select a Back	Seat	Select an Arm
<div>MRG Merge</div> <div>MRG</div>	<div>1 Molded Plastic Back</div> <div>1</div>	<div>6 Medium Seat</div> <div>6</div>	<div>0 Arms</div> <div>0</div>



MRG160

\$742	Grade 1
\$772	Grade 2
\$802	Grade 3
\$842	Grade 4
\$882	Grade 5
\$932	Grade 6
\$982	Grade 7
\$1,042	Grade 8
\$1,102	Grade 9

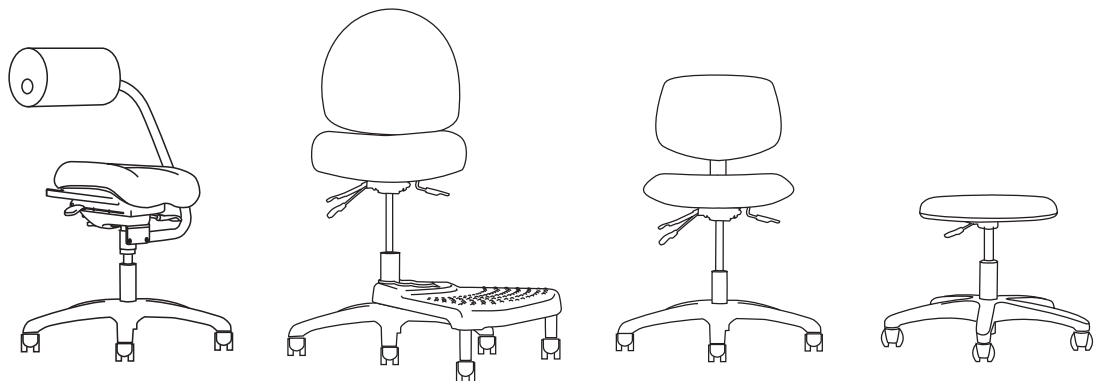
32.5 x 24 x 23	Chair (H x W x D)
16.5 lbs	Chair Weight
17	Seat Width
17.75	Seat Height
17	Seat Depth
18	Back Width
13.25	Back Height
0.75 yd	COM Yardage
26.5 lbs	Shipping Weight
FA	Shipping Method

All measurements are nominal and shown in inches for base model numbers.

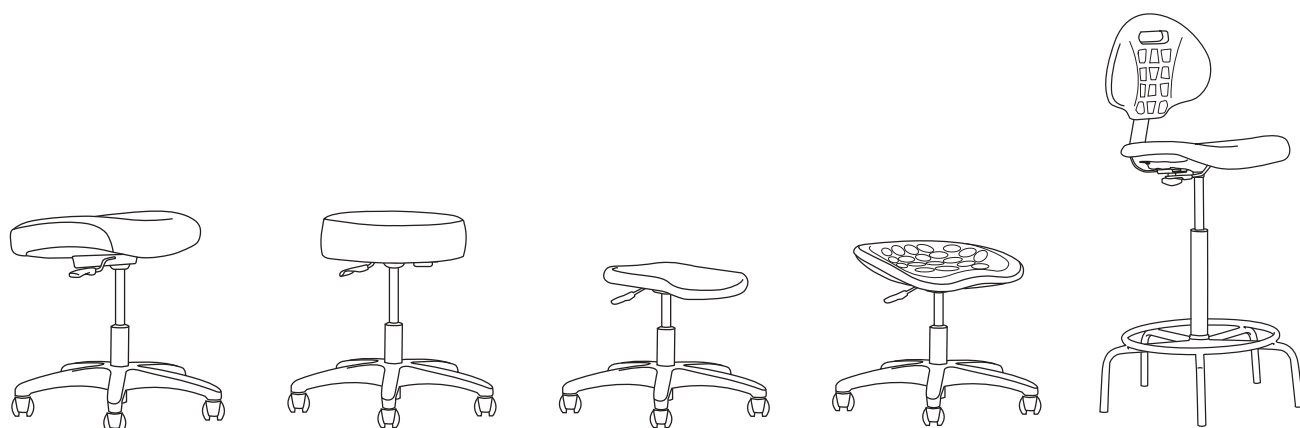
INDUSTRIAL/HEALTHCARE SEATING

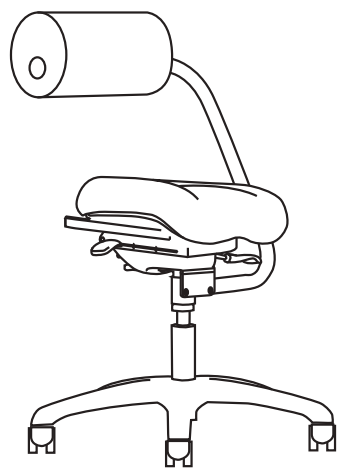
Neutral Posture's industrial seating is designed for mobility and support during the busy workday. The industrial chairs were designed with a different mindset than most chairs because they serve such different and unique purposes. Industrial seating is designed to support some of the hardest workers out there. From the dental assistant on the Geo to the car mechanic on the Stratus Urethane, the Industrial seating plays an imperative role in the backbone of

almost every company. With an indefinite number of customization options in industrial seating, you can build and design the perfect industrial chair that will support you and work just as hard as you do. From the urethane seats that are stain resistant and can be used in the roughest environments to the upholstered Adapta Stool for more long term use, NP's industrial seating has everything you need to be supported and productive in your work.



INDUSTRIAL/HEALTHCARE SEATING





ABC1633

FEATURES

- ESD & Cleanroom options available
- Adjustable seat height, depth, angle & tension
- Adjustable AbRest™ height
- 4-way AbRest™ rotation
- AbRest™ swivel/pivot

STANDARD FEATURES

- Black Arm
- Hard Floor Casters
- 26" Black Base
- 5" Cylinder

Step 1 — Model Number

Series Code		Select a Back		Select a Seat		Arm		Mech	
ABC	AbChair	2	Upholstered AbRest	3	Medium Seat	3	Black Arm	3	Tilt w/Seat Slider
				5	Urethane Seat				
				6	Medium Seat, Moderate Contour				
ABC		2		3		3		3	



ABC2333

ABC2533

ABC2633

\$1,412	\$1,452	\$1,555	Grade 1
\$1,472	\$1,512	\$1,615	Grade 2
\$1,532	\$1,572	\$1,675	Grade 3
\$1,602	\$1,642	\$1,745	Grade 4
\$1,672	\$1,712	\$1,815	Grade 5
\$1,752	\$1,792	\$1,895	Grade 6
\$1,832	\$1,872	\$1,975	Grade 7
\$1,922	\$1,962	\$2,065	Grade 8
\$2,012	\$2,052	\$2,155	Grade 9

37 x 28 x 28	37 x 28 x 28	37 x 28 x 28	Chair (H x W x D)
45 lbs	49 lbs	47 lbs	Chair Weight
22	19	23	Seat Width
21 – 26	20 – 25	22 – 27	Seat Height
17 – 19.75	16 – 18.75	18 – 20.75	Seat Depth
R1° – F16°	R1° – F16°	R1° – F16°	Seat Angle
26	26	26	Base Diameter
2 yd	1 yd	2 yd	COM Yardage
36 x 26 x 19	36 x 26 x 19	36 x 26 x 19	Shipping Box (L x W x H)
55 lbs	59 lbs	57 lbs	Shipping Weight
FA	FA	FA	Shipping Method

All measurements are nominal and shown in inches for base model numbers.
Specs may differ for stools.

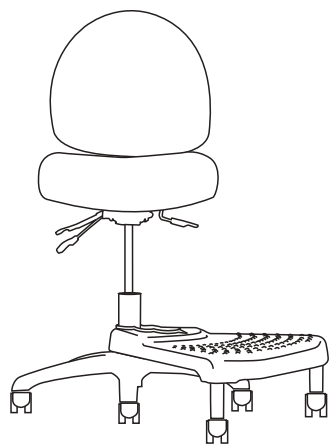
Step 2 — Add option codes after model number ABC2333 - __ - __

General			Bases		
E	ESD*	\$368	B9	28" Chrome	\$203
			B22	22" Black	\$0
Casters/Glides			Cylinders		
C2	Glides	\$30	L3	5" Cylinder	\$0
C3	Occupied Braking	\$234	L14	10" Dual Stage	\$69
C4	Unoccupied Braking	\$75			

Stool Options

Stool Cylinder		
L4	8" Cylinder	\$69
Footrings For Stool Cylinders Only		
R1	18" Black Plastic	\$75
R2	20" Chrome	\$101
NeXtep® For Stool Cylinders Only		
R8	8" w/Casters	\$234
R10	10" w/Casters	\$234
R18	8"/10" w/Casters	\$374
RW8	Wide 8" w/Casters	\$374
RW10	Wide 10" w/Casters	\$374
Also Available w/Glides.		

For additional stool options
see page 112.



ADS5658-R8

FEATURES







- Upholstered seat & back
- Generous foam for optimal comfort
- ESD & Cleanroom options available
- Optional NeXtep® platform with depth adjustments

STANDARD FEATURES

- No Arms
- Hard Floor Casters
- 26" Black Base
- 8" Cylinder

Step 1 — Model Number

Series Code		Back	Select a Seat		Select an Arm		Select a Mech	
ADS	Adapta	5 Mid Back	6	Medium Seat	0	4" Adjustable	\$158	1 Basic
			7	Large Seat	1	4" Adjustable w/Pivot	\$190	8 Standard
					2	Lateral Sliding	\$178	
					3	3" Adjustable	\$94	
					4	Swing	\$374	9 Deluxe-tilt
					5	No Arms	\$0	
					6	C Loop	\$94	
					7	Chrome Loop	\$94	
ADS		5	6		3			8

Basic		Standard		Deluxe-tilt	
					
ADS5651	ADS5751	ADS5658	ADS5758	ADS5659	ADS5759
\$1,061	\$1,126	\$1,087	\$1,152	\$1,113	\$1,178
\$1,121	\$1,186	\$1,147	\$1,212	\$1,173	\$1,238
\$1,181	\$1,246	\$1,207	\$1,272	\$1,233	\$1,298
\$1,251	\$1,316	\$1,277	\$1,342	\$1,303	\$1,368
\$1,321	\$1,386	\$1,347	\$1,412	\$1,373	\$1,438
\$1,401	\$1,466	\$1,427	\$1,492	\$1,453	\$1,518
\$1,481	\$1,546	\$1,507	\$1,572	\$1,533	\$1,598
\$1,571	\$1,636	\$1,597	\$1,662	\$1,623	\$1,688
\$1,661	\$1,726	\$1,687	\$1,752	\$1,713	\$1,778
42 x 26 x 26	42 x 26 x 26	43 x 26 x 26	43 x 26 x 26	43 x 26 x 26	43 x 26 x 26
32 lbs	32 lbs	40.5 lbs	40.5 lbs	40.5 lbs	40.5 lbs
19.5	22	19.5	22	19.5	22
21.5 – 29.5	21.5 – 29.5	22.5 – 30.5	22.5 – 30.5	22.5 – 30.5	22.5 – 30.5
14.5 – 16	14.5 – 16	15 – 17.5	15 – 17.5	15 – 17.5	15 – 17.5
R4°	R4°	R3°	R3°	R4°	R4°
19.5	19.5	19.5	19.5	19.5	19.5
20.5	20.5	21 – 23.5	21 – 23.5	21 – 23.5	21 – 23.5
100°	100°	97° – 105°	97° – 105°	97° – 105°	97° – 105°
2.75	2.75	2.75	2.75	2.75	2.75
26	26	26	26	26	26
2 yd	2 yd	2 yd	2 yd	2 yd	2 yd
36 x 26 x 19	36 x 26 x 19	36 x 26 x 19	36 x 26 x 19	36 x 26 x 19	36 x 26 x 19
42 lbs	42 lbs	50.5 lbs	50.5 lbs	50.5 lbs	50.5 lbs
KD	KD	KD	KD	KD	KD

Grade 1
Grade 2
Grade 3
Grade 4
Grade 5
Grade 6
Grade 7
Grade 8
Grade 9
Chair (H x W x D)
Chair Weight
Seat Width
Seat Height
Seat Depth
Seat Angle
Back Width
Back Height
Back Angle
Lumbar Range
Base Diameter
COM Yardage
Shipping Box (L x W x H)
Shipping Weight
Shipping Method

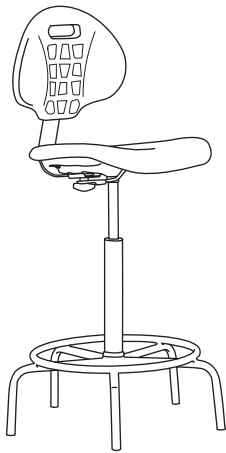
All measurements are nominal and shown in inches for base model numbers.

Step 2 — Add option codes after model number ADS5638 - __ - __

Stool Options

General			Casters/Glides			Bases			Stool Cylinders		
CR	Cleanroom to Class 100	\$152	C2	Glides	\$30	B3	26" Spider Ring w/Glides	\$178	L4	8" Cylinder	\$0
E	ESD*	\$368	C3	Occupied Braking	\$234		<i>Special Shipping Required</i>		L5	10" Cylinder	\$0
F	Fring® Footrest	\$63	C4	Unoccupied Braking	\$75	B6	26" Polished Aluminum	\$178	L7	7" Cylinder	\$0
	<i>Only Available on (B0) Base</i>		C5	Single Wheel Industrial	\$75	B9	28" Chrome	\$203	Footrings For Stool Cylinders Only		
J	Upholstered Arm Pad	\$82		<i>Hard Floor</i>		B12	28" Black	\$139	R1	18" Black Plastic	\$75
	<i>Only Available on (2) Arm</i>					B20	25" Spider Ring w/Glides	\$183	R2	20" Chrome	\$101
							<i>Special Shipping Required</i>		NeXtep® For Stool Cylinders Only		
						Chair Cylinders			R8	8" w/Casters	\$234
						L1	3" Cylinder	\$0	R10	10" w/Casters	\$234
						L3	5" Cylinder	\$0	R18	8"/10" w/Casters	\$374
						L13	7" Dual Stage	\$69	RW8	Wide 8" w/Casters	\$374
						L14	10" Dual Stage	\$69	RW10	Wide 10" w/Casters	\$374
									<i>Also Available w/Glides.</i>		
									For additional stool options see page 112.		

*Contact Customer Service – customerservice@neutralposture.com



NCUGG1-L5-B20

FEATURES

- 3 active adjustments
- Concave, low back
- Contoured, waterfall seat
- Textured urethane seat & back
- Wide variety of stool packages
- Urethane is resilient to harsh environments

STANDARD FEATURES

- No Arms
- Hard Floor Casters
- 26" Black Base
- 5" Cylinder
- Cleanroom to Class 100

Step 1 — Model Number

Series Code	Back	Seat	Mech
NCU Geo	G Geo Urethane Back	G Geo Urethane Seat	1 Basic
NCU	G	G	1



**NCUGG1**

\$465

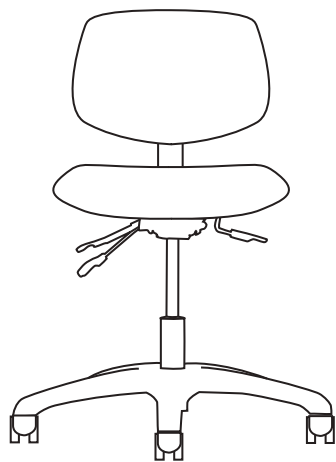
Urethane

38 x 26 x 26	Chair (H x W x D)
22 lbs	Chair Weight
18	Seat Width
15.5 – 20.5	Seat Height
16.5 – 19	Seat Depth
R 9°	Seat Angle
16.25	Back Width
14.5 – 18	Back Height
95° – 100°	Back Angle
N/A	Lumbar Range
26	Base Diameter
30.25 x 26 x 24	Shipping Box (L x W x H)
32 lbs	Shipping Weight
KD	Shipping Method

All measurements are nominal and shown in inches for base model numbers.
Specs may differ for stools.

Step 2 — Add option codes after model number NCUGG1 - __ - __**Stool Options**

General			Bases			Chair Cylinders			Stool Cylinders		
F	Fring® Footrest	\$63	B3	26" Spider Ring w/Glides	\$178	L1	3" Cylinder	\$0	L4	8" Cylinder	\$69
	<i>Only Available on (B0) Base</i>			<i>Special Shipping Required</i>		L3	5" Cylinder	\$0	L5	10" Cylinder	\$69
Casters/Glides			B6	26" Polished Aluminum	\$178	L13	7" Dual Stage	\$69	L7	7" Cylinder	\$69
C2	Glides	\$30	B9	28" Chrome	\$203	L14	10" Dual Stage	\$69	Footrings For Stool Cylinders Only		
C3	Occupied Braking	\$234	B12	28" Black	\$139				R1	18" Black Plastic	\$75
C4	Unoccupied Braking	\$75	B20	25" Spider Ring w/Glides	\$183				R2	20" Chrome	\$101
				<i>Special Shipping Required</i>					NeXtep® For Stool Cylinders Only		
									R8	8" w/Casters	\$234
									R10	10" w/Casters	\$234
									R18	8"/10" w/Casters	\$374
									RW8	Wide 8" w/Casters	\$374
									RW10	Wide 10" w/Casters	\$374
									Also Available w/Glides.		
									For additional stool options see page 112.		



NCU552

FEATURES


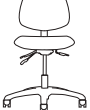
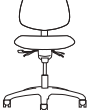
- Passive weight dispersion design
- Urethane is resilient to harsh environments
- Wide variety of stool options

STANDARD FEATURES

- No Arms
- Hard Floor Casters
- 26" Black Base
- 5" Cylinder
- Cleanroom to Class 100

Step 1 — Model Number

Series Code		Back	Seat	Select a Mech	
NCU	Graphite	5 Flat Urethane Back	5 Flat Urethane Seat	1	Basic
				2	Standard
				3	Deluxe-tilt
NCU		5	5	2	

Basic	Standard	Deluxe-tilt
		
NCU551	NCU552	NCU553
\$607	\$687	\$724

Urethane

33.5 x 26 x 26	31.5 x 26 x 26	31.5 x 26 x 26	Chair (H x W x D)
41 lbs	41 lbs	41 lbs	Chair Weight
19	19	19	Seat Width
14.25 – 19.25	14 – 19	14 – 19	Seat Height
17.5 – 20	18	18	Seat Depth
R5°	R5°	F7° – R4°	Seat Angle
17	17	17	Back Width
16.25	14.5 – 18.5	14.5 – 18.5	Back Height
103°	90° – 120°	105° – 136°	Back Angle
16 – 20	16 – 20	16 – 20	Lumbar Range
26	26	26	Base Diameter
28 x 26 x 24	28 x 26 x 24	28 x 26 x 24	Shipping Box (L x W x H)
51 lbs	51 lbs	51 lbs	Shipping Weight
KD	KD	KD	Shipping Method

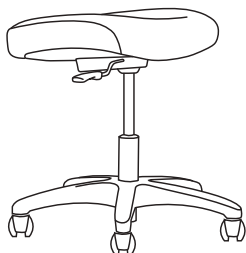
All measurements are nominal and shown in inches for base model numbers.
Specs may differ for stools.

Step 2 — Add option codes after model number NCU552 - __ - __

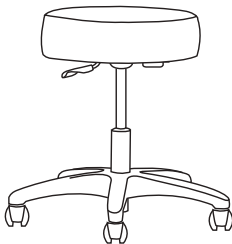
Stool Options

General			Casters/Glides			Bases			Stool Cylinders		
F	Fring® Footrest <i>Only Available on (B0) Base</i>	\$63	C2	Glides	\$30	B3	26" Spider Ring w/Glides <i>Special Shipping Required</i>	\$178	L4	8" Cylinder	\$69
			C3	Occupied Braking	\$234	B6	26" Polished Aluminum	\$178	L5	10" Cylinder	\$69
			C4	Unoccupied Braking	\$75	B9	28" Chrome	\$203	L7	7" Cylinder	\$69
						B12	28" Black	\$139	Footrings For Stool Cylinders Only		
						B20	25" Spider Ring w/Glides <i>Special Shipping Required</i>	\$183	R1	18" Black Plastic	\$75
									R2	20" Chrome	\$101
Arms						Chair Cylinders			NeXtep® For Stool Cylinders Only		
A0	4" Adjustable	\$178				L1	3" Cylinder	\$0	R8	8" w/Casters	\$234
A2	T Arms	\$114				L13	7" Dual Stage	\$69	R10	10" w/Casters	\$234
A3	3" Adjustable	\$114				L14	10" Dual Stage	\$69	R18	8"/10" w/Casters	\$374
A6	4" Adjustable Extended Height	\$240							RW8	Wide 8" w/Casters	\$374
									RW10	Wide 10" w/Casters	\$374
									Also Available w/Glides.		
									For additional stool options see page 112.		

Stratus™ Upholstered



NBF064







NBF074

FEATURES	STANDARD FEATURES
<ul style="list-style-type: none">• ESD & Cleanroom options available• Passive weight dispersion design• Generous foam for optimal comfort	<ul style="list-style-type: none">• Hard Floor Casters• 22" Black Base• 5" Cylinder

Step 1 — Model Number

Series Code	Back	Select a Seat	Select a Mech
<div>NBFStratus Upholstered</div>	<div>0Backless</div>	<div>6Medium Seat</div> <div>7Round Seat</div>	<div>4Basic</div> <div>5Ring</div> <div>6Tilt</div>
NBF	0	6	6

Basic		Ring	Tilt
			
NBF064	NBF074	NBF075	NBF066
\$400	\$336	\$375	\$530
\$430	\$366	\$405	\$560
\$460	\$396	\$435	\$590
\$500	\$436	\$475	\$630
\$540	\$476	\$515	\$670
\$590	\$526	\$565	\$720
\$640	\$576	\$615	\$770
\$700	\$636	\$675	\$830
\$760	\$696	\$735	\$890

Grade 1
Grade 2
Grade 3
Grade 4
Grade 5
Grade 6
Grade 7
Grade 8
Grade 9

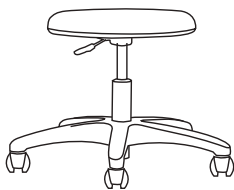
17 x 22 x 22	16 x 22 x 22	16 x 22 x 22	19 x 22 x 22	Chair (H x W x D)
16.5 lbs	14 lbs	14 lbs	23.5 lbs	Chair Weight
19.5	16	16	19.5	Seat Width
14.5 – 19.5	16 – 21	16 – 21	15.75 – 20.75	Seat Height
18.5	16	16	18.5	Seat Depth
F4.4°	N/A	N/A	F4.7° – R21.3°	Seat Angle
22	22	22	22	Base Diameter
1.5 yd	1.5 yd	1.5 yd	1.5 yd	COM Yardage
28 x 26 x 24	25 x 25 x 11	25 x 25 x 11	28 x 26 x 24	Shipping Box (L x W x H)
26.5 lbs	24 lbs	24 lbs	33.5 lbs	Shipping Weight
KD	KD	KD	KD	Shipping Method

All measurements are nominal and shown in inches for base model numbers.
Specs may differ for stools.

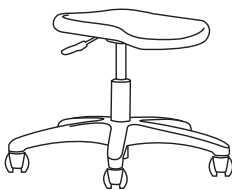
Step 2 — Add option codes after model number NBF066 - __ - __

General			Bases			Connexion® Arm			Stool Options		
CR	Cleanroom to Class 100	\$89	B3	26" Spider Ring w/Glides	\$178	Z1	Connexion Arm	\$444	L4	8" Cylinder	\$69
E	ESD*	\$368		<i>Special Shipping Required</i>			<i>Only Available on (7) Seat</i>		L5	10" Cylinder	\$69
F	Fring® Footrest	\$63	B6	26" Polished Aluminum	\$178	Connexion® Arm Attachments			L7	7" Cylinder	\$69
	<i>Only Available on (B0) Base</i>		B9	28" Chrome	\$203				Footrings For Stool Cylinders Only		
Casters/Glides			B12	28" Black	\$139	A1	Tablet Holder	\$188	R1	18" Black Plastic	\$75
C2	Glides	\$30	B20	25" Spider Ring w/Glides	\$183		<i>Requires (Z1) Connexion Arm</i>		R2	20" Chrome	\$101
C3	Occupied Braking	\$234		<i>Special Shipping Required</i>		NeXtep® For Stool Cylinders Only			R8	8" w/Casters	\$234
C4	Unoccupied Braking	\$75	B22	22" Black	\$0				R10	10" w/Casters	\$234
C5	Single Wheel Industrial	\$75	Chair Cylinders			For additional stool options see page 112.			R18	8"/10" w/Casters	\$374
	<i>Hard Floor</i>		L1	3" Cylinder	\$0				RW8	Wide 8" w/Casters	\$374
			L3	5" Cylinder	\$0				RW10	Wide 10" w/Casters	\$374
			L14	10" Dual Stage	\$69				<i>Also Available w/Glides.</i>		

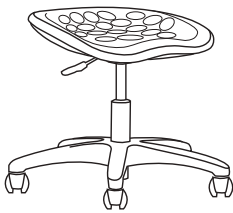
Stratus™ Urethane



NBU044



NBU054









NBU084

FEATURES	STANDARD FEATURES
<ul style="list-style-type: none">• Passive weight dispersion design• Urethane is resilient to harsh environments	<ul style="list-style-type: none">• 5" Cylinder• 22" Black Base• Hard Floor Casters• Cleanroom to Class 100

Step 1 — Model Number

Series Code	Back	Select a Seat	Select a Mech
<div>NBU</div> <div>Stratus Urethane</div>	<div>0</div> <div>Backless</div>	<div>4</div> Round Seat <div>5</div> Flat Seat <div>8</div> Tractor Seat	<div>4</div> Basic <div>5</div> Ring <div>6</div> Tilt
<div>NBU</div>	<div>0</div>	<div>5</div>	<div>6</div>

Basic			Ring	Tilt	
					
NBU044	NBU054	NBU084	NBU045	NBU056	NBU086
\$258	\$413	\$453	\$298	\$543	\$581
13.5 × 22 × 22	14.5 × 22 × 22	13.5 × 22 × 22	13.5 × 22 × 22	15 × 22 × 22	13.25 × 22 × 22
17 lbs	28 lbs	22 lbs	17 lbs	28 lbs	22 lbs
14	19	19	14	19	19
13.5 – 18.5	14.5 – 19.5	13.5 – 18.5	13.5 – 18.5	15 – 20	13.25 – 18.25
14	18	13.5	14	18	13.5
R0°	R7°	R2.5°	R0°	F2° – R14°	F2.5° – R10°
22	22	22	22	22	22
N/A	N/A	N/A	N/A	N/A	N/A
25 × 25 × 11	25 × 25 × 11	25 × 25 × 11	25 × 25 × 11	25 × 25 × 11	25 × 25 × 11
27 lbs	38 lbs	32 lbs	27 lbs	38 lbs	32 lbs
KD	KD	KD	KD	KD	KD

All measurements are nominal and shown in inches for base model numbers.
Specs may differ for stools.

Stratus™ Urethane

Urethane

Chair (H x W x D)
Chair Weight
Seat Width
Seat Height
Seat Depth
Seat Angle
Base Diameter
COM Yardage
Shipping Box (L x W x H)
Shipping Weight
Shipping Method

Step 2 — Add option codes after model number NBU056 - __ - __

Stool Options

General			Casters/Glides			Bases			Stool Cylinders		
F	Fring® Footrest	\$63	C2	Glides	\$30	B3	26" Spider Ring w/Glides	\$178	L4	8" Cylinder	\$69
	Only Available on (B0) Base		C3	Occupied Braking	\$234		Special Shipping Required		L5	10" Cylinder	\$69
			C4	Unoccupied Braking	\$75	B6	26" Polished Aluminum	\$178	L7	7" Cylinder	\$69
			C5	Single Wheel Industrial	\$75	B9	28" Chrome	\$203			
				Hard Floor		B12	28" Black	\$139	Footrings For Stool Cylinders Only		
						B20	25" Spider Ring w/Glides	\$183	R1	18" Black Plastic	\$75
							Special Shipping Required		R2	20" Chrome	\$101
						B22	22" Black	\$0			
						Chair Cylinders			NeXtep® For Stool Cylinders Only		
						L1	3" Cylinder	\$0	R8	8" w/Casters	\$234
						L3	5" Cylinder	\$0	R10	10" w/Casters	\$234
						L14	10" Dual Stage	\$69	R18	8"/10" w/Casters	\$374
							Not Available on (6) Tilt Mech		RW8	Wide 8" w/Casters	\$374
									RW10	Wide 10" w/Casters	\$374
									Also Available w/Glides.		
									For additional stool options see page 112.		

NEXTEP®

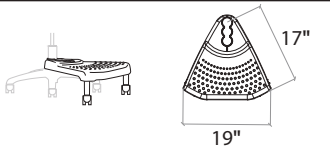
- Adjustable depth (13", 15" & 17") from cylinder
Not available on Wide NeXtep
- Wide platform for comfortable & ergonomic positioning of the feet & leg support
- Strong, stable step for entering & exiting the stool
- Casters lock when weight is applied
- Supports up to 400 lbs

Only available on Neutral Posture stools

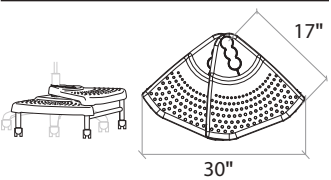
Platform Height	Standar NeXtep				ESD NeXtep	
		w/Glides		w/Locking Casters		w/Locking Casters
8"	R7	\$170	R8	\$234	ER8	\$502
10"	R9	\$170	R10	\$234	ER10	\$502
12"	R11	\$170	R12	\$234	ER12	\$502
8"/10" Combo	R17	\$298	R18	\$374	ER18	\$940
10"/12" Combo	R21	\$298	R22	\$374	ER22	\$940
Wide 8"	RW7	\$298	RW8	\$374		
Wide 10"	RW9	\$298	RW10	\$374		

The NeXtep should only be used on stools that meet the current BIFMA tip test standards.

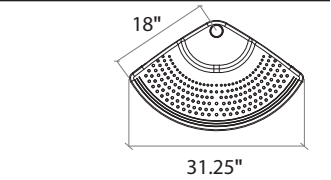
R8



R18



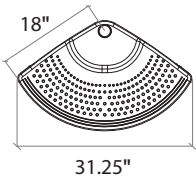

RW10



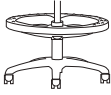
N-POSITION™

- Wide platform for comfortable & ergonomic positioning of the feet & leg support
- Top surface provides extra raised surface area to support legs while sitting
- Supports up to 400 lbs

F8 (8" Platform) \$501
F10 (10" Platform) \$501

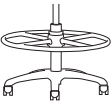


FOOTRINGS



- 18" BLACK PLASTIC**
- Flat textured surface
 - Height adjustable
 - Pressure fit

R1 \$75



- 20" CHROME**
- Height adjustable
 - Twist/spin tightening

R2 \$101



- FRING® W/BASE**
- Aids shorter workers with a slightly higher "floor"
 - Raised massage bumps provide a gentle rub to shoeless feet

FRF \$222

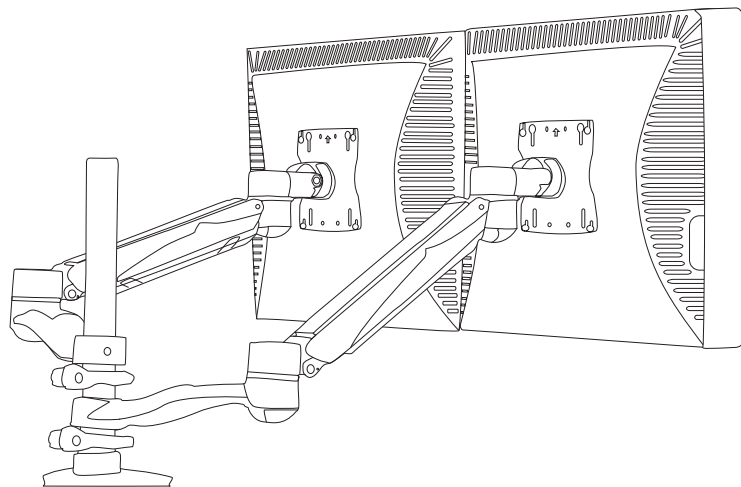
WORKPLACE ACCESSORIES

Neutral Posture is proud to offer the complete package for commercial office furniture. Workplace accessories round out our offering and allow users to truly customize their space to be as comfortable and as ergonomic as possible.

CUSTOMIZE YOUR SPACE WITH:


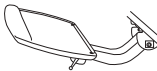


- Keyboard mechanisms
- Keyboard trays
- Monitor arms
- Footrests
- CPU holders
- Forearm supports
- Patented ergonomic products

WORKPLACE ACCESSORIES

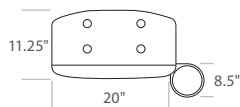


Keyboard Trays & Arms

KEYBOARD ARMS

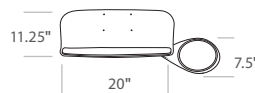
	 Leverless	 Sit/Stand
Code	A	C
Leverless Height	✓	✓
Height	-6" – 2.5"	-6" – 8"
Tilt	-15° – 0°	-15° – 0°
Spring Assist	✓	✓
360° Rear Swivel	✓	✓
Track Length	23"	21"
(OPTIONAL) Short Track	18"	18"
Glide Track	✓	✓
Quick Ship		
List	\$254	\$278

KEYBOARD TRAYS



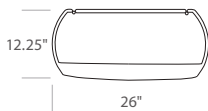
- 11**
- Straights, corners & natural keyboards
 - Anti-skid neoprene pads hold keyboard securely in place

List \$187



- 86 — ELEMENTAL®**
- Straights, corners and natural keyboards
 - Made from 100% recycled aluminum
 - Polished surface

List \$356



- 43 — SOFTOUCH™**
- Straight
 - Urethane over steel plate
 - Includes mouse surface

List \$278

EASY COMBOS

Keyboard Arms

Leverless (A)

Sit/Stand (C)

11

Easy A11 \$441

Easy C11 \$465

43 – SofTouch™

Easy A43 \$532

Easy C43 \$556

86 – elementAI®

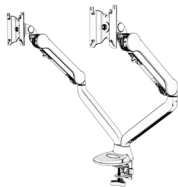
Easy A86 \$610

Easy C86 \$634

Keyboard Trays

General		
5	Short Track – 18" <i>Only Available on (A) or (C) Arm</i>	\$0

Monitor Arms



MONITOR ARMS

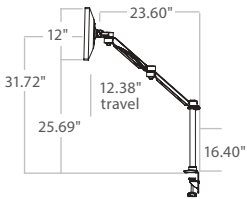
GLOBAL MONITOR ARM

- Full motion: Place your monitor wherever you like with tilt, swivel, and rotate movement.
- Multi-screen setups: Effortless adjustment for different monitor position that meets your need.
- Cable management: Enjoy an organized desktop.
- Premium gas spring: Raise your monitor at an ergonomic height with a high-quality gas lift to save up more valuable space.
- Ergonomic benefits: Boost efficiency at work and reduce the pressure on your neck, back, and eye strain.

SPECIFICATIONS

Material	Aluminum, steel and plastic
Weight Capacity	2~9 kg (4.4~19.8 lbs) / each arm
Lift	Max. 508mm (20"), Min. 225mm (8.86")
Tilt	-35° to +90°
Rotation	±128°
Swivel	360°
Extension	Max. 1163.8mm(45.82")
Mounting Option	Clamp
Fits Desk Thickness	10~ 65mm (0.4"~2.55")
VESA	75/100mm

MODEL #		LIST
MAMS2M2NBLK	Black	\$695
MAMS2M2NSLVR	Silver	\$759



SIT/STAND

- Sturdy aluminum construction with vesa compatibility
- Width & depth adjustable fasteners
- Convenient pull handle

Model #	Description	List
KCG-SSB	Black	\$695
KCG-SSS	Silver	\$695

SIT/STAND

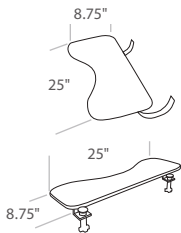


STANDUP®

- Retrofits between most existing keyboard trays & keyboard arms
- Mounts directly to worksurface without keyboard arm
- Additional 2" – 11" of height adjustment
- Infinite range positioning
- \$50 discount when ordered with any Easy Combo

MODEL #	LIST
SUP04	\$508

ACCESSORIES

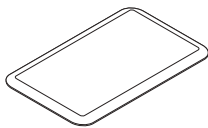


FOREARM SUPPORTS

- Alleviates shoulder, neck & body burden
- Promotes good posture & ergonomic sitting
- Reduces pressure on ulnar nerve
- Reduces upper body fatigue
- Lightweight & portable



Model 1	Model 2	
160241 \$290	160243 \$290	w/Hooks
160242 \$290	160244 \$290	w/Screws

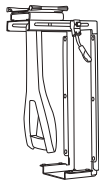


ANTI-FATIGUE FLOOR MATS

- Premium comfort will not bottom out or lose bounce over time
- Commercial-grade heavy-duty polyurethane
- Matte texture provides optimum traction
- Beveled edge reduces tripping potential
- Available in black

H	W	D	MODEL #	LIST
¾"	32"	20"	EAM3220B	\$344
¾"	48"	20"	EAM4820B	\$525
¾"	72"	20"	EAM7220B	\$783
¾"	36"	24"	EAM3624B	\$435
¾"	60"	36"	EAM6036B	\$1,001

CPU HOLDERS



CPU HOLDER

- 360 swivel
- Black powder coat
- Fits CPU's
- 3.75" – 8.25" wide
- 12.25" – 20.5" tall
- 17 ¾" track
- Steel

Model #	List
VCPU	\$235

Tables

General Info

Step 1 – Model

Shape		D	W
TB	Table	R Round S Square RCT Rectangle OT Oval	34 69
TB	RCT	34	69

Step 2 – Surface Finish

Laminate
PW-STK Studio Teak
PW-STK

Step 3 – Edge Finish

Edge Band
EB-STK Studio Teak
EB-STK

Step 4 – Trim Finish

Paints
301 Champagne
301

FEATURES

BASE TYPES

- X Base
- Y Base w/ or w/o adjustable bar support
- Tapered Leg

BASE OPTIONS

- Bar height
- Flip top
- Casters

NOTE: Not all options are available on all bases.

WORKSURFACE TYPES

- Round
- Square
- Rectangular
- Oval

LEVELERS

Adjustable height levelers are included at no additional cost on all models.

Shank Length

X & Y bases — $\frac{3}{8}$ -16 x $\frac{3}{4}$ "
Tapered legs — $\frac{3}{8}$ -16 x 1 $\frac{3}{4}$ "

Leveler extensions can be ordered separately. Please contact Customer Service for information on ordering leveler extensions. Casters can be ordered in place of levelers for an upcharge on most standard height tables.

SAFETY

For safety and stability purposes, the caster and flip top options cannot be added to bar height tables or the following table models: TBR60, TBS48, TBS60, TBOT54120, TBOT60144.

CUSTOM TABLES

Custom size tables and custom height bases are available upon request, pending Engineering approval. Customization charges may apply. Contact Customer Service for additional information and pricing.

CONSTRUCTION

X BASE

X bases are made from cast aluminum with 2 $\frac{1}{4}$ " tubing OD x 13 gauge.

Y BASE

Y base is made from cast aluminum with 2 $\frac{1}{4}$ " steel tube.

X BASE MOUNTING PLATES

X base mounting plates are made of steel 4 gauge x 12" x 12" or 8" x 8".

Y BASE MOUNTING PLATES

Y base mounting plates are made from 0.187" x 6" x 8" fabricated steel.

WORKSURFACES

All worksurfaces are made with a core, high pressure laminate and edge band. All non-woodgrain edge bands are made of ABS material. All woodgrain edge bands are made of PVC material. The overall thickness is 1 $\frac{1}{8}$ ".

WORKSURFACE HEIGHTS

Standard	27 $\frac{3}{4}$ "
Bar Height	40 $\frac{3}{4}$ "

SURFACE MATERIALS

WORKSURFACE

- Laminate
- Edge band

X BASES

Paint

Y BASE

Paint

TAPERED LEGS

Paint

HEIGHT ADJUSTABLE BASE

Black or silver

TABLES



Tables

Occasional – Round



Round — w/X base

DESCRIPTION	H	W	D	MODEL #	LAMINATE			PAINT	
					L1	L2	L3	P2	P3
X base	29"	23 3/4"	23 3/4"	TBR24X	\$1,357	\$1,493	\$1,628	+ \$126	+ \$253
X base	29"	29 3/4"	29 3/4"	TBR30X	\$1,421	\$1,563	\$1,705	+ \$126	+ \$253
X base	29"	35 3/4"	35 3/4"	TBR36X	\$1,453	\$1,598	\$1,744	+ \$126	+ \$253
X base	29"	41 3/4"	41 3/4"	TBR42X	\$1,547	\$1,702	\$1,856	+ \$126	+ \$253
X base	29"	47 3/4"	47 3/4"	TBR48X	\$1,908	\$2,099	\$2,290	+ \$126	+ \$253
X base	29"	53 3/4"	53 3/4"	TBR54X	\$3,096	\$3,406	\$3,715	+ \$126	+ \$253



Round — w/Tapered legs

DESCRIPTION	H	W	D	MODEL #	L1	L2	L3	P2	P3
4 Tapered legs	29"	29 3/4"	29 3/4"	TBR30T	\$2,022	\$2,224	\$2,426	+ \$126	+ \$253
4 Tapered legs	29"	35 3/4"	35 3/4"	TBR36T	\$2,053	\$2,258	\$2,464	+ \$126	+ \$253
4 Tapered legs	29"	41 3/4"	41 3/4"	TBR42T	\$2,085	\$2,294	\$2,502	+ \$126	+ \$253
4 Tapered legs	29"	47 3/4"	47 3/4"	TBR48T	\$2,117	\$2,329	\$2,540	+ \$126	+ \$253



Round — w/Disc base

DESCRIPTION	H	W	D	MODEL #	L1	L2	L3	P2	P3
Disc base	29"	29 3/4"	29 3/4"	TBR30D	\$2,688	\$2,957	\$3,226	+ \$126	+ \$253
Disc base	29"	35 3/4"	35 3/4"	TBR36D	\$2,815	\$3,097	\$3,378	+ \$126	+ \$253

Round — w/TT base

DESCRIPTION	H	W	D	MODEL #	L1	L2	L3	P2	P3
TT base	29"	59 3/4"	59 3/4"	TBR60TT	\$3,222	\$3,544	\$3,866	+ \$126	+ \$253
TT base	29"	65 3/4"	65 3/4"	TBR66TT	\$3,286	\$3,615	\$3,943	+ \$126	+ \$253
TT base	29"	71 3/4"	71 3/4"	TBR72TT	\$3,349	\$3,684	\$4,019	+ \$126	+ \$253

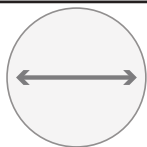
Options for Round Tables

DESCRIPTION	OPTION CODE	X BASE	TAPERED LEGS	DISC BASE	TT BASE	UPCHARGE
Bar height	BH	•		•		+ \$126
Casters (set of 4)	C	•	•		•	+ \$126
Flip top	FT	•		•		+ \$253

Specify

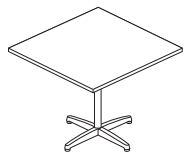
1. Model #
2. Options
3. Laminate
4. Edge band
5. Base paint

Grain Direction



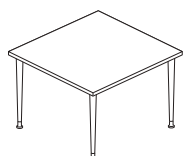
		Shape		D	Base	
TB	Table	R	Round	30	X	X base
		S	Square		T	Tapered legs
		RCT	Rectangle		D	Disc base
		OT	Oval		TT	TT base
TB		R		30	X	

Pricing is for P1 paint base colors. Add the appropriate upcharge if using P2 or P3.



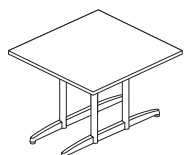
Square — w/X base

DESCRIPTION	H	W	D	MODEL #	LAMINATE			PAINT	
					L1	L2	L3	P2	P3
X base	29"	23 ¾"	23 ¾"	TBS24X	\$1,358	\$1,494	\$1,630	+ \$126	+ \$253
X base	29"	29 ¾"	29 ¾"	TBS30X	\$1,421	\$1,563	\$1,705	+ \$126	+ \$253
X base	29"	35 ¾"	35 ¾"	TBS36X	\$1,517	\$1,669	\$1,820	+ \$126	+ \$253
X base	29"	41 ¾"	41 ¾"	TBS42X	\$1,579	\$1,737	\$1,895	+ \$126	+ \$253
X base	29"	53 ¾"	53 ¾"	TBS54X	\$3,096	\$3,406	\$3,715	+ \$126	+ \$253



Square — w/Tapered legs

DESCRIPTION	H	W	D	MODEL #	L1	L2	L3	P2	P3
4 Tapered Legs	29"	29 ¾"	29 ¾"	TBS30T	\$2,022	\$2,224	\$2,426	+ \$126	+ \$253
4 Tapered Legs	29"	35 ¾"	35 ¾"	TBS36T	\$2,053	\$2,258	\$2,464	+ \$126	+ \$253
4 Tapered Legs	29"	41 ¾"	41 ¾"	TBS42T	\$2,066	\$2,273	\$2,479	+ \$126	+ \$253
4 Tapered Legs	29"	47 ¾"	47 ¾"	TBS48T	\$2,085	\$2,294	\$2,502	+ \$126	+ \$253



Square — w/TT base

DESCRIPTION	H	W	D	MODEL #	L1	L2	L3	P2	P3
TT base	29"	59 ¾"	59 ¾"	TBS60TT	\$3,222	\$3,544	\$3,866	+ \$126	+ \$253
TT base	29"	65 ¾"	65 ¾"	TBS66TT	\$3,286	\$3,615	\$3,943	+ \$126	+ \$253
TT base	29"	71 ¾"	71 ¾"	TBS72TT	\$3,349	\$3,684	\$4,019	+ \$126	+ \$253

Options for Square Tables

DESCRIPTION	OPTION CODE	X BASE	TAPERED LEGS	TT BASE	UPCHARGE
Bar height	BH	•			+ \$126
Casters (set of 4)	C	•	•	•	+ \$126
Flip top	FT	•			+ \$253

Specify

1. Model #
2. Options
3. Laminate
4. Edge band
5. Base paint

Grain Direction



		Shape		D	Base	
TB	Table	R	Round	30	X	X base
		S	Square		T	Tapered legs
		RCT	Rectangle		TT	TT Base
		OT	Oval			
TB		S		30	X	

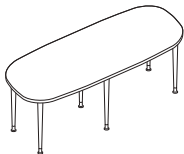
Pricing is for P1 paint base colors. Add the appropriate upcharge if using P2 or P3.

Tables

Conference – Oval



Oval — w/Y base					LAMINATE			PAINT	
DESCRIPTION	H	W	D	MODEL #	L1	L2	L3	P2	P3
w/stretcher	29"	71 ¾"	35 ¾"	TBOT3672Y	\$4,031	\$4,434	\$4,837	+ \$253	+ \$379
w/stretcher	29"	95 ¾"	47"	TBOT4896Y	\$6,603	\$7,263	\$7,924	+ \$253	+ \$379
w/stretcher	29"	119 ¾"	47"	TBOT48120Y	\$8,082	\$8,890	\$9,698	+ \$253	+ \$379



Oval — w/Tapered legs					L1	L2	L3	P2	P3
DESCRIPTION	H	W	D	MODEL #					
6 Tapered legs	29"	71 ¾"	35 ¾"	TBOT3672T	\$4,044	\$4,448	\$4,853	+ \$315	+ \$442
6 Tapered legs	29"	95 ¾"	47"	TBOT4896T	\$4,423	\$4,865	\$5,308	+ \$315	+ \$442
6 Tapered legs*	29"	119 ¾"	47"	TBOT48120T	\$4,865	\$5,352	\$5,838	+ \$315	+ \$442
6 Tapered legs*	29"	119 ¾"	53 ¾"	TBOT54120T	\$8,721	\$9,593	\$10,465	+ \$315	+ \$442
6 Tapered legs*	29"	143 ¾"	59 ¾"	TBOT60144T	\$9,479	\$10,427	\$11,375	+ \$315	+ \$442
* Includes a support rail									

Options for Oval Tables

DESCRIPTION	OPTION CODE	Y BASE	TAPERED LEGS	UPCHARGE
Bar height	BH	•		+ \$379
Casters (set of 4)	C	•	•	+ \$126
Flip top	FT	•		+ \$379

Specify	Grain Direction	Shape		D	W	Base	
1. Model #		TB	Table	R Round	34	69	Y Y base
2. Options				S Square			T Tapered legs
3. Laminate				RCT Rectangle			
4. Edge band			OT	Oval			
5. Base paint		TB	OT		34	69	Y

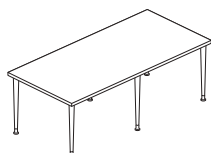
Pricing is for P1 paint base colors. Add the appropriate upcharge if using P2 or P3.



Rectangle — w/Y base

DESCRIPTION	H	W	D	MODEL #	LAMINATE			PAINT	
					L1	L2	L3	P2	P3
w/o stretcher	29"	47 ¾"	29 ¾"	TBRCT3048Y	\$1,788	\$1,967	\$2,146	+ \$253	+ \$379
w/stretcher	29"	53 ¾"	23 ¾"	TBRCT2454Y	\$1,738	\$1,912	\$2,086	+ \$253	+ \$379
w/stretcher	29"	59 ¾"	23 ¾"	TBRCT2460Y	\$2,117	\$2,329	\$2,540	+ \$253	+ \$379
w/stretcher	29"	58 ½"	35 ½"	TBRCT3660Y	\$2,572	\$2,829	\$3,086	+ \$253	+ \$379
w/stretcher	29"	59 ¾"	29 ¾"	TBRCT3060Y	\$2,179	\$2,397	\$2,615	+ \$253	+ \$379
w/stretcher	29"	65 ¾"	23 ¾"	TBRCT2466Y	\$2,401	\$2,641	\$2,881	+ \$253	+ \$379
w/stretcher*	29"	69 ¼"	34"	TBRCT3469Y	\$3,873	\$4,260	\$4,648	+ \$253	+ \$379
w/stretcher*	29"	71 ¾"	23 ¾"	TBRCT2472Y	\$2,464	\$2,710	\$2,957	+ \$253	+ \$379
w/stretcher*	29"	71 ¾"	29 ¾"	TBRCT3072Y	\$2,572	\$2,829	\$3,086	+ \$253	+ \$379
w/stretcher*	29"	71 ¾"	35 ¾"	TBRCT3672Y	\$3,052	\$3,357	\$3,662	+ \$253	+ \$379
w/stretcher*	29"	79 ¼"	34"	TBRCT3479Y	\$3,873	\$4,260	\$4,648	+ \$253	+ \$379
w/stretcher*	29"	83 ¾"	41 ¾"	TBRCT4284Y	\$4,139	\$4,553	\$4,967	+ \$253	+ \$379
w/stretcher*	29"	95 ¾"	47 ¾"	TBRCT4896Y	\$5,263	\$5,789	\$6,316	+ \$253	+ \$379

* Includes a support rail



Rectangle — w/Tapered legs

DESCRIPTION	H	W	D	MODEL #	L1	L2	L3	P2	P3
4 Tapered legs	29"	47 ¾"	29 ¾"	TBRCT3048T	\$2,401	\$2,641	\$2,881	+ \$315	+ \$442
4 Tapered legs	29"	58 ½"	35 ½"	TBRCT3660T	\$2,780	\$3,058	\$3,336	+ \$315	+ \$442
4 Tapered legs	29"	59 ¾"	29 ¾"	TBRCT3060T	\$2,654	\$2,919	\$3,185	+ \$315	+ \$442
6 Tapered legs	29"	69 ¼"	34"	TBRCT3469T	\$2,907	\$3,198	\$3,488	+ \$315	+ \$442
6 Tapered legs	29"	71 ¾"	29 ¾"	TBRCT3072T	\$2,654	\$2,919	\$3,185	+ \$315	+ \$442
6 Tapered legs	29"	71 ¾"	35 ¾"	TBRCT3672T	\$2,907	\$3,198	\$3,488	+ \$315	+ \$442
6 Tapered legs*	29"	79 ¼"	34"	TBRCT3479T	\$3,160	\$3,476	\$3,792	+ \$315	+ \$442
6 Tapered legs*	29"	83 ¾"	41 ¾"	TBRCT4284T	\$3,475	\$3,823	\$4,170	+ \$315	+ \$442
6 Tapered legs*	29"	95 ¾"	47 ¾"	TBRCT4896T	\$3,601	\$3,961	\$4,321	+ \$315	+ \$442

* Includes a support rail

Options for Rectangle Tables

DESCRIPTION	OPTION CODE	Y BASE	TAPERED LEGS	UPCHARGE
Bar height	BH	•		+ \$379
Casters (set of 4)	C	•	•	+ \$126
Flip top	FT	•		+ \$379

Specify

1. Model #
2. Options
3. Laminate
4. Edge band
5. Base paint

Grain Direction

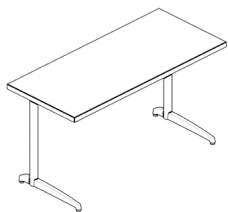


		Shape		D	W	Base	
TB	Table	R	Round	34	69	Y	Y base
		S	Square			T	Tapered legs
		RCT	Rectangle				
		OT	Oval				
TB		RCT		34	69	Y	

Pricing is for P1 paint base colors. Add the appropriate upcharge if using P2 or P3.

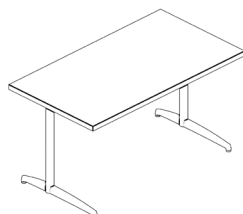
Desks

C-Legs and O-Legs



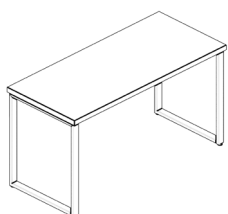
C-Legs – 24" D

					LAMINATE			PAINT	
H	W	D	MODEL #	SUPPORT RAIL	L1	L2	L3	P2	P3
29"	42"	24"	TBRCT2442C		\$1,348	\$1,398	\$1,449	+ \$88	+ \$170
29"	48"	24"	TBRCT2448C		\$1,347	\$1,426	\$1,479	+ \$88	+ \$170
29"	54"	24"	TBRCT2454C	•	\$1,500	\$1,582	\$1,639	+ \$88	+ \$170
29"	60"	24"	TBRCT2460C	•	\$1,569	\$1,658	\$1,722	+ \$88	+ \$170
29"	66"	24"	TBRCT2466C	•	\$1,633	\$1,729	\$1,799	+ \$88	+ \$170
29"	72"	24"	TBRCT2472C	•	\$1,645	\$1,742	\$1,813	+ \$88	+ \$170



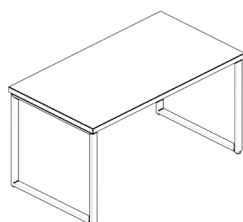
C-Legs – 30" D

					LAMINATE			PAINT	
H	W	D	MODEL #	SUPPORT RAIL	L1	L2	L3	P2	P3
29"	42"	30"	TBRCT3042C		\$1,504	\$1,564	\$1,624	+ \$93	+ \$187
29"	48"	30"	TBRCT3048C		\$1,522	\$1,583	\$1,645	+ \$93	+ \$187
29"	54"	30"	TBRCT3054C	•	\$1,738	\$1,809	\$1,881	+ \$93	+ \$187
29"	60"	30"	TBRCT3060C	•	\$1,795	\$1,872	\$1,950	+ \$93	+ \$187
29"	66"	30"	TBRCT3066C	•	\$1,846	\$1,928	\$2,011	+ \$93	+ \$187
29"	72"	30"	TBRCT3072C	•	\$1,890	\$1,977	\$2,064	+ \$93	+ \$187



O-Legs – 24" D

					LAMINATE			PAINT	
H	W	D	MODEL #	SUPPORT RAIL	L1	L2	L3	P2	P3
29"	42"	24"	TBRCT2442O		\$1,952	\$2,002	\$2,053	+ \$148	+ \$297
29"	48"	24"	TBRCT2448O		\$1,977	\$2,030	\$2,083	+ \$148	+ \$297
29"	54"	24"	TBRCT2454O	•	\$2,130	\$2,186	\$2,243	+ \$148	+ \$297
29"	60"	24"	TBRCT2460O	•	\$2,199	\$2,262	\$2,326	+ \$148	+ \$297
29"	66"	24"	TBRCT2466O	•	\$2,263	\$2,333	\$2,403	+ \$148	+ \$297
29"	72"	24"	TBRCT2472O	•	\$2,275	\$2,346	\$2,417	+ \$148	+ \$297




O-Legs – 30" D

					LAMINATE			PAINT	
H	W	D	MODEL #	SUPPORT RAIL	L1	L2	L3	P2	P3
29"	42"	30"	TBRCT3042O		\$2,071	\$2,131	\$2,191	+ \$154	+ \$302
29"	48"	30"	TBRCT3048O		\$2,063	\$2,150	\$2,212	+ \$154	+ \$302
29"	54"	30"	TBRCT3054O	•	\$2,279	\$2,376	\$2,448	+ \$154	+ \$302
29"	60"	30"	TBRCT3060O	•	\$2,336	\$2,439	\$2,517	+ \$154	+ \$302
29"	66"	30"	TBRCT3066O	•	\$2,387	\$2,495	\$2,578	+ \$154	+ \$302
29"	72"	30"	TBRCT3072O	•	\$2,431	\$2,544	\$2,631	+ \$154	+ \$302

Specify

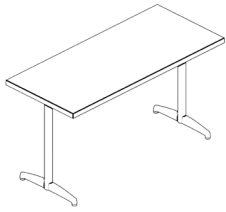
1. Model #
2. Options
3. Laminate
4. Edge band
5. Base paint

Grain Direction



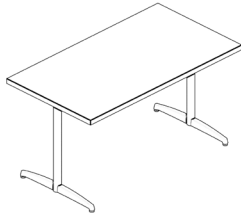
		Shape		D	W	Base	
TB	Table	RCT	Rectangle	24	60	C	C-Leg
						O	O-Leg
TB		RCT		24	60	C	

Pricing is for P1 paint base colors. Add the appropriate upcharge if using P2 or P3.



T-Legs – 24" D

H	W	D	MODEL #	SUPPORT RAIL	LAMINATE			PAINT	
					L1	L2	L3	P2	P3
29"	42"	24"	TBRCT2442TL		\$1,348	\$1,398	\$1,449	+ \$88	+ \$170
29"	48"	24"	TBRCT2448TL		\$1,373	\$1,426	\$1,479	+ \$88	+ \$170
29"	54"	24"	TBRCT2454TL	•	\$1,526	\$1,582	\$1,639	+ \$88	+ \$170
29"	60"	24"	TBRCT2460TL	•	\$1,595	\$1,658	\$1,722	+ \$88	+ \$170
29"	66"	24"	TBRCT2466TL	•	\$1,659	\$1,729	\$1,799	+ \$88	+ \$170
29"	72"	24"	TBRCT2472TL	•	\$1,671	\$1,742	\$1,813	+ \$88	+ \$170



T-Legs – 30" D

H	W	D	MODEL #	SUPPORT RAIL	LAMINATE			PAINT	
					L1	L2	L3	P2	P3
29"	42"	30"	TBRCT3042TL		\$1,491	\$1,551	\$1,611	+ \$93	+ \$181
29"	48"	30"	TBRCT3048TL		\$1,509	\$1,570	\$1,632	+ \$93	+ \$181
29"	54"	30"	TBRCT3054TL	•	\$1,725	\$1,796	\$1,868	+ \$93	+ \$181
29"	60"	30"	TBRCT3060TL	•	\$1,782	\$1,859	\$1,937	+ \$93	+ \$181
29"	66"	30"	TBRCT3066TL	•	\$1,833	\$1,915	\$1,998	+ \$93	+ \$181
29"	72"	30"	TBRCT3072TL	•	\$1,877	\$1,964	\$2,051	+ \$93	+ \$181

Options for Desks

DESCRIPTION	OPTION CODE	C-LEGS	O-LEGS	T-LEGS	UPCHARGE
Bar height	BH	•		•	+ \$379
Casters; Carpet (set of 4)	C0	•		•	+ \$126
Casters; Hardfloor (set of 4)	C1	•		•	+ \$126
Flip top	FT	•		•	+ \$379

Ganging Kit for Desks

DESCRIPTION	OPTION CODE	C-LEGS	O-LEGS	T-LEGS	UPCHARGE
Ganging Kit - connects 2 desks together	DSKGK	•		•	\$70

Specify

1. Model #
2. Options
3. Laminate
4. Edge band
5. Base paint

Grain Direction

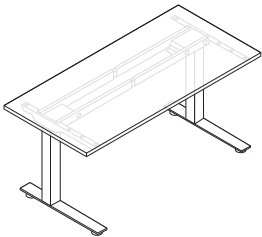


Shape		D	W	Base			
TB	Table	RCT	Rectangle	24	60	TL	T-Leg
TB		RCT		24	60	TL	

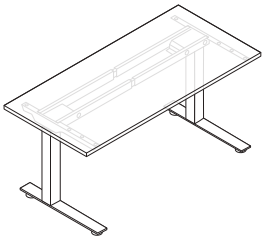
Pricing is for P1 paint base colors. Add the appropriate upcharge if using P2 or P3.

Sit/Stand Desks


Electric Height Adjustable

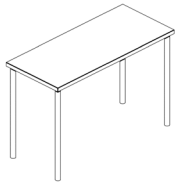


24" D				LAMINATE			WOOD VENEER		
H	W	D	MODEL #	L1	L2	L3	W1	W2	W3
24" – 50"	48"	24"	TBRCT2448H	\$2,751	\$3,026	\$3,301	\$3,283	\$3,611	\$3,939
24" – 50"	54"	24"	TBRCT2454H	\$2,815	\$3,097	\$3,378	\$3,384	\$3,723	\$4,061
24" – 50"	60"	24"	TBRCT2460H	\$2,877	\$3,165	\$3,452	\$3,515	\$3,867	\$4,218
24" – 50"	66"	24"	TBRCT2466H	\$2,941	\$3,235	\$3,529	\$3,643	\$4,007	\$4,371
24" – 50"	72"	24"	TBRCT2472H	\$3,004	\$3,304	\$3,605	\$3,718	\$4,089	\$4,462
24" – 50"	78"	24"	TBRCT2478H	\$3,067	\$3,374	\$3,680	\$3,801	\$4,181	\$4,561
24" – 50"	84"	24"	TBRCT2484H	\$3,130	\$3,443	\$3,756	\$3,876	\$4,264	\$4,651



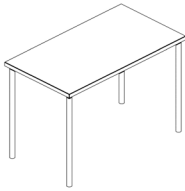
30" D				LAMINATE			WOOD VENEER		
H	W	D	MODEL #	L1	L2	L3	W1	W2	W3
24" – 50"	48"	30"	TBRCT3048H	\$2,815	\$3,097	\$3,378	\$3,435	\$3,779	\$4,122
24" – 50"	54"	30"	TBRCT3054H	\$2,877	\$3,165	\$3,452	\$3,598	\$3,958	\$4,317
24" – 50"	60"	30"	TBRCT3060H	\$2,941	\$3,235	\$3,529	\$3,719	\$4,091	\$4,463
24" – 50"	66"	30"	TBRCT3066H	\$3,004	\$3,304	\$3,605	\$3,833	\$4,216	\$4,600
24" – 50"	72"	30"	TBRCT3072H	\$3,067	\$3,374	\$3,680	\$3,940	\$4,334	\$4,728
24" – 50"	78"	30"	TBRCT3078H	\$3,130	\$3,443	\$3,756	\$4,028	\$4,431	\$4,834
24" – 50"	84"	30"	TBRCT3084H	\$3,194	\$3,513	\$3,833	\$4,143	\$4,557	\$4,972

Specify	Grain Direction	Application Notes		
1. Model # 2. Laminate 3. Edge band 4. Support color <i>Black or Silver</i>		Electric Height Adjustable Base Adjustable height bases can be used with 24" & 30" deep worksurfaces. Worksurfaces must be between 48" – 84" wide.	Adjustable height bases have a capacity of 264 lbs evenly distributed. Comes with four position memory controller.	Anti-collision stops and reverses the travel of the table when the table collides with a fixed object during operation. 3-stage legs offer a large height adjustment range of 24" – 50".



24" D

H	W	D	MODEL #	SUPPORT RAIL	LAMINATE			PAINT	
					L1	L2	L3	P2	P3
37"	42"	24"	TBRCT2428SB		\$1,919	\$1,969	\$2,020	+ \$148	+ \$297
37"	48"	24"	TBRCT2448SB		\$1,944	\$1,997	\$2,050	+ \$148	+ \$297
37"	54"	24"	TBRCT2454SB	•	\$2,097	\$2,153	\$2,210	+ \$148	+ \$297
37"	60"	24"	TBRCT2460SB	•	\$2,166	\$2,229	\$2,293	+ \$148	+ \$297
37"	66"	24"	TBRCT2466SB	•	\$2,230	\$2,300	\$2,370	+ \$148	+ \$297
37"	72"	24"	TBRCT2472BS	•	\$2,242	\$2,313	\$2,384	+ \$148	+ \$297




30" D

H	W	D	MODEL #	SUPPORT RAIL	LAMINATE			PAINT	
					L1	L2	L3	P2	P3
37"	42"	30"	TBRCT3042SB		\$2,014	\$2,074	\$2,134	+ \$148	+ \$297
37"	48"	30"	TBRCT3048SB		\$2,032	\$2,093	\$2,155	+ \$148	+ \$297
37"	54"	30"	TBRCT3054SB	•	\$2,248	\$2,319	\$2,391	+ \$148	+ \$297
37"	60"	30"	TBRCT3060SB	•	\$2,305	\$2,382	\$2,460	+ \$148	+ \$297
37"	66"	30"	TBRCT3066SB	•	\$2,356	\$2,438	\$2,521	+ \$148	+ \$297
37"	72"	30"	TBRCT3072SB	•	\$2,400	\$2,487	\$2,574	+ \$148	+ \$297

Specify

1. Model #
2. Options
3. Laminate
4. Edge band
5. Base paint

Grain Direction

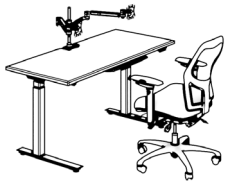


Shape		D	W	Base			
TB	Table	RCT	Rectangle	24	60	SB	Stand-biased
TB		RCT		24	60	SB	

Pricing is for P1 paint base colors. Add the appropriate upcharge if using P2 or P3.

Sit/Stand Packages

1000 Series



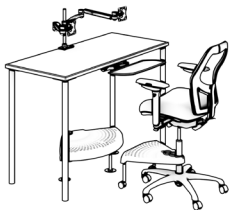
Height Adjustable

MODEL #	FINISHES		LIST
	CHAIR	DESK	
SSWSP1500-MTL-HAT-MPL	Cloud 9 – Metal	Maple w/silver legs	\$5,879
SSWSP1500-INK-HAT-MPL	Cloud 9 – Ink	Maple w/silver legs	\$5,879
SSWSP1500-EBY-HAT-MPL	Cloud 9 – Ebony	Maple w/silver legs	\$5,879
SSWSP1500-MTL-HAT-CHR	Cloud 9 – Metal	Cherry w/black legs	\$6,173
SSWSP1500-INK-HAT-CHR	Cloud 9 – Ink	Cherry w/black legs	\$6,173
SSWSP1500-EBY-HAT-CHR	Cloud 9 – Ebony	Cherry w/black legs	\$6,173



Height Adjustable w/Screens

MODEL #	FINISHES		LIST
	CHAIR	DESK	
SSWSP1500-MTL-HATWS-MPL	Cloud 9 – Metal	Maple w/silver legs	\$7,863
SSWSP1500-INK-HATWS-MPL	Cloud 9 – Ink	Maple w/silver legs	\$7,863
SSWSP1500-EBY-HATWS-MPL	Cloud 9 – Ebony	Maple w/silver legs	\$7,863
SSWSP1500-MTL-HATWS-CHR	Cloud 9 – Metal	Cherry w/black legs	\$8,067
SSWSP1500-INK-HATWS-CHR	Cloud 9 – Ink	Cherry w/black legs	\$8,067
SSWSP1500-EBY-HATWS-CHR	Cloud 9 – Ebony	Cherry w/black legs	\$8,067



Stand-biased

MODEL #	FINISHES		LIST
	CHAIR	DESK	
SSWSP1500-MTL-STB-MPL	Cloud 9 – Metal	Maple w/silver legs	\$6,101
SSWSP1500-INK-STB-MPL	Cloud 9 – Ink	Maple w/silver legs	\$6,101
SSWSP1500-EBY-STB-MPL	Cloud 9 – Ebony	Maple w/silver legs	\$6,101
SSWSP1500-MTL-STB-CHR	Cloud 9 – Metal	Cherry w/black legs	\$6,030
SSWSP1500-INK-STB-CHR	Cloud 9 – Ink	Cherry w/black legs	\$6,030
SSWSP1500-EBY-STB-CHR	Cloud 9 – Ebony	Cherry w/black legs	\$6,030

Freight is not included for sit/stand packages. For sit/stand package discount information contact your Customer Service Representative at customerservice@neutralposture.com or 979.778.0502 ext. 301

Specify	Height Adjustable	Stand-biased	Application Notes	
1. Model #	Included <ul style="list-style-type: none"> • 1000 Series Chair • 60 x 30 Desk • Dual Monitor Arms • Keyboard Arm & Tray 	Included <ul style="list-style-type: none"> • 1000 Series Chair • 60 x 30 Desk • Dual Monitor Arms • Keyboard Arm & Tray • N-Position 	Electric Height Adjustable Base Adjustable height bases have a capacity of 264 lbs evenly distributed. Comes with four position memory controller.	Anti-collision stops and reverses the travel of the table when the table collides with a fixed object during operation. 3-stage legs offer a large height adjustment range of 24" – 50".



Height Adjustable

MODEL #	FINISHES		LIST
	CHAIR	DESK	
SSWSP8500-MTL-HAT-MPL	Cloud 9 – Metal	Maple w/silver legs	\$6,012
SSWSP8500-INK-HAT-MPL	Cloud 9 – Ink	Maple w/silver legs	\$6,012
SSWSP8500-EBY-HAT-MPL	Cloud 9 – Ebony	Maple w/silver legs	\$6,012
SSWSP8500-MTL-HAT-CHR	Cloud 9 – Metal	Cherry w/black legs	\$6,306
SSWSP8500-INK-HAT-CHR	Cloud 9 – Ink	Cherry w/black legs	\$6,306
SSWSP8500-EBY-HAT-CHR	Cloud 9 – Ebony	Cherry w/black legs	\$6,306



Height Adjustable w/Screens

MODEL #	FINISHES		LIST
	CHAIR	DESK	
SSWSP8500-MTL-HATWS-MPL	Cloud 9 – Metal	Maple w/silver legs	\$7,996
SSWSP8500-INK-HATWS-MPL	Cloud 9 – Ink	Maple w/silver legs	\$7,996
SSWSP8500-EBY-HATWS-MPL	Cloud 9 – Ebony	Maple w/silver legs	\$7,996
SSWSP8500-MTL-HATWS-CHR	Cloud 9 – Metal	Cherry w/black legs	\$8,200
SSWSP8500-INK-HATWS-CHR	Cloud 9 – Ink	Cherry w/black legs	\$8,200
SSWSP8500-EBY-HATWS-CHR	Cloud 9 – Ebony	Cherry w/black legs	\$8,200



Stand-biased

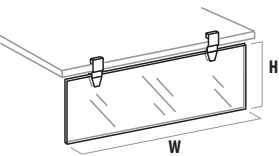
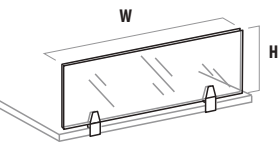
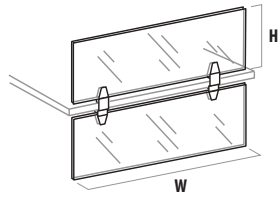
MODEL #	FINISHES		LIST
	CHAIR	DESK	
SSWSP8500-MTL-STB-MPL	Cloud 9 – Metal	Maple w/silver legs	\$6,234
SSWSP8500-INK-STB-MPL	Cloud 9 – Ink	Maple w/silver legs	\$6,234
SSWSP8500-EBY-STB-MPL	Cloud 9 – Ebony	Maple w/silver legs	\$6,234
SSWSP8500-MTL-STB-CHR	Cloud 9 – Metal	Cherry w/black legs	\$6,163
SSWSP8500-INK-STB-CHR	Cloud 9 – Ink	Cherry w/black legs	\$6,163
SSWSP8500-EBY-STB-CHR	Cloud 9 – Ebony	Cherry w/black legs	\$6,163

Freight is not included for sit/stand packages. For sit/stand package discount information contact your Customer Service Representative at customerservice@neutralposture.com or 979.778.0502 ext. 301

Specify	Height Adjustable	Stand-biased	Application Notes	
1. Model #	Included <ul style="list-style-type: none"> 8000 Series Chair 60 x 30 Desk Dual Monitor Arms Keyboard Arm & Tray 	Included <ul style="list-style-type: none"> 8000 Series Chair 60 x 30 Desk Dual Monitor Arms Keyboard Arm & Tray N-Position 	Electric Height Adjustable Base Adjustable height bases have a capacity of 264 lbs evenly distributed. Comes with four position memory controller.	Anti-collision stops and reverses the travel of the table when the table collides with a fixed object during operation. 3-stage legs offer a large height adjustment range of 24" – 50".

Screens

Privacy/Modesty Panels



Privacy & Modesty Panels

W	H	BRACKETS	MODEL #	SCREEN TYPE		
				PG	CR	TC
12"	12"	2	PRVMOD(CR/PG/TC) 12	\$390	\$443	\$947
18"	12"	2	PRVMOD(CR/PG/TC) 18	\$443	\$550	\$1,293
24"	12"	2	PRVMOD(CR/PG/TC) 24	\$522	\$655	\$1,637
30"	12"	2	PRVMOD(CR/PG/TC) 30	\$602	\$762	\$1,984
36"	12"	2	PRVMOD(CR/PG/TC) 36	\$682	\$869	\$2,356
42"	12"	2	PRVMOD(CR/PG/TC) 42	\$762	\$974	\$2,700
48"	12"	2	PRVMOD(CR/PG/TC) 48	\$840	\$1,081	\$3,047
60"	12"	3	PRVMOD(CR/PG/TC) 60	\$999	\$1,346	\$3,763

Privacy Panels

12"	12"	2	PRV(CR/PG/TC) 12	\$194	\$222	\$474
18"	12"	2	PRV(CR/PG/TC) 18	\$222	\$275	\$646
24"	12"	2	PRV(CR/PG/TC) 24	\$260	\$327	\$818
30"	12"	2	PRV(CR/PG/TC) 30	\$301	\$381	\$992
36"	12"	2	PRV(CR/PG/TC) 36	\$341	\$434	\$1,178
42"	12"	2	PRV(CR/PG/TC) 42	\$381	\$487	\$1,349
48"	12"	2	PRV(CR/PG/TC) 48	\$420	\$540	\$1,523
60"	12"	3	PRV(CR/PG/TC) 60	\$500	\$673	\$1,881

Modesty Panels

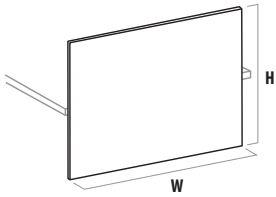
12"	12"	2	MOD(CR/PG/TC) 12	\$194	\$222	\$474
18"	12"	2	MOD(CR/PG/TC) 18	\$222	\$275	\$646
24"	12"	2	MOD(CR/PG/TC) 24	\$260	\$327	\$818
30"	12"	2	MOD(CR/PG/TC) 30	\$301	\$381	\$992
36"	12"	2	MOD(CR/PG/TC) 36	\$341	\$434	\$1,178
42"	12"	2	MOD(CR/PG/TC) 42	\$381	\$487	\$1,349
48"	12"	2	MOD(CR/PG/TC) 48	\$420	\$540	\$1,523
60"	12"	3	MOD(CR/PG/TC) 60	\$500	\$673	\$1,881

Specify	Screen Type	Corian Finishes	Textured Corian Finishes	Plexiglass Finishes
1. Model #	CR . . Corian	Glacier White . . . CR001	Glacier White . . CR001T	IC . . . Ice
2. Insert type	PG . . Plexiglass	Pearl Grey CR002	Pearl Grey CR002T	SM . . Smoked
3. Insert color	TC . . Textured Corian	Corian Clay CR003	Corian Clay . . . CR003T	TR . . Translucent
		Silver Grey CR004	Silver Grey . . . CR004T	LF . . Frost
		Corian Grey CR005	Corian Grey . . . CR005T	

Application Notes

Screens are ¼" thick.

Widths are 1" less than nominal to allow for ½" set-back on each side.



Privacy & Modesty Panels — fabric

				FABRIC							
W	H	BRACKETS	MODEL #	A	B	C	D	E	F	G	H
24"	27"	2	PRVMODFA24	\$474	\$524	\$554	\$574	\$684	\$804	\$914	\$1,014
30"	27"	2	PRVMODFA30	\$500	\$570	\$600	\$620	\$730	\$850	\$950	\$1,060
36"	27"	2	PRVMODFA36	\$526	\$616	\$646	\$666	\$776	\$896	\$996	\$1,106
42"	27"	2	PRVMODFA42	\$553	\$653	\$693	\$713	\$823	\$933	\$1,043	\$1,153
48"	27"	2	PRVMODFA48	\$646	\$766	\$806	\$816	\$936	\$1,056	\$1,146	\$1,266
60"	27"	3	PRVMODFA60	\$818	\$948	\$998	\$1,008	\$1,108	\$1,238	\$1,338	\$1,448

Specify	Screen Type	Corian Finishes	Textured Corian Finishes	Plexiglass Finishes
1. Model #	CR . . Corian	Glacier White . . . CR001	Glacier White . . . CR001T	IC . . . Ice
2. Insert type	PG . . Plexiglass	Pearl Grey CR002	Pearl Grey CR002T	SM . . Smoked
3. Insert color	TC . . Textured Corian	Corian Clay CR003	Corian Clay CR003T	TR . . Translucent
		Silver Grey CR004	Silver Grey CR004T	LF . . Frost
		Corian Grey CR005	Corian Grey CR005T	
Trim - Brushed nickel only				Application Notes
				Screens are ¼" thick.
				Widths are 1" less than nominal to allow for ½" set-back on each side.

FABRICS


Grade 1



Forte
Mayer Fabrics
183,000 double rubs



Renew
Teknit®
250,000 double rubs
Not available on Embrace, Embrace Guest & NV



Reset
Teknit®
250,000 double rubs
Not available on Embrace, Embrace Guest & NV

Grade 2



Rumba
Mayer Fabrics
55,000 double rubs

Grade 3



Ace
C.F. Stinson
1,000,000+ double rubs
Not available on NV (3) back



Cloud 9™
335,000 double rubs
Not available on Embrace, Embrace Guest & NV



Cross Check
Mayer Fabrics
258,000 double rubs



Foundation 10
Mayer Fabrics
1,000,000 double rubs



Jive
Mayer Fabrics
82,000 double rubs



Quattro
Mayer Fabrics
237,000 double rubs

Grade 3



Samba
Mayer Fabrics
85,000 double rubs



Spacer
Mayer Fabrics
1,000,000+ double rubs



Tango
Mayer Fabrics
80,000 double rubs

Grade 4



Fedora
Mayer Fabrics
100,000 double rubs



Moonscape
Mayer Fabrics
378,000 double rubs

ESD

Grade 4




**Cloud 9™ ESD
(Thunder Only)**
Not available on Embrace, Embrace Guest & NV

Grade 5



Anti Static Vinyl
Mayer Fabrics
195,000 double rubs

Grade 6




Nylo-Stat
Mayer Fabrics
150,000 double rubs

LEATHERS/FAUX LEATHERS

Grade 1

 **Dillon**
Culp
Exceeds 200,000 double rubs

 **Ranchero**
Mayer
250,000 double rubs


Grade 2

 **Dolce (Black Only)**
Spradling International
400,000 double rubs


Grade 3

 **Golly**
Culp
Exceeds 195,000 double rubs

Grade 4

 **Nauga Soft**
Mosehart-Schleeter
1,000,000 double rubs

Grade 5

 **Ultraleather™**
Ultrafabrics®
400,000 double rubs

Grade 9

 **Canter EPU**
Momentum Textiles
1,000,000 double rubs

 **Madras**
CTL Leather
335,000 double rubs

QUICK SHIP FABRICS

Grade 1

Ranchero	Black	230609
Renew	Licorice	674-01
Renew	Navy	674-03
Renew	Peppercorn	674-02
Reset	Licorice	673-01
Reset	Navy	673-03
Reset	Peppercorn	673-02

Grade 3

Ace	Toast	200714
Ace	Peony	200710
Ace	Char	200703
Ace	Midnight	200709
Ace	Jet	200707
Spacer	Pewter	200651
Spacer	Ink	200649
Spacer	Black	200648
Spacer	Wine	200650

Graded In Fabrics

GRADED IN AND COM UPHOLSTERY

Neutral Posture's furniture is manufactured to the highest standards. The unique nature of upholstery and the other materials that are used in production means that no two pieces will be exactly alike. Fabrics will upholster differently based on composition and construction. Neutral Posture makes every effort to ensure that each item is produced to our exacting standards, but cannot be held responsible for slight variations in upholstery, color and general appearance.

Our artisans are skilled in creating consistent finishes across all products and materials. However, the individual nature of the materials used in the construction of our furniture means that no two pieces of furniture are exactly alike. Similarly, the images in our publications are as accurate as your monitor is calibrated, but customers are reminded that colors and finishes may vary according to the unique nature of each item of furniture.

Neutral Posture will not be responsible for variances in the sit and performance of a chair due to the fact that certain fabrics such as knits will perform differently than milled fabrics. Generally, knitted fabrics will create a softer sit and milled fabrics will provide a firmer sit.

For specific color matching requirements please contact Customer Service.

The Neutral Posture Upholstery Department is pleased to offer a Graded-in program and also accepts C.O.M. for most products. For certain items or in cases of unusual or difficult fabric patterns additional material may be required. Any unusual or special cutting requirements must be requested in writing and a full-width fabric repeat sent to Customer Service in order for a quotation to be provided. The customer is responsible for shipping C.O.M. to our Upholstery Department.

ARC COM		
Manufacturer	Pattern	Grade
Arc Com	Allegra	5
Arc Com	Alpha	5
Arc Com	Analog	7
Arc Com	Apex	6
Arc Com	Arashi	7
Arc Com	Astral	6
Arc Com	Atomic	7
Arc Com	Aurora	6
Arc Com	Axis	6
Arc Com	Bali	7
Arc Com	Block Party	7
Arc Com	Block Petal	6
Arc Com	Blossom	7
Arc Com	Boardwalk	5
Arc Com	Bounce	7
Arc Com	Brayer Flower	7
Arc Com	Bronco	5
Arc Com	Bubbly	7
Arc Com	Campus Stripe	6
Arc Com	Candy Land	7
Arc Com	Carnival	5
Arc Com	Casablanca	6
Arc Com	Cascade	6
Arc Com	Cassio	5
Arc Com	Cavo	7
Arc Com	Centring Stripe	6
Arc Com	Channel	5
Arc Com	Chit-Chat	5
Arc Com	Chroma	5
Arc Com	Cirque	7
Arc Com	Clarion	6
Arc Com	Coastline	5
Arc Com	Column	5
Arc Com	Compass	7
Arc Com	Constantine	8
Arc Com	Contour	5
Arc Com	Cosmos	5
Arc Com	Crescendo	6
Arc Com	Crossroads	6
Arc Com	Crystal	5
Arc Com	Dakota	5
Arc Com	Dakota 2	5
Arc Com	Daytona	7
Arc Com	Dazzle	8
Arc Com	Delphi	5
Arc Com	Delta	5
Arc Com	Drifter	5
Arc Com	Durango	4
Arc Com	Dynasty	6
Arc Com	Eclipse	6
Arc Com	Elementary	7
Arc Com	Elevado	6
Arc Com	Emerson	5
Arc Com	Empress	5
Arc Com	Encore	5
Arc Com	Etch	5
Arc Com	Facet	7
Arc Com	Fiji	5

Manufacturer	Pattern	Grade
Arc Com	Fiore	7
Arc Com	Fireflies	5
Arc Com	Fragment	7
Arc Com	Francesca Wool	8
Arc Com	Francesca Wool II	8
Arc Com	Frontier	4
Arc Com	Galaxy	6
Arc Com	Gamma	5
Arc Com	Gardenia	5
Arc Com	Gatsby	5
Arc Com	Gem	5
Arc Com	Geostitch	7
Arc Com	Gianni	6
Arc Com	Glam	5
Arc Com	Glo	6
Arc Com	Great Wall	6
Arc Com	Grid	6
Arc Com	Hanji	6
Arc Com	Harlequin	6
Arc Com	Highlands	7
Arc Com	Hush	5
Arc Com	Illusion	4
Arc Com	Illusion 2	4
Arc Com	Intaglio	6
Arc Com	Intaglio 2	6
Arc Com	Intersect	5
Arc Com	Interstate	5
Arc Com	Iona	5
Arc Com	Isabella	5
Arc Com	Itajime	6
Arc Com	Jardin	6
Arc Com	Jing	5
Arc Com	Jive	6
Arc Com	Journey	6
Arc Com	Kaolin	5
Arc Com	Kassena	5
Arc Com	Katano	6
Arc Com	Key	5
Arc Com	Kimono	6
Arc Com	Kinetic	6
Arc Com	Kirgami	6
Arc Com	Kuba	6
Arc Com	Kumo	7
Arc Com	Laurel	6
Arc Com	Legacy	6
Arc Com	Legend	6
Arc Com	Linea	6
Arc Com	Loara	6
Arc Com	Lore	6
Arc Com	Lunette	7
Arc Com	Luxe	6
Arc Com	Lyre	5
Arc Com	Lyric	6
Arc Com	Majorca	7
Arc Com	Marathon	5
Arc Com	Marquee	7
Arc Com	Mason	6
Arc Com	Mason Stripe	6
Arc Com	Meadow	6

Manufacturer	Pattern	Grade	Manufacturer	Pattern	Grade	Manufacturer	Pattern	Grade
Arc Com	Mesa	5	Arc Com	Solitude	6	Carnegie	Break Line	9
Arc Com	Mirror Mirror	6	Arc Com	Sonata Stripe	6	Carnegie	Brick Lane	6
Arc Com	Montage	7	Arc Com	Sonic	6	Carnegie	Brigitte Couture S	7
Arc Com	Moon Beam	6	Arc Com	Spectrum	5	Carnegie	Brimfield	7
Arc Com	Moon Beam 2	6	Arc Com	Speedway	6	Carnegie	Buff	5
Arc Com	Morocco	6	Arc Com	Spin	7	Carnegie	Buzz	7
Arc Com	Mystique	6	Arc Com	Spinnaker	7	Carnegie	Camden	7
Arc Com	Nahouri	6	Arc Com	Spirit	5	Carnegie	Cane Embroider S	Call
Arc Com	Navigator	6	Arc Com	Spot On	6	Carnegie	Carnival	8
Arc Com	Network	8	Arc Com	Spring	6	Carnegie	Cascade Applique S	Call
Arc Com	Niagara	6	Arc Com	Spyro	6	Carnegie	Channel	5
Arc Com	Nova	6	Arc Com	Square One	7	Carnegie	Chelsea	5
Arc Com	Oculus	6	Arc Com	Strata	5	Carnegie	Chroma	9
Arc Com	Odyssey	5	Arc Com	Streamline	5	Carnegie	Circuit S	6
Arc Com	Ombre Petal	6	Arc Com	Sukhala	6	Carnegie	Cirque Couture	Call
Arc Com	Omega	5	Arc Com	Sundial	6	Carnegie	Coco Couture	7
Arc Com	Orion	5	Arc Com	Symphony	6	Carnegie	Collage	7
Arc Com	Pala	7	Arc Com	Sync	5	Carnegie	Cross Stitch	9
Arc Com	Palatine	6	Arc Com	Tally	5	Carnegie	Crossing	6
Arc Com	Palatine 2	6	Arc Com	Tectonic	5	Carnegie	Cycle X	6
Arc Com	Panache	5	Arc Com	The Plaid	8	Carnegie	Dash X	6
Arc Com	Pebble Beach	5	Arc Com	Theory	3	Carnegie	Dawn	5
Arc Com	Perspective	6	Arc Com	Top Notch	Call	Carnegie	Dazzle	8
Arc Com	Plateau	5	Arc Com	Traverse	6	Carnegie	Deco Embroider S	9
Arc Com	Polished	6	Arc Com	Tritik	6	Carnegie	Departure	5
Arc Com	Polo	6	Arc Com	Uptown	8	Carnegie	Edge	6
Arc Com	Posh	7	Arc Com	Urban	6	Carnegie	Elite	3
Arc Com	Primavera	5	Arc Com	Vault	6	Carnegie	Fine Line	7
Arc Com	Prism	4	Arc Com	Velocity	7	Carnegie	Flash Back S	6
Arc Com	Provence	Call	Arc Com	Venture	7	Carnegie	Flex	5
Arc Com	Quest	7	Arc Com	Vineyard	6	Carnegie	Flux X	6
Arc Com	Radius	7	Arc Com	Vivo	6	Carnegie	Four Square	7
Arc Com	Raya	6	Arc Com	Volt	8	Carnegie	Fractal Emboss S	6
Arc Com	Reality Check	5	Arc Com	Wanderer	8	Carnegie	Fragment Emboss S	6
Arc Com	Ringling	6	Arc Com	Windlass	7	Carnegie	Fresco	6
Arc Com	Riviera	7	Arc Com	Yo-Yo	7	Carnegie	Fusion	6
Arc Com	Rbotic	6	Arc Com	Zip Line	6	Carnegie	Gamma S	5
Arc Com	Rodeo	5				Carnegie	Genome Embroider S	9
Arc Com	Rodeo 2	5				Carnegie	Groove	5
Arc Com	Rogue	6				Carnegie	Hashtag	5
Arc Com	Roundabout	5				Carnegie	Havana X	6
Arc Com	Sagrada	7				Carnegie	Haze X	7
Arc Com	Sahara	6				Carnegie	Hepburn	6
Arc Com	Samba	6				Carnegie	Herald	5
Arc Com	Santa Fe	6				Carnegie	Herringbone X	5
Arc Com	Santorini	7				Carnegie	Hide	5
Arc Com	Saxon	6				Carnegie	High Line	7
Arc Com	Sea Willow	6				Carnegie	Hive	7
Arc Com	Sector	6				Carnegie	Hoop Embroider S	8
Arc Com	Sequoia	6				Carnegie	Hue	6
Arc Com	Sherlock	5				Carnegie	Icon	9
Arc Com	Sherlock 2	5				Carnegie	Impress	5
Arc Com	Shibori	6				Carnegie	Index	4
Arc Com	Shift	6				Carnegie	Infinity Plaid	8
Arc Com	Shimmer	5				Carnegie	Infinity Plush	8
Arc Com	Shimmer 2	5				Carnegie	Infinity Stripe	8
Arc Com	Silverado	5				Carnegie	Journey	7
Arc Com	Silverado 2	5				Carnegie	Kaleidoscope S	6
Arc Com	Skye	7				Carnegie	Keystone	5

CARNEGIE		
Manufacturer	Pattern	Grade
Carnegie	360	9
Carnegie	Abacus Embroider S	8
Carnegie	Alex	8
Carnegie	Allure	5
Carnegie	Anchor	7
Carnegie	Antoinette Couture S	7
Carnegie	Aria	Call
Carnegie	Artisan Embroider S	9
Carnegie	Axis Embroider S	8
Carnegie	Bangle	7
Carnegie	Bardot	6
Carnegie	Barre	7
Carnegie	Basket	6
Carnegie	Bauble	8
Carnegie	Bliss	7
Carnegie	Blowing Bubbles	7
Carnegie	Bolt	9

Graded In Fabrics

Manufacturer	Pattern	Grade	Manufacturer	Pattern	Grade	Manufacturer	Pattern	Grade
Carnegie	Kid	5	Carnegie	Twine	6	C.F. Stinson	Casablanca 2.0	6
Carnegie	Kinetic	7	Carnegie	Ultra	6	C.F. Stinson	Cassidy 2.0	4
Carnegie	Koi	7	Carnegie	Veneer Emboss X	6	C.F. Stinson	Catalina	6
Carnegie	Linen X	5	Carnegie	Versailles Emboss X	6	C.F. Stinson	Ceremony	6
Carnegie	Low Line	7	Carnegie	Verse	4	C.F. Stinson	Channel 2.0	5
Carnegie	Maxim	5	Carnegie	Vibe	6	C.F. Stinson	Chaos	8
Carnegie	Maxwell Street	9	Carnegie	Vintage	7	C.F. Stinson	Charlotte	4
Carnegie	Maze	7	Carnegie	Whirlybird	7	C.F. Stinson	Chroma	5
Carnegie	Merge	6	Carnegie	Wish	7	C.F. Stinson	Cinema	7
Carnegie	Merkhet	6				C.F. Stinson	Cirque 2.0	5
Carnegie	Mesh X	6				C.F. Stinson	Citadel 2.0	5
Carnegie	Meteor X	6				C.F. Stinson	Clean Slate 2.0	5
Carnegie	Moire Stripe Couture S	7				C.F. Stinson	Color Block	7
Carnegie	Monode Embroider	9				C.F. Stinson	Colorguard 2.0	4
Carnegie	Monroe	6				C.F. Stinson	Comeback	7
Carnegie	Moto	6				C.F. Stinson	Connect 2.0	5
Carnegie	Ola	Call				C.F. Stinson	Continuum	5
Carnegie	Origin	5				C.F. Stinson	Converge	7
Carnegie	Oxford	5				C.F. Stinson	Core 2.0	4
Carnegie	Pivot	6				C.F. Stinson	Corium	6
Carnegie	Pixie Applique X	Call				C.F. Stinson	Criss Cross 2.0	5
Carnegie	Pony	5				C.F. Stinson	Current	7
Carnegie	Pop Emboss X	6				C.F. Stinson	Cush	5
Carnegie	Prime	5				C.F. Stinson	Cyma	6
Carnegie	Prism X	6				C.F. Stinson	Dakota	5
Carnegie	Quarry X	6				C.F. Stinson	Dart	4
Carnegie	Rattan X	5				C.F. Stinson	Deflection	6
Carnegie	Reef X	5				C.F. Stinson	Detail	5
Carnegie	Relay	9				C.F. Stinson	Deza	7
Carnegie	Reveal	8				C.F. Stinson	Didi	6
Carnegie	Reverie	5				C.F. Stinson	Divvy	8
Carnegie	Revolve	7				C.F. Stinson	Donegal	5
Carnegie	Rise	3				C.F. Stinson	Drift	6
Carnegie	Roxy	5				C.F. Stinson	Drizzle	7
Carnegie	Sequence X	6				C.F. Stinson	Duet	6
Carnegie	Spark	9				C.F. Stinson	Eddy	8
Carnegie	Silhouette Embroider X	8				C.F. Stinson	Effervescence 2.0	6
Carnegie	Siltech Press	7				C.F. Stinson	Elderberry	7
Carnegie	Sleet Embroider X	8				C.F. Stinson	Eli 2.0	6
Carnegie	Slide X	6				C.F. Stinson	English Pub	5
Carnegie	Spice	7				C.F. Stinson	Entrada	5
Carnegie	Spire X	6				C.F. Stinson	Equator	7
Carnegie	Spyro Embroider X	7				C.F. Stinson	Equinox	6
Carnegie	Strata X	5				C.F. Stinson	Essential	3
Carnegie	Stride	Call				C.F. Stinson	Etch	6
Carnegie	Strie X	5				C.F. Stinson	Euclid	4
Carnegie	Sway Embroider S	8				C.F. Stinson	Excursion	2
Carnegie	Switch X	6				C.F. Stinson	Expressions	5
Carnegie	Switch Embroider X	8				C.F. Stinson	Fast Lane	4
Carnegie	Tangle	6				C.F. Stinson	Feature	8
Carnegie	Theory	5				C.F. Stinson	Fenestra Too!	7
Carnegie	Tilt	7				C.F. Stinson	Fiberdrill	6
Carnegie	Topiary Embroider X	9				C.F. Stinson	Fidget	6
Carnegie	Trace X	7				C.F. Stinson	Figment	6
Carnegie	Trestle	7				C.F. Stinson	Finley	5
Carnegie	Triad	7				C.F. Stinson	Fizz 2.0	5
Carnegie	Triad Stripe	7				C.F. Stinson	Flanders	5
Carnegie	Triathlon	7				C.F. Stinson	Fleck	4
Carnegie	Tweed S	6				C.F. Stinson	Flex	4

Manufacturer	Pattern	Grade	Manufacturer	Pattern	Grade	Manufacturer	Pattern	Grade
C.F. Stinson	Flight (color Dragon only)	7	C.F. Stinson	Lorelai - MB	5	C.F. Stinson	Pod	6
C.F. Stinson	Fractal	7	C.F. Stinson	Lucent	8	C.F. Stinson	Polka	4
C.F. Stinson	Frequency 2.0	5	C.F. Stinson	Lunaria	6	C.F. Stinson	Polygon	6
C.F. Stinson	Full Turn	7	C.F. Stinson	Luster	6	C.F. Stinson	Posey	5
C.F. Stinson	Furrows	5	C.F. Stinson	Mandala	6	C.F. Stinson	Posh	5
C.F. Stinson	Fuse 2.0	4	C.F. Stinson	Mantra	7	C.F. Stinson	Power Grid	6
C.F. Stinson	Galileo 2.0	6	C.F. Stinson	Marquetry	6	C.F. Stinson	Prisma	6
C.F. Stinson	GeoMet	5	C.F. Stinson	Martini 2.0	6	C.F. Stinson	Prodigy	8
C.F. Stinson	Gesture	8	C.F. Stinson	Matrix	5	C.F. Stinson	Profile	4
C.F. Stinson	Glisten	9	C.F. Stinson	Maxwell	5	C.F. Stinson	Progression	6
C.F. Stinson	Grand Sierra 2.0	4	C.F. Stinson	Maze	7	C.F. Stinson	Promenade 2.0	5
C.F. Stinson	Graph	5	C.F. Stinson	Median	6	C.F. Stinson	Queue	6
C.F. Stinson	Gravity	5	C.F. Stinson	Menagerie	7	C.F. Stinson	Radiance	8
C.F. Stinson	Grille 2.0	5	C.F. Stinson	Mesa	9	C.F. Stinson	Raffia 2.0	5
C.F. Stinson	Handwork	6	C.F. Stinson	Meteor	6	C.F. Stinson	Rally	4
C.F. Stinson	Happy Tappy	7	C.F. Stinson	Mica 2.0	5	C.F. Stinson	Raquette	6
C.F. Stinson	Harrison - MB	5	C.F. Stinson	Migration	8	C.F. Stinson	Raya	7
C.F. Stinson	Hashtag	6	C.F. Stinson	Moby	4	C.F. Stinson	Realm	5
C.F. Stinson	Haven	6	C.F. Stinson	Moccasin 2.0	4	C.F. Stinson	Retrograde	4
C.F. Stinson	Helix	7	C.F. Stinson	Mod	7	C.F. Stinson	Revolution	6
C.F. Stinson	Hexie	7	C.F. Stinson	Modena 2.0	6	C.F. Stinson	Revolve 2.0	7
C.F. Stinson	Hi-Fi	4	C.F. Stinson	Modernist	8	C.F. Stinson	Rhythm	8
C.F. Stinson	Highlands	5	C.F. Stinson	Monhegan	6	C.F. Stinson	Rialto	5
C.F. Stinson	Highlight	4	C.F. Stinson	Montage	5	C.F. Stinson	Riddle	4
C.F. Stinson	Hive	4	C.F. Stinson	Montana 2.0	4	C.F. Stinson	Ripple 2.0	7
C.F. Stinson	Honeycomb	5	C.F. Stinson	Multiply	8	C.F. Stinson	Ritz	5
C.F. Stinson	Hopsack	5	C.F. Stinson	Myth	7	C.F. Stinson	Rivera	6
C.F. Stinson	Hush	6	C.F. Stinson	Natural World 2.0	6	C.F. Stinson	Roadmap	5
C.F. Stinson	I Spy	6	C.F. Stinson	Nest	6	C.F. Stinson	Rogue II	4
C.F. Stinson	Impress w/Stakleen™	6	C.F. Stinson	Network	6	C.F. Stinson	Round Trip	6
C.F. Stinson	Infinity Plush	7	C.F. Stinson	New Hempstead	4	C.F. Stinson	Route	5
C.F. Stinson	Inked	7	C.F. Stinson	Nimble	6	C.F. Stinson	Rubric	6
C.F. Stinson	Inside Track	5	C.F. Stinson	Nishiki 2.0	5	C.F. Stinson	Salinas	8
C.F. Stinson	Ishi	7	C.F. Stinson	Nova	5	C.F. Stinson	San Simeon	8
C.F. Stinson	Jala	8	C.F. Stinson	Nubbly	6	C.F. Stinson	Sarto	5
C.F. Stinson	Jambi Stripe Too!	6	C.F. Stinson	Obscura	5	C.F. Stinson	Satchel	5
C.F. Stinson	Jillian	4	C.F. Stinson	Odeon	7	C.F. Stinson	Scintillate	7
C.F. Stinson	Juxy 2.0	6	C.F. Stinson	Offset	7	C.F. Stinson	Scoprena	7
C.F. Stinson	Kalahari	6	C.F. Stinson	Olivia	4	C.F. Stinson	Scout 2.0	5
C.F. Stinson	Kennebunk	6	C.F. Stinson	Olympus 2.0	6	C.F. Stinson	Script 2.0	5
C.F. Stinson	Kid	5	C.F. Stinson	Orbit 2.0	5	C.F. Stinson	Season	7
C.F. Stinson	Killenny Tweed 2.0	5	C.F. Stinson	Orvilla	7	C.F. Stinson	Sedona	9
C.F. Stinson	Kinetic	6	C.F. Stinson	Outlander	5	C.F. Stinson	Sensor	7
C.F. Stinson	Kingsman	5	C.F. Stinson	Overlay	5	C.F. Stinson	Sentry - HC 2.0	5
C.F. Stinson	Knot	6	C.F. Stinson	Oxford 2.0	5	C.F. Stinson	Sequence	4
C.F. Stinson	Kusari 2.0	5	C.F. Stinson	Pacifica	7	C.F. Stinson	Serene	8
C.F. Stinson	La Scalina	7	C.F. Stinson	Paloma	5	C.F. Stinson	Shantung 2.0	4
C.F. Stinson	Lara	3	C.F. Stinson	Paradox	6	C.F. Stinson	Shift	4
C.F. Stinson	Laredo	4	C.F. Stinson	Park Avenue	6	C.F. Stinson	Shimmy	5
C.F. Stinson	Lateral	4	C.F. Stinson	Patriot Plus II 2.0	4	C.F. Stinson	Shuffle	8
C.F. Stinson	Latitude	2	C.F. Stinson	Penelope	5	C.F. Stinson	Sideline	5
C.F. Stinson	Lattice	5	C.F. Stinson	Pergola	5	C.F. Stinson	Silicone-Avail	7
C.F. Stinson	Lava 2.0	7	C.F. Stinson	Perimeter	5	C.F. Stinson	Silicone-Downtown	7
C.F. Stinson	Level 2.0	5	C.F. Stinson	Perspective 2.0	6	C.F. Stinson	Silicone-Max ONE	8
C.F. Stinson	Lexie	7	C.F. Stinson	Petal Dots	7	C.F. Stinson	Silicone-Uptown	7
C.F. Stinson	Lifecycle	7	C.F. Stinson	Piccadilly	6	C.F. Stinson	Sirocco	6
C.F. Stinson	Lift	7	C.F. Stinson	Pinball	6	C.F. Stinson	Sleek 2.0	5
C.F. Stinson	Live Wire	6	C.F. Stinson	Ping Pong	6	C.F. Stinson	Sleeping Bear Dunes	6
C.F. Stinson	Loophole	5	C.F. Stinson	Plexus	6	C.F. Stinson	Smoothie 2.0	5

Graded In Fabrics

Manufacturer	Pattern	Grade
C.F. Stinson	Solitaire	3
C.F. Stinson	Spirit Millennium	5
C.F. Stinson	Splice	7
C.F. Stinson	Sprint	3
C.F. Stinson	Square One	5
C.F. Stinson	Squire	6
C.F. Stinson	Staple	3
C.F. Stinson	Stat-Con	6
C.F. Stinson	Stellar	5
C.F. Stinson	Steppe	7
C.F. Stinson	Stitch in Time	3
C.F. Stinson	Storyboard	8
C.F. Stinson	Strand	5
C.F. Stinson	Stratford	9
C.F. Stinson	Stride	5
C.F. Stinson	Stuff	9
C.F. Stinson	Summit	6
C.F. Stinson	Sunburst	7
C.F. Stinson	Sundance w/StaKleen™	5
C.F. Stinson	Supersiliness	7
C.F. Stinson	Swipe	6
C.F. Stinson	Switchboard	5
C.F. Stinson	Swivel	7
C.F. Stinson	Symphony Classic	4
C.F. Stinson	Sync	7
C.F. Stinson	System	5
C.F. Stinson	Tangram	6
C.F. Stinson	Tender	8
C.F. Stinson	Tendril 2.0	4
C.F. Stinson	Tessuto 2.0	5
C.F. Stinson	Threads	7
C.F. Stinson	Thrive	7
C.F. Stinson	Tidbit	6
C.F. Stinson	Torus	6
C.F. Stinson	Touch Base	5
C.F. Stinson	Touchstone	5
C.F. Stinson	Tranquility	6
C.F. Stinson	Transcend	4
C.F. Stinson	Traverse	8
C.F. Stinson	Tribeca	4
C.F. Stinson	Trio	7
C.F. Stinson	Tuft	6
C.F. Stinson	Twiggy	5
C.F. Stinson	Twist	7
C.F. Stinson	Valise	2
C.F. Stinson	Vanish	7
C.F. Stinson	Vapor	7
C.F. Stinson	Vector	5
C.F. Stinson	Verge	7
C.F. Stinson	Voltage	7
C.F. Stinson	Volterra-HC	9
C.F. Stinson	Vortexia 2.0	7
C.F. Stinson	Walk the Line 2.0	6
C.F. Stinson	Waterwand 2.0	7
C.F. Stinson	Weft	5
C.F. Stinson	Whirl	7
C.F. Stinson	Whisper 2.0	4
C.F. Stinson	Wicker 2.0	6
C.F. Stinson	Winnly	5

Manufacturer	Pattern	Grade
C.F. Stinson	Wish	9
C.F. Stinson	Wyatt	5
C.F. Stinson	Ybor	6
C.F. Stinson	Zanzibar	8
C.F. Stinson	Ziggy 2.0	5
C.F. Stinson	Zoom	6

CULP

Manufacturer	Pattern	Grade
Culp	AB	1
Culp	Antic	1
Culp	Aptitude	1
Culp	Archetype	1
Culp	Benday	1
Culp	Book Club	2
Culp	Boothby	1
Culp	Bravo NPL	1
Culp	Brouhaha	1
Culp	Bunnyhop	1
Culp	Castillo	2
Culp	Cantina R/L	2
Culp	City Park	1
Culp	Chronicle	1
Culp	Connelly	1
Culp	Comeback	1
Culp	Critic's Choice	1
Culp	Demure	3
Culp	Dillon	1
Culp	Dorset	1
Culp	Dot Com	2
Culp	Fandango	1
Culp	Fine Tune	1
Culp	First Dibs	2
Culp	Golly	3
Culp	Ground Control	1
Culp	Gunslinger R/L	1
Culp	Halyard	2
Culp	Hathaway	1
Culp	Haute	2
Culp	High Cotton - TFL	1
Culp	Ion	3
Culp	Kedar	1
Culp	Legato	1
Culp	Linette	2
Culp	Lorna	2
Culp	Marchmount	1
Culp	Montgomery	1
Culp	Moretti	1
Culp	Morticia	1
Culp	Palance t/k	1
Culp	Petal Pusher	2
Culp	Plot Line	2
Culp	Punch Card	2
Culp	Purl	2
Culp	Ribby	2
Culp	Ridgecrest	1
Culp	Rushmore	2

Manufacturer	Pattern	Grade
Culp	Short cut	2
Culp	Smith	1
Culp	Stancil	1
Culp	Swanky	1
Culp	Tabby	3
Culp	Tome	1
Culp	Truman	1
Culp	Utmost	1
Culp	Viceroy	1
Culp	Warrington	2
Culp	Weehawken	3
Culp	Winslow	1
Culp	Yosemite	1
Culp	ancarla	3
Culp	Boles	3
Culp	Ellipse	3
Culp	gouache	3
Culp	slope	3
Culp	symmetry	3

DESIGNTEX

Manufacturer	Pattern	Grade
Designtex	Adler	6
Designtex	Airy	7
Designtex	Alcazar	6
Designtex	Alphabet	5
Designtex	Amwell	Call
Designtex	Angle	9
Designtex	Appleseed	7
Designtex	Arne	6
Designtex	Aspect	5
Designtex	Atria	8
Designtex	Barcelona Crypton®	6
Designtex	Bark Cloth	7
Designtex	Basket	8
Designtex	Beguiled By The Wild	7
Designtex	Big Dot	7
Designtex	Big Texture	8
Designtex	Billiard Cloth	6
Designtex	Billiard Panel	6
Designtex	Birdseye	5
Designtex	BitDrift	8
Designtex	Bixby Macro	9
Designtex	Bloomer	9
Designtex	Boucle Houndstooth	7
Designtex	Boucle Melange	9
Designtex	Brushed Flannel	5
Designtex	Building Blocks	7
Designtex	Burrard	Call
Designtex	Chamonix Crypton®	6
Designtex	Check	8
Designtex	Checker	8
Designtex	Chenille Chevron	9
Designtex	Chunky Tweed	8
Designtex	Circle Jacquard	Call
Designtex	Circulate	8
Designtex	Clad CELLANT®	6

Manufacturer	Pattern	Grade	Manufacturer	Pattern	Grade	Manufacturer	Pattern	Grade
Designtex	Clerkenwell	Call	Designtex	Layer	7	Designtex	Rein	5
Designtex	Cloud Velvet	6	Designtex	Leap	6	Designtex	Reppweave	6
Designtex	Convene- launched 4/11/25	9	Designtex	Limn- launched 1/10/25	7	Designtex	Ribbon	9
Designtex	Corded	9	Designtex	Line Up	7	Designtex	Rider	7
Designtex	Cozy Texture	5	Designtex	Line Variations	8	Designtex	Rise	6
Designtex	CrissCross	8	Designtex	Linen Like	7	Designtex	River Lea	8
Designtex	Crossweave	5	Designtex	Linnen	7	Designtex	Road Trip	7
Designtex	Crosswind	6	Designtex	Little Dot	7	Designtex	Rocket	5
Designtex	Cubitt	8	Designtex	London Crypton®	6	Designtex	Rome Crypton®	6
Designtex	Current	6	Designtex	Loop to Loop	9	Designtex	Rotary	9
Designtex	Curve	7	Designtex	Lounge	5	Designtex	Roundel	Call
Designtex	Dapple	9	Designtex	Lumi	9	Designtex	Sail	9
Designtex	Distressed Texture	8	Designtex	Luster	7	Designtex	Salsa	7
Designtex	Double Weave	9	Designtex	Mackintosh	6	Designtex	Salt Lake Crypton®	6
Designtex	Dovetail	5	Designtex	Mateo	7	Designtex	Sapporo Crypton®	6
Designtex	Ease- launched 1/10/25	7	Designtex	Measure	6	Designtex	Sidetrack	6
Designtex	Emblem- launched 4/11/25	8	Designtex	Melange	6	Designtex	Silicone Cheer	Call
Designtex	Everywhere Texture	7	Designtex	Metallo	7	Designtex	Silicone Element	8
Designtex	Facet	9	Designtex	Metta	6	Designtex	Silicone Element CELLIANT®	Call
Designtex	Felt 2mm	Call	Designtex	Mexico City Crypton®	6	Designtex	Silicone Glee	Call
Designtex	Five Cities	8	Designtex	Micro Tweed	7	Designtex	Silicone Lane	Call
Designtex	Flow	Call	Designtex	Mirth	9	Designtex	Silicone Level	9
Designtex	FOMO	7	Designtex	Mohair Plus	Call	Designtex	Silicone Nappa	9
Designtex	Forestbound	7	Designtex	Montreal Crypton®	6	Designtex	Silicone Range	8
Designtex	Fresco- launched 1/10/25	7	Designtex	Moquette	Call	Designtex	Silicone Reveal	8
Designtex	Gale	6	Designtex	Mosaic- launching 5/9/25	9	Designtex	Silicone Roundabout	Call
Designtex	Gamut	5	Designtex	Motley	7	Designtex	Silicone Skyline	Call
Designtex	Gather	6	Designtex	Myddleton	Call	Designtex	Sketch	8
Designtex	Geometric II	Call	Designtex	Nagano Crypton®	6	Designtex	Social Dance	8
Designtex	Glamp	Call	Designtex	Nest	8	Designtex	Sorano	5
Designtex	Glimmer	7	Designtex	Net	9	Designtex	Speckle Boucle	8
Designtex	Grenoble Crypton®	6	Designtex	Nook	6	Designtex	Spin	7
Designtex	Habitat	9	Designtex	Oslo Crypton®	6	Designtex	Spree	8
Designtex	Handsoma Plaid	Call	Designtex	Overtone	5	Designtex	Stamp	8
Designtex	Hashtag	6	Designtex	Partide	9	Designtex	Standard	9
Designtex	Hatchmark	Call	Designtex	Pause	6	Designtex	Starburst	9
Designtex	Heather	8	Designtex	Pave	7	Designtex	Stitch	7
Designtex	Helsinki Crypton®	6	Designtex	Pennant	Call	Designtex	Stockholm Crypton®	6
Designtex	Hem Stitch	7	Designtex	Pennant CELLIANT®	Call	Designtex	Stratum	9
Designtex	Hillside	8	Designtex	Pentimento	9	Designtex	Sunburst	9
Designtex	Hint	7	Designtex	Pepper	5	Designtex	Swift	7
Designtex	Holmes	Call	Designtex	Phenomena	8	Designtex	Tack Cloth	9
Designtex	Hyde	5	Designtex	Picnic	Call	Designtex	Tangram	7
Designtex	Idle	6	Designtex	Piezo	Call	Designtex	The Thames	8
Designtex	Imprint	8	Designtex	Pika	6	Designtex	Tilt	9
Designtex	In The Cloud- launched 4/11/25	6	Designtex	Pivot	7	Designtex	Tiny Boucle	7
Designtex	Ink	9	Designtex	Pixel	9	Designtex	Tiny Herringbone	8
Designtex	Interlude	8	Designtex	Pixel Cloud	9	Designtex	Tour	5
Designtex	Interplay	9	Designtex	Plaid	9	Designtex	Traveler	7
Designtex	Iota	5	Designtex	Plexus	Call	Designtex	Treeline	8
Designtex	Jumper	9	Designtex	Plus	Call	Designtex	Trouvaille	9
Designtex	Keen	6	Designtex	Plush Grid	7	Designtex	Trove	6
Designtex	Kin	6	Designtex	Polychrome- launched 4/11/25	7	Designtex	Tweed Multi	6
Designtex	Kindred	7	Designtex	Prime	5	Designtex	Tweedy Twill	5
Designtex	Kith	6	Designtex	Queue	8	Designtex	Ulster	5
Designtex	Lake Placid Crypton®	5	Designtex	Racetrack- launched 4/11/25	Call	Designtex	Ulster Upholstery	6
Designtex	Lambert	Call	Designtex	Raia	8	Designtex	Velvet Corduroy	Call
Designtex	Large Scale Geometric	Call	Designtex	Rainwater	8	Designtex	Vero	7
						Designtex	Vertex	9

Graded In Fabrics

Manufacturer	Pattern	Grade
Designtex	Vine	8
Designtex	W	7
Designtex	Wanderer	6
Designtex	Wayside	9
Designtex	Wend	6
Designtex	Wildflower	Call
Designtex	Wonder	9
Designtex	Woolish	5
Designtex	Woven Texture	Call
Designtex	Wrap	8

GUILFORD OF MAINE

Manufacturer	Pattern	Grade
Guilford of Maine	Anchorage	3
Guilford of Maine	BeeHave	3
Guilford of Maine	Cadence	3
Guilford of Maine	Couture	3
Guilford of Maine	Emerge	2
Guilford of Maine	Excerpt	3
Guilford of Maine	Excerpt	3
Guilford of Maine	Frolic	2
Guilford of Maine	Input	2
Guilford of Maine	Intuition	3
Guilford of Maine	Jane	3
Guilford of Maine	Moguls	3
Guilford of Maine	Open House	3
Guilford of Maine	Palette	3
Guilford of Maine	Palette with Crypton	4
Guilford of Maine	Pebble	3
Guilford of Maine	Phrase	3
Guilford of Maine	Punch Card	3
Guilford of Maine	Quadrille	3
Guilford of Maine	Reason	3
Guilford of Maine	Reframe	3
Guilford of Maine	Reframe	3
Guilford of Maine	Revival	5
Guilford of Maine	Rise	3
Guilford of Maine	Rise	3
Guilford of Maine	Shift	3
Guilford of Maine	Staccato	4
Guilford of Maine	Stitch	2
Guilford of Maine	Synopsis	2
Guilford of Maine	To the Point	3

LUNA

Manufacturer	Pattern	Grade
Luna	Acolyte	8
Luna	Affinity	7
Luna	Allure	9
Luna	Aperto	6
Luna	Aspect	7
Luna	Beam	8
Luna	Bedrock	5
Luna	Blueprint	6

Manufacturer	Pattern	Grade
Luna	Boink	7
Luna	Boomerang	8
Luna	Boucle Stripe	7
Luna	Boutique	7
Luna	Broome	8
Luna	Bungalow	7
Luna	Candela	4
Luna	Cloud	7
Luna	Coco	Call
Luna	Copa	6
Luna	Cozy	Call
Luna	Dapple	7
Luna	Dimension Mohair	Call
Luna	Dish	5
Luna	Dots Damask	7
Luna	Downtown Two	6
Luna	Ellwood	6
Luna	Enchant	9
Luna	Endless	8
Luna	Entenza	6
Luna	Facet	7
Luna	Filament	8
Luna	Flash	8
Luna	Framework	5
Luna	Hardcopy	6
Luna	Hatch	8
Luna	Hatch Too	6
Luna	Hush	6
Luna	Idyll	5
Luna	Incandescent	5
Luna	Intersect	5
Luna	Jaunty	6
Luna	Linen	8
Luna	Loggia	6
Luna	Loop	8
Luna	Lumina	4
Luna	Luminescent	5
Luna	Mason	7
Luna	Matchsticks	6
Luna	Metro	4
Luna	Mezzanine	6
Luna	Micro Bubbly	9
Luna	Mobile	7
Luna	Motif.	7
Luna	Nifty	4
Luna	Notion	5
Luna	Optik	6
Luna	Peek	8
Luna	Propeller	9
Luna	Radar	5
Luna	Redfern	9
Luna	Signal	5
Luna	Sketch Stripe	9
Luna	Snug	Call
Luna	Sparkle	6
Luna	Spellbound	9
Luna	Splice	5
Luna	Stacking Chairs	8
Luna	Stitch	5

Manufacturer	Pattern	Grade
Luna	Switchback	6
Luna	Tech Stripe	8
Luna	Tech Twist	6
Luna	Telepathy	7
Luna	Three-D	7
Luna	Token	6
Luna	Transmission	5
Luna	Trapeze	4
Luna	Triad	5
Luna	Twiggy	8
Luna	Twight 2.0	5
Luna	Twist	5
Luna	Urban Grid	8
Luna	Wallflower	5
Luna	Winsome	Call
Luna	Wish	7
Luna	Woohl	5

LUUM

Manufacturer	Pattern	Grade
Luum	Actuate	5
Luum	Adage	6
Luum	Amalgam	7
Luum	Ample	5
Luum	Angulo	8
Luum	Arc Angle	Call
Luum	Beaded Stripe	5
Luum	Complement	5
Luum	Cross Dye	5
Luum	Disrupt	7
Luum	Filar	5
Luum	Flexagon	6
Luum	Full Wool	9
Luum	Fundamentals	5
Luum	Ghat	7
Luum	Heather Felt	9
Luum	Heather Tech	4
Luum	Homage	7
Luum	Implex	5
Luum	Interstice	6
Luum	Intone	5
Luum	Iterate	8
Luum	Knurl	7
Luum	Line Language	7
Luum	Magnify	5
Luum	Marl Cloth	5
Luum	Miami	6
Luum	Modulud	6
Luum	Navigate	Call
Luum	Outpress	7
Luum	Percept	5
Luum	Point Set	7
Luum	Point to Point	7
Luum	Refraction	6
Luum	Situ	5
Luum	Stimuli	5
Luum	Subdivide	6

Manufacturer	Pattern	Grade	Manufacturer	Pattern	Grade	Manufacturer	Pattern	Grade
Luum	Substance	6	Maharam	Decode	6	Maharam	Orbit	5
Luum	Superspun	5	Maharam	Disc	5	Maharam	Parquet	7
Luum	Thangka	8	Maharam	Disc Crypton	6	Maharam	Pennant	7
Luum	Two Tone	7	Maharam	Disperse	6	Maharam	Pepper	6
Luum	Vector	6	Maharam	Ditto	7	Maharam	Pick	5
Luum	Velvet Underground	6	Maharam	Divide	5	Maharam	Pick Crypton	6
Luum	Vital	7	Maharam	Divide Crypton	6	Maharam	Pinnacle	6
			Maharam	Dwell	5	Maharam	Plait	6
			Maharam	Emit	5	Maharam	Pocket	7
			Maharam	Enmesh	6	Maharam	Prime	7
			Maharam	Exchange	6	Maharam	Quay	6
			Maharam	Fasten	7	Maharam	Quick	5
			Maharam	Fathom	5	Maharam	Radiant	8
			Maharam	Feature	6	Maharam	Reel	7
			Maharam	Flaret	6	Maharam	Ring	6
			Maharam	Fluent Cryton	6	Maharam	Rule	7
			Maharam	Focus	5	Maharam	Runner	7
			Maharam	Fraction	7	Maharam	Scape	7
			Maharam	Furrow	6	Maharam	Schema	6
			Maharam	Gild	6	Maharam	Scuba	6
			Maharam	Grade	7	Maharam	Scute	6
			Maharam	Grove	6	Maharam	Scuttle	6
			Maharam	Hedge	6	Maharam	Seam	5
			Maharam	Helix	7	Maharam	Serif	8
			Maharam	Insignia	7	Maharam	Serried	7
			Maharam	Instill	6	Maharam	Shadow	6
			Maharam	Joist	8	Maharam	Sheen	6
			Maharam	Keen	5	Maharam	Signal	6
			Maharam	Kindred	6	Maharam	Slant	6
			Maharam	Knot	9	Maharam	Sort	5
			Maharam	Lariat	5	Maharam	Span	6
			Maharam	Latch	7	Maharam	Stature	6
			Maharam	Lean	6	Maharam	Steady	6
			Maharam	Ledger	6	Maharam	Steady Crypton	6
			Maharam	Lens	5	Maharam	Stride	6
			Maharam	Limn	8	Maharam	Strum	6
			Maharam	Lineage	5	Maharam	Sudden	7
			Maharam	Loop	6	Maharam	Surge	6
			Maharam	Lunar	5	Maharam	Tailor	5
			Maharam	Manner	5	Maharam	Tally	7
			Maharam	Marquee	5	Maharam	Tempera	7
			Maharam	Medium	5	Maharam	Tend	6
			Maharam	Medley	5	Maharam	Ticker	6
			Maharam	Meld	5	Maharam	Tilt	7
			Maharam	Meridian	6	Maharam	Trait	6
			Maharam	Merit	5	Maharam	Treat	7
			Maharam	Messenger	5	Maharam	Trellis	7
			Maharam	Metric	5	Maharam	Trio	8
			Maharam	Micro	5	Maharam	Trundle	5
			Maharam	Milestone	5	Maharam	Urban	7
			Maharam	Mineral	6	Maharam	Venn	6
			Maharam	Mister	7	Maharam	Vestige	7
			Maharam	Mode	5	Maharam	Waver	6
			Maharam	Multiply	5	Maharam	Wedge	7
			Maharam	Murmur	5	Maharam	Wend	6
			Maharam	Muse	4	Maharam	Whirl	5
			Maharam	Oblique	5	Maharam	Wrap	6
			Maharam	Offset	8			
			Maharam	Omen	6			

Graded In Fabrics

MAYER

Manufacturer	Pattern	Grade
Mayer	Abbey	5
Mayer	Acuco	7
Mayer	Adler	4
Mayer	All Seasons	4
Mayer	Amalfi	6
Mayer	Ankara	6
Mayer	Anti Static Vinyl	5
Mayer	Antique	5
Mayer	Apollo Silicone	7
Mayer	Arc	5
Mayer	Arcade	6
Mayer	Balance	5
Mayer	Bali	4
Mayer	Beaux	5
Mayer	Belize	6
Mayer	Belmont	6
Mayer	Bloom	8
Mayer	Botany	6
Mayer	Boteh	8
Mayer	Caressa	5
Mayer	Carousel	7
Mayer	Caspian	5
Mayer	Catwalk	5
Mayer	Centric	6
Mayer	Channel	5
Mayer	Chaps	5
Mayer	Chequers	6
Mayer	Chev	5
Mayer	Cirque	5
Mayer	Collage	7
Mayer	Comalapa	7
Mayer	Connect	6
Mayer	Continuum 10	4
Mayer	Cosmopolitan	5
Mayer	Cosmos	5
Mayer	Cross Check	3
Mayer	Curator	5
Mayer	Delano	4
Mayer	Delmar	5
Mayer	Denali	6
Mayer	Discovery	6
Mayer	Durango	4
Mayer	Duraweave 10	2
Mayer	Echo	5
Mayer	Editor	5
Mayer	Elevation	5
Mayer	Empire Silicone	7
Mayer	Ephesus	6
Mayer	Essence	5
Mayer	Etch	5
Mayer	Explorer	3
Mayer	Fanfare	7
Mayer	Fedora	4
Mayer	Fitz	6
Mayer	Fleck	5
Mayer	Flora	6
Mayer	Florentino	4
Mayer	Focus	6

Manufacturer Pattern Grade

Mayer	Form	5
Mayer	Forte	3
Mayer	Foundation 10	3
Mayer	Fractal	6
Mayer	Function	5
Mayer	Gadget	7
Mayer	Gaia	5
Mayer	Galveston	5
Mayer	Gatsby	5
Mayer	Gem	5
Mayer	Gravity	6
Mayer	Haarlem	7
Mayer	Harper	6
Mayer	Havana	3
Mayer	Haven	5
Mayer	Hexagon	5
Mayer	Huipil	6
Mayer	Icon	5
Mayer	Imprint	5
Mayer	Infinity	6
Mayer	Interlace	5
Mayer	Jekyll & Hyde	5
Mayer	Jive	4
Mayer	Kantha	6
Mayer	Kensington	5
Mayer	Key Largo	4
Mayer	Kinsey	4
Mayer	Labyrinth	7
Mayer	Lachlan	6
Mayer	Lancaster	3
Mayer	Landscape	6
Mayer	Laramie	1
Mayer	Lavish	5
Mayer	Legacy	5
Mayer	Leoni	6
Mayer	Links	5
Mayer	Longhorn	6
Mayer	Loop	5
Mayer	Ludlow	3
Mayer	Lyric	4
Mayer	Malibu	5
Mayer	Mandala	8
Mayer	Marathon	1
Mayer	Marmara	6
Mayer	Matka	5
Mayer	Matter	5
Mayer	Maverick	4
Mayer	Metal Strips	6
Mayer	Midway	4
Mayer	Milagro	7
Mayer	Milano	5
Mayer	Mingle	5
Mayer	Mira	4
Mayer	Mode	5
Mayer	Molecule	7
Mayer	Moonscape	3
Mayer	Neo	5
Mayer	Niche	5
Mayer	Nimble	5

Manufacturer Pattern Grade

Mayer	Nirvana	6
Mayer	Noble	5
Mayer	Nomad	6
Mayer	Nylo-Stat	6
Mayer	Odessa	6
Mayer	Omega	5
Mayer	Optic 10	3
Mayer	Outback	4
Mayer	Palermo	5
Mayer	Palermo li	5
Mayer	Paradox	6
Mayer	Patio	4
Mayer	Pavilion	6
Mayer	Plaza	5
Mayer	Polygon	5
Mayer	Porter	5
Mayer	Prism 10	3
Mayer	Prospect	5
Mayer	Puno	6
Mayer	Quattro	3
Mayer	Ranchero	2
Mayer	Refuge	6
Mayer	Relativity	6
Mayer	Retro	7
Mayer	Ritzi	5
Mayer	Riviera	6
Mayer	Rumba	3
Mayer	Ryder	1
Mayer	Samba	5
Mayer	Sanctuary	5
Mayer	Saori	7
Mayer	Score	5
Mayer	Scout	5
Mayer	Sequoia	6
Mayer	Seville	3
Mayer	Shift	6
Mayer	Signs	7
Mayer	Silverweave	5
Mayer	Sketch	5
Mayer	Soleil	6
Mayer	Sonnet	5
Mayer	Spacer Mesh	4
Mayer	Spartan	4
Mayer	Special Black - Madrid	1
Mayer	Special Black - Oxen	1
Mayer	Special Black - Sierra	1
Mayer	Special Black - Wallaby	1
Mayer	Splendor	5
Mayer	Spokes	6
Mayer	Static	6
Mayer	Sula	7
Mayer	Sydney	3
Mayer	Tango	5
Mayer	Tellus	5
Mayer	Truss	6
Mayer	Tulum	6
Mayer	Ultrahide	6
Mayer	Utopia	5
Mayer	Valley	8

Manufacturer	Pattern	Grade	Manufacturer	Pattern	Grade	Manufacturer	Pattern	Grade
Mayer	Variant 10	3	Momentum	Centric	9	Momentum	Flitter	7
Mayer	Vector	7	Momentum	Channel	7	Momentum	Flitter Print	8
Mayer	Verona	5	Momentum	Chekhov	7	Momentum	Float	6
Mayer	Vertex	6	Momentum	Chime CV	6	Momentum	Flock	6
Mayer	Villa	6	Momentum	Chipper	9	Momentum	Flux	Call
Mayer	Vintage Mohair	Call	Momentum	Chit Chat	6	Momentum	Focal	3
Mayer	Vista	8	Momentum	Chromatic	8	Momentum	Fold	Call
Mayer	Voyager	6	Momentum	Civil	8	Momentum	Follow CV	6
Mayer	Webster	6	Momentum	Clang	6	Momentum	Foray	7
Mayer	Whirligig	7	Momentum	Climb	9	Momentum	Foundation	8
Mayer	Wilson	6	Momentum	Coda	7	Momentum	Free	6
Mayer	Wool Boucle	8	Momentum	Collect	6	Momentum	Frida CV	7
Mayer	Xanadu	6	Momentum	Colorloop	6	Momentum	Fuse	5
Mayer	Zen	6	Momentum	Colorwheel	8	Momentum	Glassworks	7
Mayer	Zip	4	Momentum	Cordovan Epu	6	Momentum	Glide	7
MOMENTUM			Momentum	Cotton CV	7	Momentum	Graph	5
			Momentum	Cover Cloth	6	Momentum	Grid	5
Manufacturer	Pattern	Grade	Momentum	Crespo	4	Momentum	Groove Epu	6
Momentum	3D Grid	Call	Momentum	Croquet	4	Momentum	Guideline	8
Momentum	Abeam	7	Momentum	Crossing Colors	Call	Momentum	Guild	5
Momentum	Ace	5	Momentum	Crosswise	6	Momentum	Guru	3
Momentum	Acoustic	8	Momentum	Cube	8	Momentum	Habit	5
Momentum	Acrobat	6	Momentum	Culture	5	Momentum	Halo	8
Momentum	Agora II	6	Momentum	Curl	6	Momentum	Hearsay	9
Momentum	Aldo	Call	Momentum	Current	5	Momentum	Highline	6
Momentum	Almanac	9	Momentum	Cutout	5	Momentum	Hitch	7
Momentum	Amenity II	9	Momentum	Cycle	6	Momentum	Hobnob	6
Momentum	Amuse	6	Momentum	Dart	5	Momentum	Hop	7
Momentum	Anthology CV	6	Momentum	Dash	4	Momentum	Hue	5
Momentum	Archer	8	Momentum	Decode	3	Momentum	Hum	6
Momentum	Artisanal Epu	6	Momentum	Deka	3	Momentum	Hyde CV	6
Momentum	Ascend	7	Momentum	Dexter Epu	6	Momentum	Improv CV	6
Momentum	Audubon	Call	Momentum	Dipper	8	Momentum	Infinity C-Zero	3
Momentum	Bandwidth II	8	Momentum	Docket	Call	Momentum	Infusion	8
Momentum	Bangle	5	Momentum	Domain	7	Momentum	Insight	5
Momentum	Banter	Call	Momentum	Domain	7	Momentum	Interim	9
Momentum	Beeline Epu	6	Momentum	Dome CV	6	Momentum	Iota	8
Momentum	Beep	6	Momentum	Drawing Lines	9	Momentum	Jackpot CV	7
Momentum	Beta	6	Momentum	Dream Catchers	Call	Momentum	Jitney	6
Momentum	Bloko	Call	Momentum	Drift	9	Momentum	Jot	5
Momentum	Blossoms Time	8	Momentum	Ebb	9	Momentum	Journal	9
Momentum	Bobby	5	Momentum	Edison	9	Momentum	Kayak	5
Momentum	Boheme	7	Momentum	Ego	4	Momentum	Keeper CV	5
Momentum	Boom II	6	Momentum	Endurance Epu	6	Momentum	Kepler	7
Momentum	Borders	8	Momentum	Eon Epu	6	Momentum	Kepler Print	8
Momentum	Boxcar	4	Momentum	Epic	5	Momentum	Keynote	6
Momentum	Bravo II	7	Momentum	Essay	9	Momentum	Kindred	5
Momentum	Brink	8	Momentum	Etude	7	Momentum	Kinney	4
Momentum	Brisk	9	Momentum	Evo CV	5	Momentum	Kit	6
Momentum	Build	6	Momentum	Explore	9	Momentum	Knack	5
Momentum	Camber	9	Momentum	Expo	5	Momentum	Lark	6
Momentum	Canter Epu	6	Momentum	Expression	7	Momentum	Lasanna CV	6
Momentum	Caravan	6	Momentum	Eyes IN Reflection	Call	Momentum	Lasso CV	6
Momentum	Carlo	Call	Momentum	Farra	8	Momentum	Lateral	7
Momentum	Carson CV	4	Momentum	Faux Felt	6	Momentum	Leafdot CV	6
Momentum	Cashmere II	6	Momentum	Faux MO	7	Momentum	Ledge	6
Momentum	Central	7	Momentum	Feltro	3	Momentum	Lella	5
			Momentum	Fidget CV	7	Momentum	Leno	8
			Momentum	Finnegan	9	Momentum	Lens	5
			Momentum	Fletcher	7			

Graded In Fabrics

Manufacturer	Pattern	Grade	Manufacturer	Pattern	Grade	Manufacturer	Pattern	Grade
Momentum	Level	6	Momentum	Raft	6	Momentum	Silica Strata	8
Momentum	Lina	Call	Momentum	Rein II	6	Momentum	Silica Stride	8
Momentum	Linen CV	6	Momentum	Renew	6	Momentum	Silica Suede	7
Momentum	Lineup	5	Momentum	Revolve	Call	Momentum	Silica Tao	8
Momentum	Lore	6	Momentum	Ring	8	Momentum	Silica Tech	8
Momentum	Lucio	Call	Momentum	Ringer CV	7	Momentum	Silica Thatch	8
Momentum	Lute	6	Momentum	Rise	6	Momentum	Silica Today Here Now	8
Momentum	Mandala	8	Momentum	Rivet	3	Momentum	Silica Triad	8
Momentum	Mapping Ideas	Call	Momentum	Rombu	9	Momentum	Silica Waltz	8
Momentum	Marathon C-Zero	3	Momentum	Ronda	9	Momentum	Silica Wifi	8
Momentum	Meld	7	Momentum	Roster	9	Momentum	Site Line	Call
Momentum	Mello	3	Momentum	Row	6	Momentum	Sketching Air	Call
Momentum	Mezzanine	8	Momentum	Rubato	4	Momentum	Skip	5
Momentum	Mikro	8	Momentum	Rush Hour	6	Momentum	Slice	5
Momentum	Millennium C-Zero	3	Momentum	Sail	4	Momentum	Small Talk	9
Momentum	Mixer Epu	5	Momentum	Sanya CV	5	Momentum	Smart Soft	6
Momentum	Mixology CV	6	Momentum	Scatter	4	Momentum	Solace	6
Momentum	Mogul Epu	6	Momentum	Score	7	Momentum	Solitaire	6
Momentum	Native Epu	6	Momentum	Scrabble	3	Momentum	Speakeasy CV	6
Momentum	Nestle	4	Momentum	Sensory CV	6	Momentum	Sport	6
Momentum	Nifty	6	Momentum	Shire	7	Momentum	Spunk CV	7
Momentum	Nimble	Call	Momentum	Shower ME With Flowers	Call	Momentum	Starboard	4
Momentum	Note CV	5	Momentum	Shuttle	7	Momentum	Starfall	5
Momentum	Nubble	6	Momentum	Sidestep	8	Momentum	Story	9
Momentum	Oath	7	Momentum	Silica	7	Momentum	Stroll	6
Momentum	Odyssey C-Zero	3	Momentum	Silica Altair	8	Momentum	Strum	6
Momentum	Origin	5	Momentum	Silica Andy	8	Momentum	Strut	6
Momentum	Otto	6	Momentum	Silica Arc	8	Momentum	Subdivide	9
Momentum	Overpass	7	Momentum	Silica Bauble	8	Momentum	Sunny	7
Momentum	Painting Strokes	Call	Momentum	Silica Blend	7	Momentum	Swim	5
Momentum	Panorama	9	Momentum	Silica Bracket	8	Momentum	Synergy	7
Momentum	Pantheon	6	Momentum	Silica Bubbler	8	Momentum	Syntax	5
Momentum	Parable	6	Momentum	Silica Checker	8	Momentum	Tack	6
Momentum	Parachute	6	Momentum	Silica Chopsticks	4	Momentum	Tactic	Call
Momentum	Paradiso	Call	Momentum	Silica Compass	8	Momentum	Tag	4
Momentum	Parenthesis	2	Momentum	Silica Cusp	8	Momentum	Tanner	5
Momentum	Pax	8	Momentum	Silica Deflect	8	Momentum	Tech Weave	Call
Momentum	Perk	5	Momentum	Silica Effloresce	8	Momentum	Tesla	8
Momentum	Photon	9	Momentum	Silica Etc.	8	Momentum	Textura CV	6
Momentum	Phrase	9	Momentum	Silica Etch	8	Momentum	Tilt	7
Momentum	Pierre	Call	Momentum	Silica Excursion	8	Momentum	Toggle	5
Momentum	Ping	4	Momentum	Silica Fiona	8	Momentum	Top Talent	5
Momentum	Pip	6	Momentum	Silica Flick	8	Momentum	Tradewinds CV	6
Momentum	Piper	6	Momentum	Silica Fresco	8	Momentum	Tradition C-Zero	3
Momentum	Pique	3	Momentum	Silica Fritz	8	Momentum	Trefoil	7
Momentum	Pixelate	6	Momentum	Silica Gidget	8	Momentum	Tribeca CV	5
Momentum	Places Spaces Faces	Call	Momentum	Silica Hiatus	8	Momentum	Trilogy	7
Momentum	Plan	6	Momentum	Silica Hoop	8	Momentum	Trivia	9
Momentum	Platform	8	Momentum	Silica Jig	8	Momentum	Tufted	Call
Momentum	Poetic CV	6	Momentum	Silica Kip	8	Momentum	Twill Epu	5
Momentum	Point	3	Momentum	Silica Leather	8	Momentum	Vanguard CV	6
Momentum	Polka	9	Momentum	Silica Likely	8	Momentum	Vanish	7
Momentum	Pop UP	Call	Momentum	Silica Motive	4	Momentum	Velocity	6
Momentum	Printwork Epu	6	Momentum	Silica Reach	8	Momentum	Via	5
Momentum	Promise	5	Momentum	Silica Rhythms	9	Momentum	Vox	3
Momentum	Propel	8	Momentum	Surround You		Momentum	Wander	4
Momentum	Proximity	7	Momentum	Silica Roam	8	Momentum	Waver	7
Momentum	Pursue	4	Momentum	Silica Scout	8	Momentum	Weaving Palettes	9
Momentum	Quince	Call	Momentum	Silica Spoke	8	Momentum	Well Well Well	Call

Manufacturer	Pattern	Grade
Momentum	Whim	9
Momentum	Whisp	7
Momentum	Whit Epu	6
Momentum	Why Why Why	Call
Momentum	Widget	5
Momentum	Witzel CV	6
Momentum	Yarnplay CV	7
Momentum	Zipper	8

PAUL BRAYTON

Manufacturer	Pattern	Grade
Paul Brayton	Al Fresco	6
Paul Brayton	Almost Textura w/ Healthguard	7
Paul Brayton	Alpine	7
Paul Brayton	Angus	6
Paul Brayton	Backgammon	6
Paul Brayton	Canopy	6
Paul Brayton	Cirrus	6
Paul Brayton	Divine	4
Paul Brayton	Flannelsuede - 3100	9
Paul Brayton	Flannelsuede - 3103	9
Paul Brayton	Frolic	6
Paul Brayton	Fun	6
Paul Brayton	Jilly Twill	4
Paul Brayton	Journey	6
Paul Brayton	Killian	6
Paul Brayton	Meridian	5
Paul Brayton	Molly	6
Paul Brayton	Moonstruck	6
Paul Brayton	Nimbus	6
Paul Brayton	Odyssey	7
Paul Brayton	Pizzelle	6
Paul Brayton	Prizm	7
Paul Brayton	Promenade	6
Paul Brayton	Quest	6
Paul Brayton	Rhyme	4
Paul Brayton	Somerfield	6
Paul Brayton	Spinnaker	7
Paul Brayton	Stratus	6
Paul Brayton	Tiki	6
Paul Brayton	Toto Plaid	6
Paul Brayton	Tulip	6
Paul Brayton	Woodland	7

ULTRAFABRICS

Manufacturer	Pattern	Grade
Ultrafabrics	Brisa	7
Ultrafabrics	Brisa Distressed	7
Ultrafabrics	Fresco	7
Ultrafabrics	Pearlized	7
Ultrafabrics	Promessa	7
Ultrafabrics	Reef Pro	7
Ultrafabrics	Tottori	7
Ultrafabrics	Ultraleather	5

Manufacturer	Pattern	Grade
Ultrafabrics	Ultraleather Pro	7
Ultrafabrics	Eco Tech	7
Ultrafabrics	Fusion	7
Ultrafabrics	Fusion Shimmer	7
Ultrafabrics	Volar Bio	7
Ultrafabrics	Wired	7
Ultrafabrics	Brisa Forecast	7
Ultrafabrics	Brisa Frontier (Distressed)	7
Ultrafabrics	Coast	7
Ultrafabrics	Pumice	7
Ultrafabrics	Summit (UL Distressed)	7
Ultrafabrics	Ultraleather Anti-Static	7
Ultrafabrics	Impasto	5
Ultrafabrics	Lino	5
Ultrafabrics	Montage	5

CTL LEATHER

Manufacturer	Pattern	Grade
CTL Leather	Atlantic	Call
CTL Leather	Barolo	Call
CTL Leather	Bull Soft	Call
CTL Leather	Capri	Call
CTL Leather	Caress	Call
CTL Leather	Classico	Call
CTL Leather	Cowboy	Call
CTL Leather	Dakota	Call
CTL Leather	Dallas Soft	Call
CTL Leather	Dublin	Call
CTL Leather	Elegance	Call
CTL Leather	Epic	Call
CTL Leather	Heritage	Call
CTL Leather	Linea	Call
CTL Leather	Lodge	Call
CTL Leather	Madras	Call
CTL Leather	Mardi Gras	Call
CTL Leather	Mustang	Call
CTL Leather	Palma	Call
CTL Leather	Paradiso	Call
CTL Leather	Prescott	Call
CTL Leather	Queensland	Call
CTL Leather	Rio	Call
CTL Leather	Roxy	Call
CTL Leather	Santiago	Call
CTL Leather	Seide	Call
CTL Leather	Siena	Call
CTL Leather	Stagecoach	Call
CTL Leather	Tuscania	Call
CTL Leather	Valencia	Call
CTL Leather	Vogue	Call



NeutralPosture.com

3904 N. Texas Ave.

Bryan, TX 77803

T 979.778.0502

F 979.778.0408

GSA

SCS Indoor Advantage

BIFMA e3/LEVEL

ISO 9001:2008 Approved

